



# Service Bulletin

## PRELIMINARY INFORMATION

**Subject:** Oil Leak From Left Side Of Engine

**Models:** 2015 - 2016 Buick Enclave  
2015 - 2016 Chevrolet Colorado Traverse  
2015 - 2016 GMC Acadia Canyon  
Equipped with HFV6 3.6L LLT or LFX engine

The following diagnosis might be helpful if the vehicle exhibits the symptom(s) described in this PI.

### Condition/Concern

One of the above vehicles may come into your dealership with an oil leak from the engine oil filter area.

### Recommendation/Instructions

If you get a vehicle in with this concern, please follow these steps for accurate diagnosis and repair.

1. Add engine oil dye to the system.
2. Clean the entire area with brake cleaner and shop air.
3. Run the engine for 20 minutes to get leak to show up.
4. Using a black light, locate and identify the exact area of the leak.
5. There are 4 possible causes for leaks in this area on these vehicles.

a) The oil filter seal or lock seam could be leaking which is away from the block on the oil filter adapter.

\* Repair is to replace the filter and reevaluate.

b) The oil filter adapter gasket to block can be the leak. This will show up at the block.

\* Repair is to replace the gasket between the block and oil filter adapter.



c) The block machined surface could be uneven or mis-machined. See pictures below.

Please verify the block is mis-machined by feel with a fingernail test on the block surface oil filter adapter pad

You should feel a definitive step on the otherwise flat surface of the block.


Some visible machining swirl is normal and will not cause a leak, do not replace the engine for these swirl marks.

\* Repair is to replace the engine for this concern.



d) The oil filter adapter may have a defect leaking in the aluminum casting on an LFX engine with cartridge style filter. See picture below.

\* Repair is to replace the oil filter adapter and gasket for this concern.



After any of the above repairs reevaluate for leaks per steps 1-4 above.

## Warranty Information

For Vehicles Repaired Under Warranty Use Appropriate Labor Operation For Process Performed.

Please follow this diagnostic or repair process thoroughly and complete each step. If the condition exhibited is resolved without completing every step, the remaining steps do not need to be performed.

---

GM bulletins are intended for use by professional technicians, NOT a "do-it-yourselfer". They are written to inform these technicians of conditions that may occur on some vehicles, or to provide information that could assist in the proper service of a vehicle. Properly trained technicians have the equipment, tools, safety instructions, and know-how to do a job properly and safely. If a condition is described, DO NOT assume that the bulletin applies to your vehicle, or that your vehicle will have that condition. See your GM dealer for information on whether your vehicle may benefit from the information.



WE SUPPORT VOLUNTARY TECHNICIAN CERTIFICATION