







WORK DESCRIPTION FOR FIELD MEASURE

Update left and right rear display control unit software

Model 167

-  • Ensure use of **XENTRY Diagnosis version** BD/DVD (**06/2022**) or higher.
- Before starting the work procedure, install the **current version of all add-ons** in **XENTRY Diagnosis**.
- Make sure to follow the operation steps exactly as described in XENTRY Diagnosis.
- Use a battery charger to ensure sufficient power supply of the vehicle **on-board electrical system battery** (greater than 12.5 V).
- If XENTRY Diagnosis is already connected to the vehicle, start with **operation step 2**.
 -  If two or more software updates or SCN codings are performed during one workshop visit, operation items 02-4762 and 02-5058 may be invoiced **only once for each workshop order**.

Work procedure

1. Connect XENTRY Diagnosis.
 2. Update **A40/5 left rear display** control unit software.
 -  To do this, select menu item "Quick test view – A40/5 left rear display (D-FOL) – Adaptations – Control unit update – Update of control unit software".
 -  Then follow the user guidance in XENTRY Diagnosis.
 3. Update **A40/6 right rear display** control unit software.
 -  To do this, select menu item "Quick test view – A40/6 right rear display (D-FOR) – Adaptations – Control unit update – Update of control unit software".
 -  Then follow the user guidance in XENTRY Diagnosis.
 4. Disconnect XENTRY Diagnosis.
-

Operation text and flat rate

Operation no.	Operation text	Flat rate	Accounting no./ damage code
02-9334	Control unit software Update A40/5 left rear display (with XENTRY Diagnosis connected)	0.1 h	54 994 23
02-9334	Control unit software Update A40/6 right rear display (with XENTRY Diagnosis connected)	0.1 h	54 994 23
02-4762*	Connect/disconnect diagnostic system (XENTRY Diagnosis)	0.1 h	54 994 23
02-5058*	Connect/disconnect starter battery charger (with XENTRY Diagnosis connected)	0.1 h	54 994 23

* Operation item may only be invoiced once for each workshop order!