



TECHNICAL SERVICE BULLETIN

Soft Top Material Wear Above The B-Pillar

23-2229

13 July 2023

This bulletin supersedes 22-2274.

Model:

Ford 2021-2022 Bronco

Summary

This article supersedes TSB 22-2274 to update the parts list.

Issue: Some 2021-2022 Bronco vehicles equipped with a soft top may exhibit exterior wear on the sides of the soft top material above the B-pillar. This may be due to contact and rubbing between the soft top frame and soft top material. To correct the condition, follow the Service Procedure to replace both right and left deflectors attached to the soft top frame and soft top material.

Action: Follow the Service Procedure to correct the condition on vehicles that meet all of the following criteria:

- 2021-2022 Bronco equipped with a soft top
- Exterior wear on the sides of the soft top above the B-pillar

Parts

Service Part Number	Quantity	Description	Unit of Issue	Piece Quantity
M2DZ-78500A67-A	1	Left Deflector	1	1
M2DZ-78500A67-B	1	Right Deflector	1	1
W790580-S900	7	Rivet	4	25
M2DZ-7852700-BB	1	Soft Top	1	1

Quantity refers to the amount of the service part number required to repair the vehicle.

Unit of Issue refers to the number of individual pieces included in a service part number package.

Piece Quantity refers to the total number of individual pieces required to repair the vehicle.

Warranty Status: Eligible under provisions of New Vehicle Limited Warranty (NVLW)/Service Part Warranty (SPW)/Special Service Part (SSP)/Extended Service Plan (ESP) coverage. Limits/policies/prior approvals are not altered by a TSB. NVLW/SPW/SSP/ESP coverage limits are determined by the identified causal part and verified using the OASIS part coverage tool.

Labor Times

Description	Operation No.	Time
2021-2022 Bronco: Inspect, Replace The Deflector And The Soft Top Cover (Do Not Use With Any Other Labor Operations)	232229A	3.3 Hrs.
Extra Time To Clean The Interior And Vacuum Any Metal Shavings From Drilling Out Rivets	MT232229	Actual Time

Repair/Claim Coding


Causal Part:	7853000
Condition Code:	01

Service Procedure

NOTE: This procedure will be applied to both sides even if only one side shows wear.

1. Does the soft top exhibit wear above the B-pillar similar to Figure 1?

Figure 1




(1). Yes - proceed to Step 2. Updated deflectors will be installed on both sides of the soft top frame assembly to prevent wear.

(2). No - this article does not apply.

2. Unlatch the 2 latches at the windshield header.

3. Open the soft top to 90° by pushing the soft top up and rearward. (Figure 2)

Figure 2



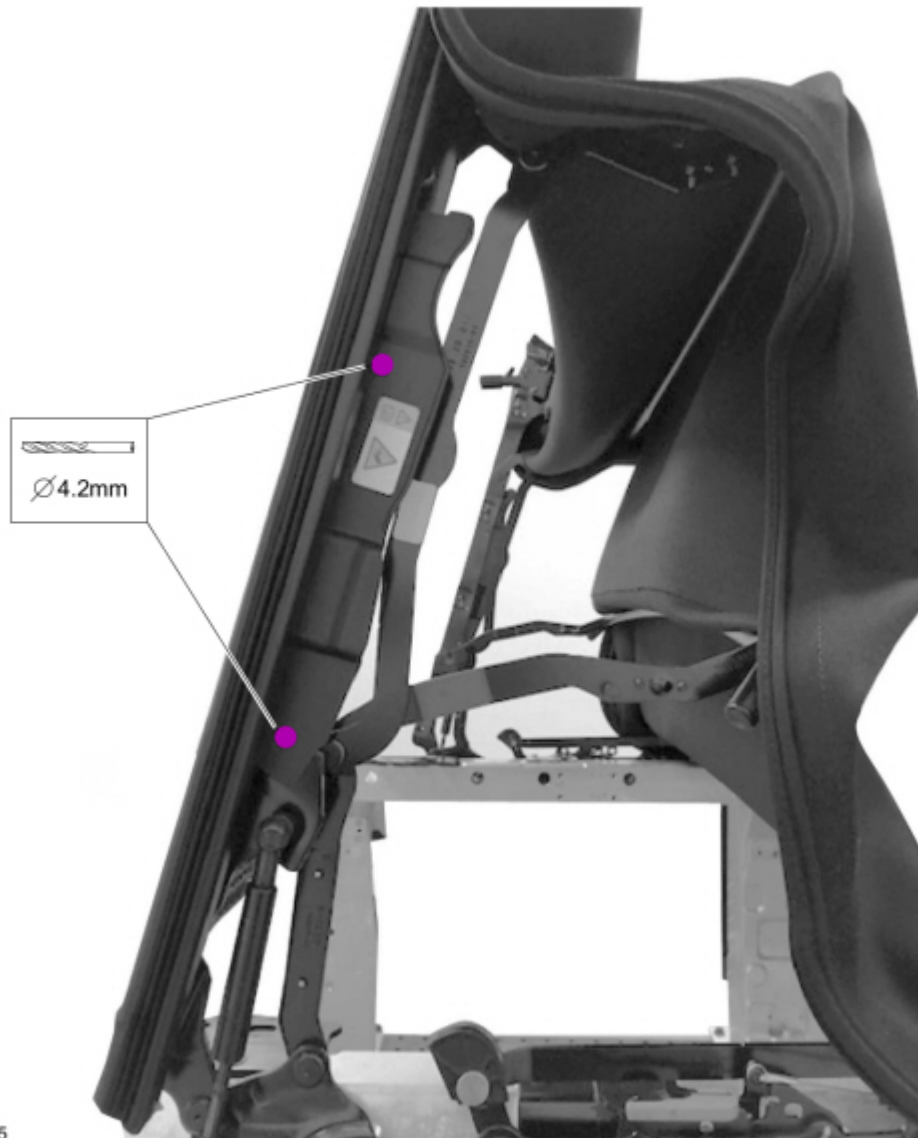
E390024



CAUTION: Do not drill through the linkage assembly. Only the head of the rivet should be drilled. Drilling through the linkage enlarges the hole where a new rivet will not fit to secure the linkage.

4. Locate each deflector on the right and left side of the frame assembly and drill out 2 rivets per deflector using a 4.2 mm (11/64 in) drill bit. (Figure 3)

Figure 3




E390025

5. Attach an updated deflector on each side of the frame using rivets, securing the new deflector to the frame assembly starting from the front moving to the rear.
6. Remove and replace the soft top cover. Refer to the Workshop Manual (WSM) Section 501-18A Soft Top > Removal and Installation > Soft Top Material.

NOTE: When placing the soft top in the stowed position, make sure the fabric is positioned in an S pattern. (Figure 4)

Figure 4



© 2023 Ford Motor Company

All rights reserved.

NOTE: The information in Technical Service Bulletins is intended for use by trained, professional technicians with the knowledge, tools, and equipment to do the job properly and safely. It informs these technicians of conditions that may occur on some vehicles, or provides information that could assist in proper vehicle service. The procedures should not be performed by "do-it-yourselfers". Do not assume that a condition described affects your car or truck. Contact a Ford or Lincoln dealership to determine whether the Bulletin applies to your vehicle. Warranty Policy and Extended Service Plan documentation determine Warranty and/or Extended Service Plan coverage unless stated otherwise in the TSB article. The information in this Technical Service Bulletin (TSB) was current at the time of printing. Ford Motor Company reserves the right to supersede this information with updates. The most recent information is available through Ford Motor Company's on-line technical resources.