



TECHNICAL SERVICE BULLETIN

3.0L EcoBoost - Buzz/Vibration/Rattle Noise Underneath Vehicle Near The Left Rear Door - Built On 25-Jan-2022 And Through 10-Mar-2022

22-2135

19 April 2022

Model:

Ford 2022 Explorer	Engine: 3.0L EcoBoost Built on 25-Jan-2022 and through 10-Mar-2022
Lincoln 2022 Aviator	Engine: 3.0L EcoBoost Built on 25-Jan-2022 and through 10-Mar-2022

Issue: Some 2022 Explorer/Aviator vehicles equipped with a 3.0L EcoBoost engine and built on 25-Jan-2022 and through 10-Mar-2022 may exhibit a buzz/vibration/rattle noise at engine idle or low revolutions per minute (RPM) underneath the vehicle near the left rear door. This may be due to the pressurized fuel delivery line contacting the body or the fuel tank creating a buzz/vibration/rattle noise. To correct the condition, follow the Service Procedure to install foam patches.

Action: Follow the Service Procedure to correct the condition on vehicles that meet the following criteria:

- 2022 Explorer/Aviator
- 3.0L EcoBoost
- Built on 25-Jan-2022 and through 10-Mar-2022
- Buzz/vibration/rattle noise from underneath the vehicle near the left rear door

Parts

Service Part Number	Quantity	Description	Unit of Issue	Piece Quantity	Note
L1MZ-3B498-F	1	Rear Axle Pinion Stem Circlip	1	1	
W717822-S439	1	Driveshaft Center Bearing Bracket Bolts	4	2	
W719511-S439	1	Flex Coupling To Transfer Case/Transmission Flange Bolts	4	3	
164-R4902	1	Rotunda Urethane Foam Patch	12	3	Rotunda part number

Parts

Parts To Inspect And Replace Only If Necessary

Service Part Number	Quantity	Description	Unit of Issue	Piece Quantity
L1MZ-4782-A	1	Driveshaft Flex Coupling	1	1
L1MZ-4650-A	1	Driveshaft Alignment Bushing	1	1
W719511-S439	1	Driveshaft Flex Coupling Bolts	4	3

Quantity refers to the amount of the service part number required to repair the vehicle.

Unit of Issue refers to the number of individual pieces included in a service part number package.

Piece Quantity refers to the total number of individual pieces required to repair the vehicle.

Parts can be billed out as non-whole numbers, including less than 1.

Warranty Status: Eligible under provisions of New Vehicle Limited Warranty (NVLW)/Service Part Warranty (SPW)/Special Service Part (SSP)/Extended Service Plan (ESP) coverage. Limits/policies/prior approvals are not altered by a TSB. NVLW/SPW/SSP/ESP coverage limits are determined by the identified causal part and verified using the OASIS part coverage tool.

Labor Times

Description	Operation No.	Time
2022 Explorer/Aviator 3.0L EcoBoost: Install Foam Blocks Following The Service Procedure (Do Not Use With Any Other Labor Operations)	222135A	2.2 Hrs.

Repair/Claim Coding

Causal Part:	9J285
Condition Code:	33

Service Procedure

1. Remove the fuel tank. Refer to Workshop Manual (WSM), Section 310-01.
2. Clean the top of the fuel tank in the area outlined in Figures 1-2 with soapy water and/or isopropyl alcohol as needed.

Figure 1

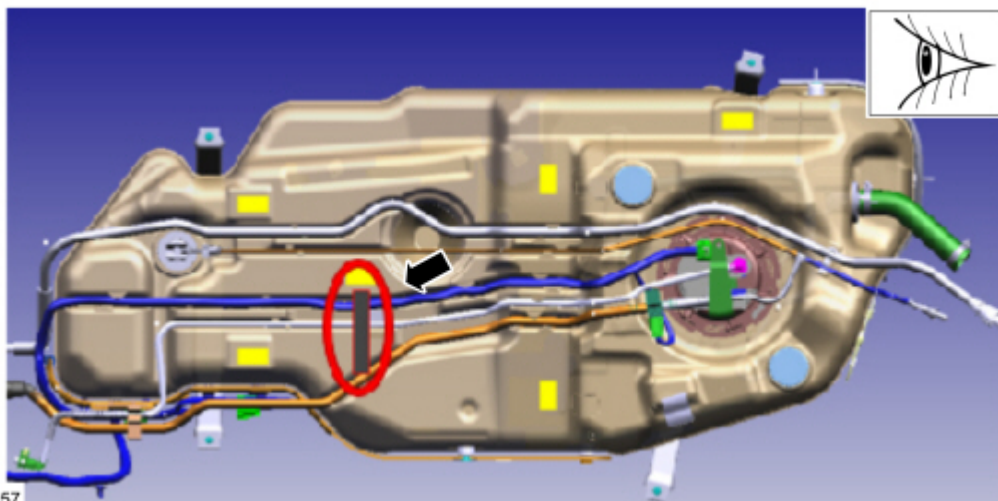
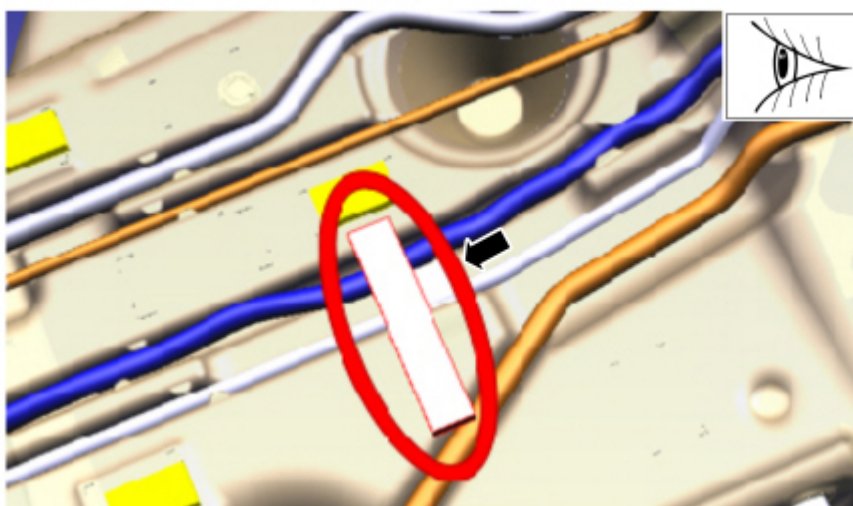


Figure 2



3. Stack 3 Rotunda hard foam patches on top of each other.
4. Install the stack of 3 Rotunda hard foam patches in the circled area. (Figures 1-2)
5. Make sure that the fuel line convolute shown in Figure 3 is seated in the retaining clip. (Figure 3-4)

Figure 3

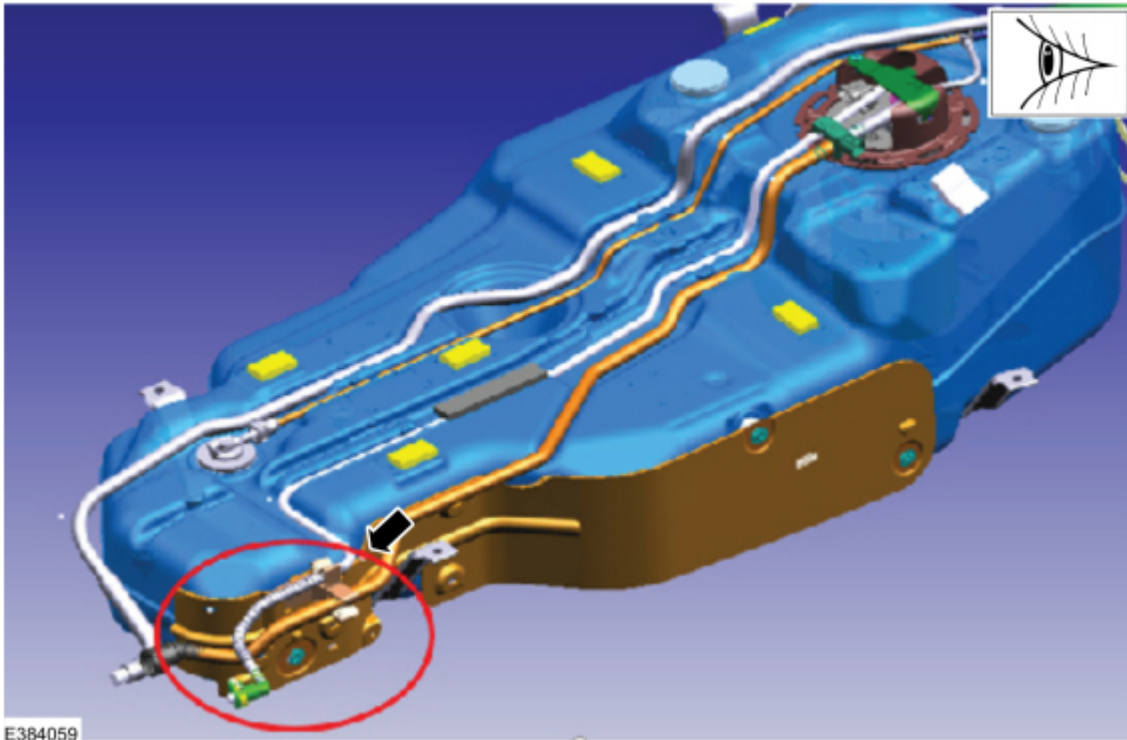



Figure 4



6. Install the fuel tank. Refer to WSM, Section 301-01.

© 2022 Ford Motor Company

All rights reserved.

NOTE: The information in Technical Service Bulletins is intended for use by trained, professional technicians with the knowledge, tools, and equipment to do the job properly and safely. It informs these technicians of conditions that may occur on some vehicles, or provides information that could assist in proper vehicle service. The procedures should not be performed by "do-it-yourselfers". Do not assume that a condition described affects your car or truck. Contact a Ford or Lincoln dealership to determine whether the Bulletin applies to your vehicle. Warranty Policy and Extended Service Plan documentation determine Warranty and/or Extended Service Plan coverage unless stated otherwise in the TSB article. The information in this Technical Service Bulletin (TSB) was current at the time of printing. Ford Motor Company reserves the right to supersede this information with updates. The most recent information is available through Ford Motor Company's on-line technical resources.

