



TECHNICAL SERVICE BULLETIN

Creaking/Squeaking/Grinding/Rubbing Noise While The Steering Column Is Adjusted Into Tilt Up Or Down Position

22-2077

02 March
2022

Model:

Lincoln 2020-2022 Corsair

Issue: Some 2020-2022 Corsair vehicles equipped with a power adjustable steering column may exhibit a creaking/squeaking/grinding and/or rubbing noise while the steering column is adjusted into the tilt up or down position. This may be due to a lack of lubrication in the steering column. To correct this condition, follow the Service Procedure to perform a grease application in the steering column.

Action: Follow the Service Procedure to correct the condition on vehicles that meet all of the following criteria:

- 2020-2022 Corsair
- Vehicles equipped with a power adjustable steering column
- Creaking/squeaking/grinding/rubbing noise while the steering column is adjusted into the tilt up or down position

Parts

Service Part Number	Quantity	Description
XG-1-E1	As Needed	Motorcraft® Premium Long-Life Grease

Parts

Parts To Replace Only If Directed By The Service Procedure To Replace The Steering Column

Service Part Number	Quantity	Description	Unit of Issue	Piece Quantity
LX6Z-3C529-AB	1	Steering Column Assembly	1	1
W718843-S439	1	Steering Shaft Coupler Retainer	4	2
W718581-S442	1	Steering Column Mounting Bolt	4	1
W520102-S442	1	Mounting Nuts	4	2

Quantity refers to the amount of the service part number required to repair the vehicle.

Unit of Issue refers to the number of individual pieces included in a service part number package.

Piece Quantity refers to the total number of individual pieces required to repair the vehicle.

As Needed indicates the amount of the part may vary and/or is not a whole number. Parts can be billed out as non-whole numbers, including less than 1.

Warranty Status: Eligible under provisions of New Vehicle Limited Warranty (NVLW)/Service Part Warranty (SPW)/Special Service Part (SSP)/Extended Service Plan (ESP) coverage. Limits/policies/prior approvals are not altered by a TSB. NVLW/SPW/SSP/ESP coverage limits are determined by the identified causal part and verified using the OASIS part coverage tool.

Labor Times

Description	Operation No.	Time
2020-2022 Corsair: Apply Grease To The Steering Column Following The Service Procedure (Do Not Use With Any Other Labor Operations)	222077A	0.5 Hrs.
2020-2022 Corsair: Apply Grease To The Steering Column Following The Service Procedure	222077B	1.5

Repair/Claim Coding

Causal Part:	3C529
Condition Code:	42

Service Procedure

1. Remove the steering column shrouds. Refer to Workshop Manual (WSM), Section 501-05 > Interior Trim and Ornamentation > Removal and Installation.
2. Adjust the steering column with the steering column control switch into the full tilt down position to maximize accessibility.
3. Apply Motorcraft® Premium Long-Life Grease at the location shown in Figures 1-3 with a brush.

Figure 1




Figure 2





Figure 3




E377142

4. Adjust the steering column into the tilt up and down position approximately 5-10 times to evenly distribute the grease in the steering column. (Figure 4)

NOTE: Avoid applying excessive grease in the steering column that could drip down from the steering column. Using too much grease could cause a squishy noise to be heard during the steering column operation. (Figure 5-6)

Figure 4




E377143

Figure 5



Figure 6



5. Verify if the noise persists during steering column operation. Is the creaking/squeaking/grinding and/or rubbing noise present?
 - (1). Yes - proceed to Step 6.
 - (2). No - proceed to Step 7.
6. Repeat the greasing procedure in Steps 2-4 of this article. Is the noise still present?
 - (1). Yes - replace the steering column. Refer to WSM, Section 211-04 > Steering Column > Removal and Installation. Repair is complete.
 - (2). No - proceed to Step 7.

7. Reinstall the steering column shrouds. Refer to WSM, Section 501-05 > Interior Trim and Ornamentation > Removal and Installation.

© 2022 Ford Motor Company

All rights reserved.

NOTE: The information in Technical Service Bulletins is intended for use by trained, professional technicians with the knowledge, tools, and equipment to do the job properly and safely. It informs these technicians of conditions that may occur on some vehicles, or provides information that could assist in proper vehicle service. The procedures should not be performed by "do-it-yourselfers". Do not assume that a condition described affects your car or truck. Contact a Ford or Lincoln dealership to determine whether the Bulletin applies to your vehicle. Warranty Policy and Extended Service Plan documentation determine Warranty and/or Extended Service Plan coverage unless stated otherwise in the TSB article. The information in this Technical Service Bulletin (TSB) was current at the time of printing. Ford Motor Company reserves the right to supersede this information with updates. The most recent information is available through Ford Motor Company's on-line technical resources.