



# TECHNICAL SERVICE BULLETIN

## Uneven Steering Effort

**22-2022**  
01 February 2022

### Model:

Ford 2015-2019 Transit
---------------------------

**Issue:** Some 2015-2019 Transit vehicles may exhibit uneven steering effort. This may be due to the steering column slider length. To correct the condition, follow the Service Procedure to adjust the steering column slider length.

**Action:** Follow the Service Procedure steps to correct the condition on vehicles that meet all of the following criteria:

- 2015-2019 Transit
- Uneven steering effort

### Parts

Service Part Number	Quantity	Description	Unit of Issue	Piece Quantity
W520102-S442	1	Steering Column Locknut	4	4
Obtain Locally	As Needed	Washer, 1 mm thick, 8 mm inside diameter, 17 mm outside diameter		

Quantity refers to the amount of the service part number required to repair the vehicle.

Unit of Issue refers to the number of individual pieces included in a service part number package.

Piece Quantity refers to the total number of individual pieces required to repair the vehicle.

As Needed indicates the amount of the part may vary and/or is not a whole number. Parts can be billed out as non-whole numbers, including less than 1.

**Warranty Status:** Eligible under provisions of New Vehicle Limited Warranty (NVLW)/Service Part Warranty (SPW)/Special Service Part (SSP)/Extended Service Plan (ESP) coverage. Limits/policies/prior approvals are not altered by a TSB. NVLW/SPW/SSP/ESP coverage limits are determined by the identified causal part and verified using the OASIS part coverage tool.

### Labor Times

Description	Operation No.	Time
2015-2019 Transit: Measure And Install Washers Following The Service Procedure (Do Not Use With Any Other Labor Operations)	222022A	0.3 Hrs.

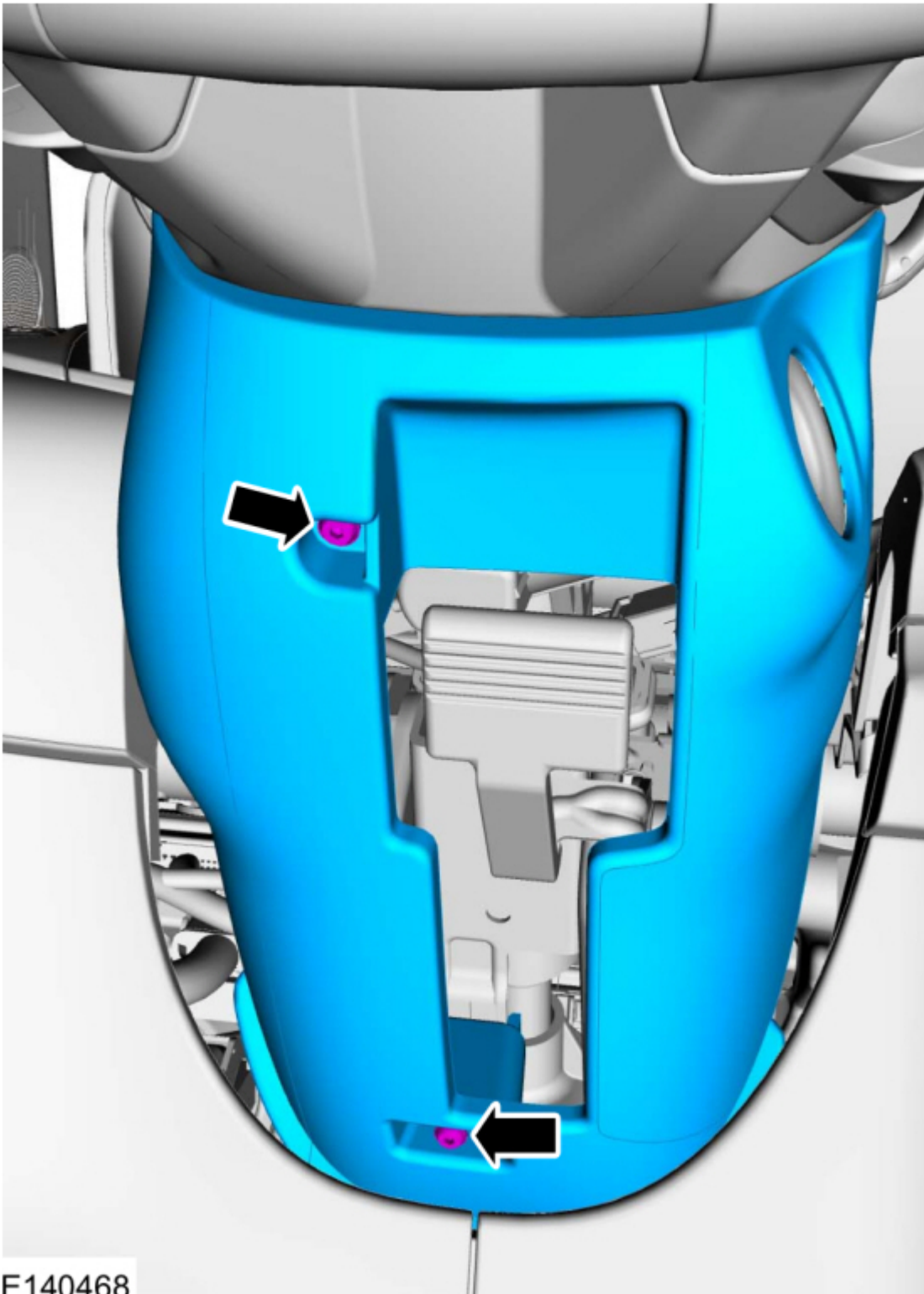
### Repair/Claim Coding

Causal Part:	3C529
Condition Code:	01

### Service Procedure

1. Remove the steering column lower shroud. Refer to Workshop Manual (WSM), Section 501-05. (Figure 1)

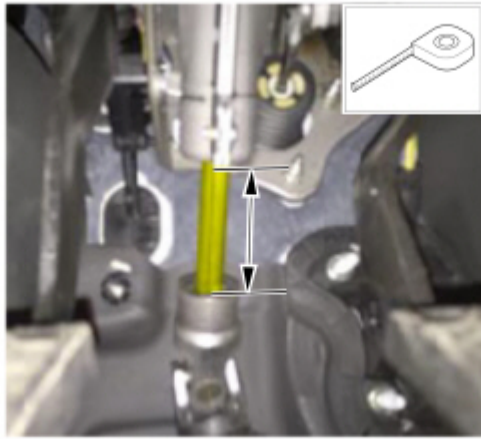
Figure 1



2. Make sure the road wheels are in the straight ahead position.

3. Measure the steering column slider length. (Figure 2)

Figure 2



E374890

4. Is the steering column slider length 73 mm +/- 1 mm?

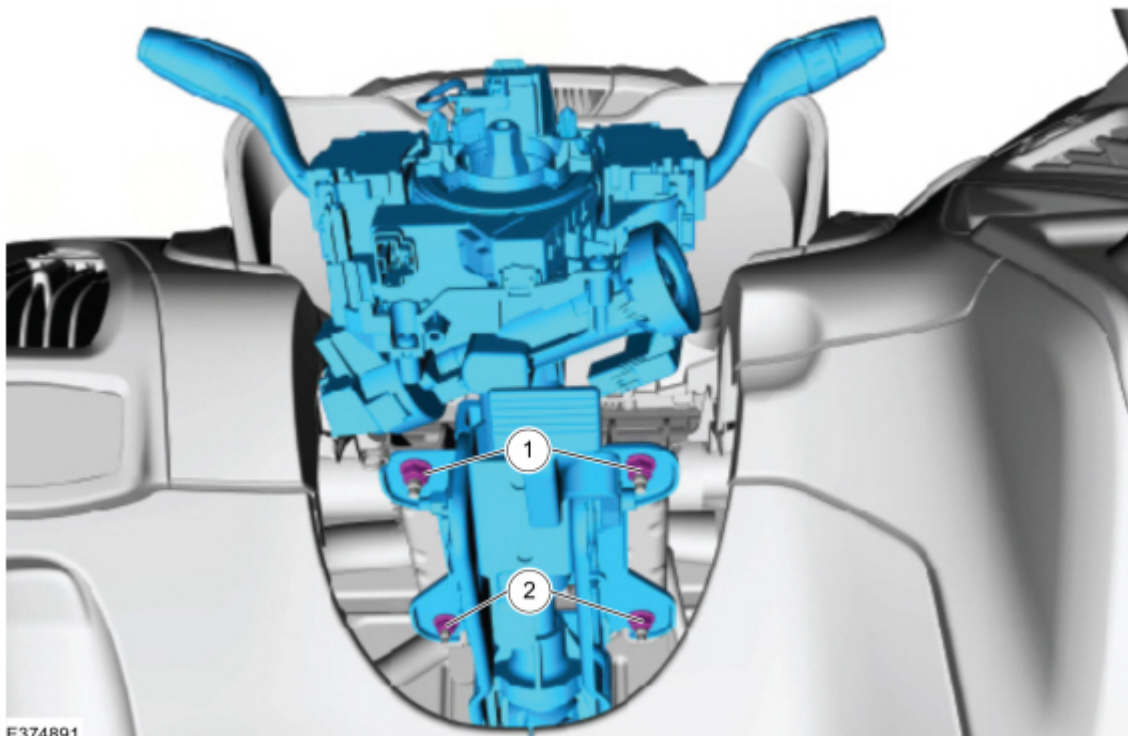
- (1). Yes - this article does not apply. Refer to WSM, Section 211-05 for normal diagnostics.
- (2). No - proceed to Step 5.

5. Install washers as needed.

- (1). For steering column slider lengths 75 mm or more, install washer(s) to the lower threaded studs according to the following chart. (Figure 3 Callout 2)
- (2). For steering column slider lengths 71 mm or less, install washer(s) to the upper threaded studs according to the following chart. (Figure 3 Callout 1)

**⚠ WARNING: Install new steering column locknuts. Failure to follow this instruction may result in personal injury.**

Figure 3



E374891

**Washer Chart**

Slider Length	Location Of The Washer	Washer Thickness	Total Washers Per Stud
69 mm	Upper threaded studs	1 mm	3

Slider Length	Location Of The Washer	Washer Thickness	Total Washers Per Stud
70 mm	Upper threaded studs	1 mm	2
71 mm	Upper threaded studs	1 mm	1
72-74 mm	Nominal measurements, no washers needed		
75-76 mm	Lower threaded studs	1 mm	1
77-78 mm	Lower threaded studs	1 mm	2
79-80 mm	Lower threaded studs	1 mm	3
81 mm or more	Lower threaded studs	1 mm	3

**6.** Install the steering column lower shroud. Refer to WSM, Section 501-05.

---

© 2022 Ford Motor Company

All rights reserved.

NOTE: The information in Technical Service Bulletins is intended for use by trained, professional technicians with the knowledge, tools, and equipment to do the job properly and safely. It informs these technicians of conditions that may occur on some vehicles, or provides information that could assist in proper vehicle service. The procedures should not be performed by "do-it-yourselfers". Do not assume that a condition described affects your car or truck. Contact a Ford or Lincoln dealership to determine whether the Bulletin applies to your vehicle. Warranty Policy and Extended Service Plan documentation determine Warranty and/or Extended Service Plan coverage unless stated otherwise in the TSB article. The information in this Technical Service Bulletin (TSB) was current at the time of printing. Ford Motor Company reserves the right to supersede this information with updates. The most recent information is available through Ford Motor Company's on-line technical resources.