

ATTENTION:

GENERAL MANAGER
 PARTS MANAGER
 CLAIMS PERSONNEL
 SERVICE MANAGER

IMPORTANT - All Service Personnel Should Read and Initial in the boxes provided, right.

© 2022 Subaru of America, Inc. All rights reserved.



QUALITY DRIVEN® SERVICE

SERVICE INFORMATION BULLETIN

APPLICABILITY: 2022MY BRZ

NUMBER: 15-290-22

SUBJECT: Mirror HomeLink(R) Inoperative

DATE: 01/14/22

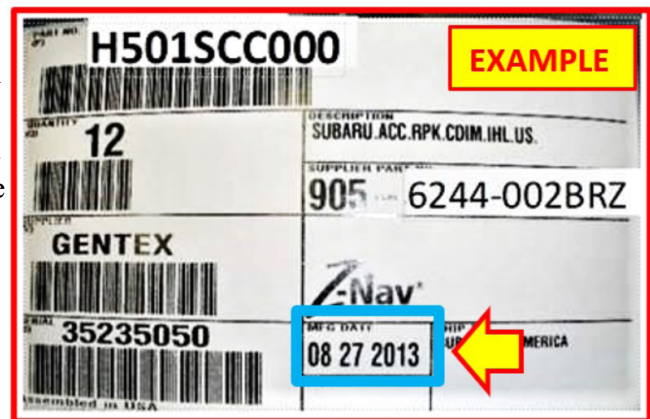
INTRODUCTION:

This Service Information Bulletin announces a production change made to the Auto-Dimming HomeLink Mirror (H501SC000). In some cases, the harness supplied with the installation kit is incorrect causing the HomeLink feature to not function. Use the information provided within this bulletin to confirm the applicability of the installation kit prior to installation.

PRODUCTION CHANGE INFORMATION:

The Auto-Dimming HomeLink Mirror (H501SC000) installation kit has been fitted with the correct wiring harness after production date of **June 30th, 2021**. The production date is indicated on the outside of the installation kit packaging. See example to the right.

NOTE: August 27th of 2013 is shown in this EXAMPLE.



PART INFORMATION:

REMINDER: Always order the most up-to-date replacement parts based on the specific VIN being repaired.

Part Description	Part Number
AUTO-DIMMING MIRROR WITH COMPASS AND HOMELINK-DEALER KIT	H501SC000

CAUTION: VEHICLE SERVICING PERFORMED BY UNTRAINED PERSONS COULD RESULT IN SERIOUS INJURY TO THOSE PERSONS OR TO OTHERS.

Subaru Service Bulletins are intended for use by professional technicians ONLY. They are written to inform those technicians of conditions that may occur in some vehicles, or to provide information that could assist in the proper servicing of the vehicle. Properly trained technicians have the equipment, tools, safety instructions, and know-how to do the job correctly and safely. If a condition is described, DO NOT assume that this Service Bulletin applies to your vehicle, or that your vehicle will have that condition.

Subaru of America, Inc. is ISO 14001 Compliant


ISO 14001 is the international standard for excellence in Environmental Management Systems. Please recycle or dispose of automotive products in a manner that is friendly to our environment and in accordance with all local, state and federal laws and regulations.

Continued...

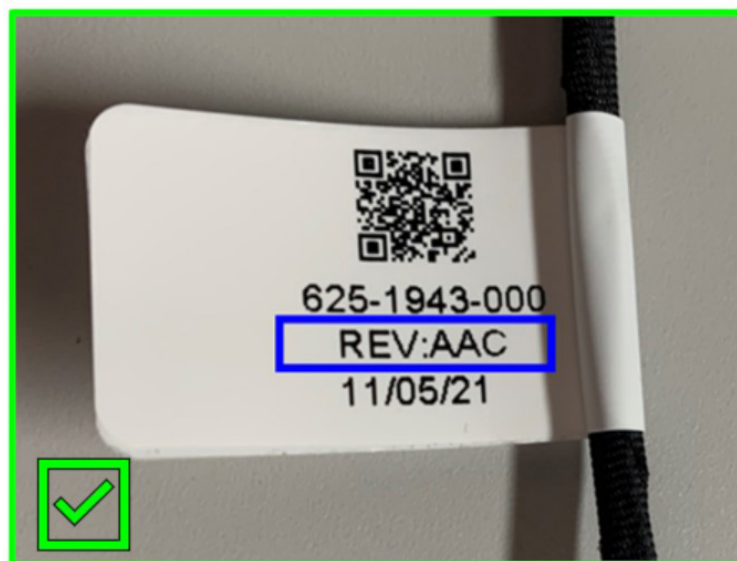
SERVICE PROCEDURE / INFORMATION:

Identification: Confirm the installation kit contains the correct harness. This can be done in four ways:

1. Check the production date label located on the installation kit packaging. Verify the production is June 30th, 2021 or later.
2. The correct supplied accessory harness will include a **BLUE** wire. See the photos below for examples.

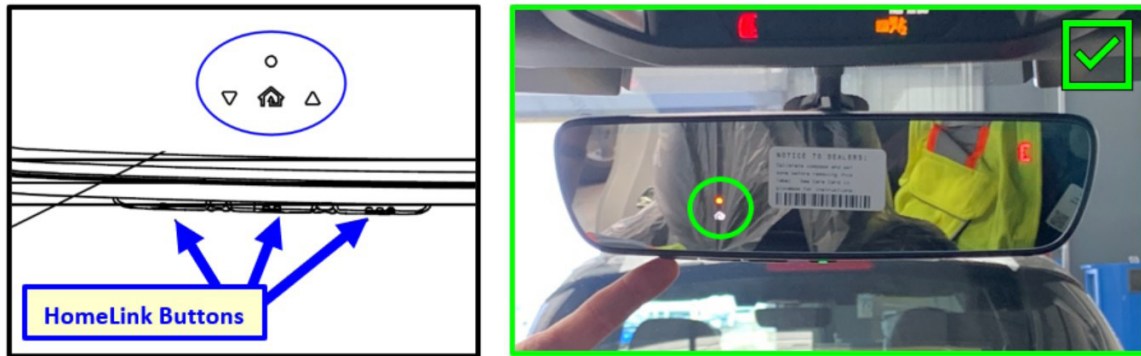


3. The **CORRECT** supplied accessory harness will have a revision label showing “REV:AAC.” The **INCORRECT** harness label will show “REV:AAA.” See the photo below for an example of the correct label.



Continued...

4. If the **INCORRECT** harness is installed, the HomeLink Function will not operate. The mirror icons located above the HomeLink buttons will not illuminate. **ALWAYS** confirm the icons illuminate after installing the Auto-Dimming HomeLink Mirror accessory.



IMPORTANT: If an installation kit containing the incorrect harness is identified, the kit must be discarded and replaced. As of the release of this bulletin, Subaru has confirmed current inventory of the kit p.n. H501SCC000 contains the correct **BLUE** wire / **Rev AAC** harness.

Service procedures for the Auto-Dimming HomeLink Mirror remain unchanged. Always refer to the Accessory Installation Guide and review the full requirements of the repair being performed. The Guide procedures contain information critical to performing an effective repair the first time, every time.

WARRANTY / CLAIM INFORMATION:

The Parts Warranty is 1 year from the date of purchase (regardless of mileage) and for the period of coverage remaining on the Basic New Car Warranty, whichever is longer.

IMPORTANT REMINDERS:

- SOA strongly discourages the printing and/or local storage of service information as previously released information and electronic publications may be updated at any time.
- Always check for any open recalls or campaigns anytime a vehicle is in for servicing.
- Always refer to STIS for the latest service information before performing any repairs.