

- ATTENTION:**
- GENERAL MANAGER
 - PARTS MANAGER
 - CLAIMS PERSONNEL
 - SERVICE MANAGER

IMPORTANT - All Service Personnel Should Read and Initial in the boxes provided, right.

© 2015 Subaru of America, Inc. All rights reserved.



QUALITY DRIVEN® SERVICE

SERVICE BULLETIN

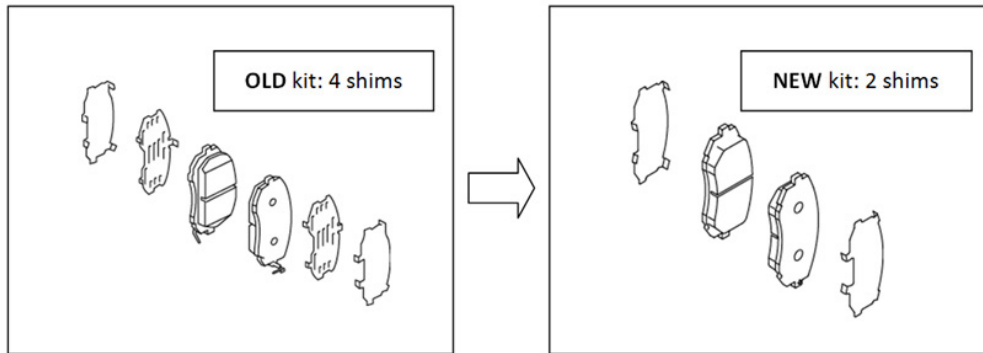
APPLICABILITY: 2010-14MY Legacy and Outback Models w/15, 16 and 17" Brake
 2014-15MY Forester Models w/15, 16 and 17" Brake
 2012-15MY Impreza and XV Crosstrek (except Hybrid) Models w/ 15 and 16" Brake

NUMBER: 06-51-15R
DATE: 10/27/15
REVISED: 08/08/19

SUBJECT: New Front Disc Brake Pad Kit Availability To Reduce Brake Squeal

INTRODUCTION

This bulletin announces availability of a new front disc brake pad, shim, grease and clip kit designed to reduce customer concerns of excessive brake squeal. This new kit eliminates the "slotted" shim which previously was installed between the rubber-coated outer shim and the brake pad.



PRODUCTION CHANGE INFORMATION:

The new shims were incorporated into production per the table below:

VEHICLE	MODEL	FRONT BRAKE SIZE	STARTING VIN	NOTE:
Legacy	4-Door	15"	F*022040	n/a
		16" and 17"	F*028507	
Outback	5-Door	15"	F*229375	
		16" and 17"	F*244675	
Forester	All	15"	F*512396	
		16" and 17"	F*531584	
Impreza	4-Door	15"	E*026798	2014MY
			F*002001	2015MY
		16" and 17"	F*003412	2015MY

CAUTION: VEHICLE SERVICING PERFORMED BY UNTRAINED PERSONS COULD RESULT IN SERIOUS INJURY TO THOSE PERSONS OR TO OTHERS.

Subaru Service Bulletins are intended for use by professional technicians ONLY. They are written to inform those technicians of conditions that may occur in some vehicles, or to provide information that could assist in the proper servicing of the vehicle. Properly trained technicians have the equipment, tools, safety instructions, and know-how to do the job correctly and safely. If a condition is described, DO NOT assume that this Service Bulletin applies to your vehicle, or that your vehicle will have that condition.

SUBARU OF AMERICA, INC. IS ISO 14001 COMPLIANT

ISO 14001 is the international standard for excellence in Environmental Management Systems. Please recycle or dispose of automotive products in a manner that is friendly to our environment and in accordance with all local, state and federal laws and regulations.

VEHICLE	MODEL	FRONT BRAKE SIZE	STARTING VIN	NOTE:
Impreza/ XV Crosstrek	5-Door	15"	E*338285	2014MY
			F*200010	2015MY
		16" and 17"	E*345204	2014MY
			F*203213	2015MY

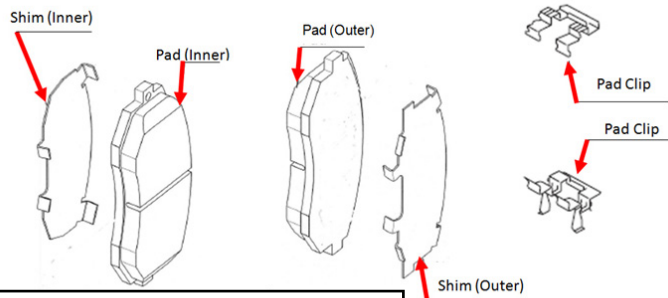
PART INFORMATION

DESCRIPTION	PART NUMBER	APPLICATION
PAD KIT F	26296FJ020	For 15 and 16" Brake
	26296SG000	For 17" Brake
Disc Brake Simgrease	K0777YA010	All

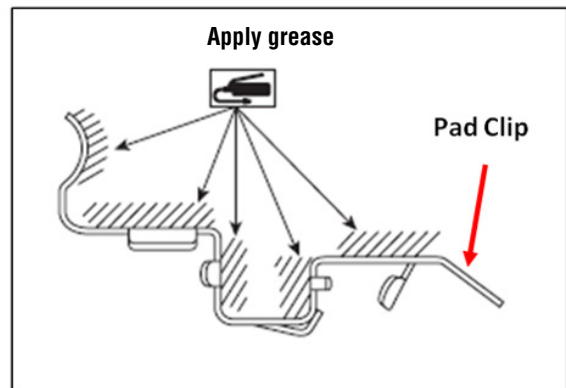
SERVICE PROCEDURE / INFORMATION

To address concerns of excessive front brake squeal on an applicable vehicle, follow the service procedure below for removal and installation of the brake pads. **Either the grease listed above or** the grease included in the pad kit should be applied to the clips **ONLY** as shown below. **DO NOT** apply any grease to the pad shim.

- Remove the brake pads and pad clips from the mounting bracket (support).
- Clean any corrosion from the support especially in the areas where the brake pad clips attach.
- Install the new pad clips into the support and lubricate as shown below using the grease included in the pad kit.
- Install the new shims onto the pads as shown below. **Do NOT apply grease** between the shim and pad.
- Install the pads into the support, refit the brake caliper and torque the mounting bolt to 27 Nm (19.9 ft. lbs.).



IMPORTANT: The INNER Pad Shim has 4 claws while the OUTER Pad Shim has 5



Continued...

WARRANTY / CLAIM INFORMATION

For vehicles within the Basic New Car Limited Warranty period or covered by a Subaru Added Security Gold plan, this repair may be submitted using the following claim information:

LABOR DESCRIPTION	LABOR OPERATION #	FAIL CODE	LABOR TIME
FRONT BRAKE SHIMS/CLIPS/PINS &/OR PIN BOOTS R&R	A511-102	QCR-25	0.5

NOTE: When using brake grease p. n. K0777YA010 for a Warranty repair, it should be claimed in Sublet.

IMPORTANT REMINDERS:

- SOA strongly discourages the printing and/or local storage of service information as previously released information and electronic publications may be updated at any time.
- Always check for any open recalls or campaigns anytime a vehicle is in for servicing.
- Always refer to STIS for the latest service information before performing any repairs.