

Product Upgrade Bulletin 190312REV



PRODUCT UPGRADE BULLETIN: 190312REV

YEAR(S) AFFECTED:
2016-2019

PRODUCT(S) AFFECTED:

American Coach
2016 Allegiance
2016-2019 Dream
2016-2019 Eagle
2016 Heritage
2016 Tradition
Monaco
2016 Dynasty
2018-2019 Marquis
2018-2019 Signature

MODEL(S) AFFECTED:
All

SUBJECT:

Hydraulic Hose Routing

KEYWORDS:

Hydraulic, Hose, Jacks, Levelers

ISSUE DATE:

April 2019

The purpose of this Product Upgrade Bulletin is to inform REV dealers of the need to inspect and, if necessary, correct the routing of hydraulic hoses on certain model year 2016-2019 American Coach brand Class A diesel motorhomes and certain model year 2016, 2018 and 2019 Monaco brand Class A diesel motorhomes.

A list of affected vehicle serial numbers appears at the end of this Bulletin.

CONDITION:

On motorhomes affected by this Product Upgrade, the hydraulic hoses may be connected to the manifold/pump in a manner that causes them to be too tightly coiled, compressed or obstructed, which may cause the hoses to leak.

INSTRUCTIONS:



Dealers are required to call REV Technical Support before beginning any work and after the unit is in their bay. Prior authorization is required to be submitted. Failure to follow these instructions could result in a denied claim. Do not order any parts without discussing this procedure with REV RV and receiving approval.

American Coach Dealer Technical Support: (800) 417-6413

Monaco Dealer Technical Support: (877) 332-9239

- **READ THIS ENTIRE BULLETIN CAREFULLY BEFORE PROCEEDING AND FOLLOW ALL SAFETY PRECAUTIONS.**
- **Review the list of affected units at the end of this bulletin to ensure the motorhome you are inspecting is part of this campaign.**
- **Take a copy of this bulletin with you when servicing the unit.**
- **PHOTOS WILL BE REQUIRED FOR THE FOLLOWING PROCEDURES. READ PHOTO REQUIREMENTS CAREFULLY. INSUFFICIENT PHOTO DOCUMENTATION MAY RESULT IN CLAIM DENIAL.**
- **If there are any questions after reviewing the entire procedure, contact REV Dealer Technical Support.**



INSPECTION:

1. Park the motorhome on dry, level pavement.
2. Place transmission into NEUTRAL and set the park brake.

⚠ WARNING

HYDRAULIC HOSES ARE UNDER EXTREME PRESSURE AND CAN CAUSE INJURY IF HOSES ARE REMOVED INCORRECTLY. JACKS SHOULD BE PARTIALLY EXTENDED TO REDUCE HOSE PRESSURE IF IT IS NECESSARY TO LOOSEN A HOSE FITTING DURING THE FOLLOWING PROCEDURES.

3. With the engine running, run the auto-level and auto-retract sequence twice (cycle test). Extend the hydraulic leveling jacks approximately 4 inches.

Note: Jacks should not be touching the ground. See Figure 1.

4. Turn off the ignition and remove the ignition key. Maintain control of keys until all work has been completed. Place a sign, DO NOT USE, near the steering wheel.
5. Chock the wheels to prevent movement.
6. Open the engine compartment door at the rear of the vehicle to locate the hydraulic leveler manifold/pump.



PHOTO REQUIREMENTS - “BEFORE” AND “AFTER” PHOTOS REQUIRED

During inspection, take photos of the routing of each hydraulic hose, near the manifold/pump. Photos should clearly identify any hoses that are damaged or that require correction of the routing.

After repairs are concluded, take photos of each hose that has been repositioned, rerouted, or replaced. All photos must be submitted on the warranty claim.



Figure 1

7. Carefully examine all the hydraulic hoses in the area of the manifold/pump. Inspect the hose connections near the crimped fittings for the hose rolling over the crimped edge. Also inspect hoses for bubbling, blistering or wrinkling near the manifold/pump. If any hydraulic hose is found to have leaks or damage, contact REV Dealer Technical Support before proceeding.

This bulletin is supplied for technical information only and is not an authorization for repairs.

"It is impossible to know, evaluate and advise the service trade of all conceivable ways in which service might be done or of the possible hazardous consequences of each way. Accordingly, anyone who uses a service procedure or tool must first assure that neither personal safety nor vehicle safety will be jeopardized by the selected service methods."

8. Inspect the routing of each hydraulic hose to identify any that have an overly tight radius and/or are obstructed by any objects, such as adjacent hoses or fittings, chassis components, door strut brackets, etc. Any hoses that are obstructed or have a tight radius may have excess hydraulic fluid pressure. These hoses will need to be repositioned, either by removing and replacing nylon wire ties, or by “re-clocking” the fitting to allow proper routing. See Figures 2-3 for examples of hoses that need to have their routing corrected by repositioning them and/or “re-clocking” their fittings at the manifold/pump. Figures 4-5 are examples of properly routed hoses at the manifold/pump. Review the next 2 pages for further routing details critical to the success of this procedure. See Page 4 for repositioning information and diagrams.




Figure 2 - Incorrect Routing/Clocking




Figure 3 - Incorrect Routing/Clocking




Figure 4 - Correct Routing/Clocking





Figure 5 - Correct Routing/Clocking

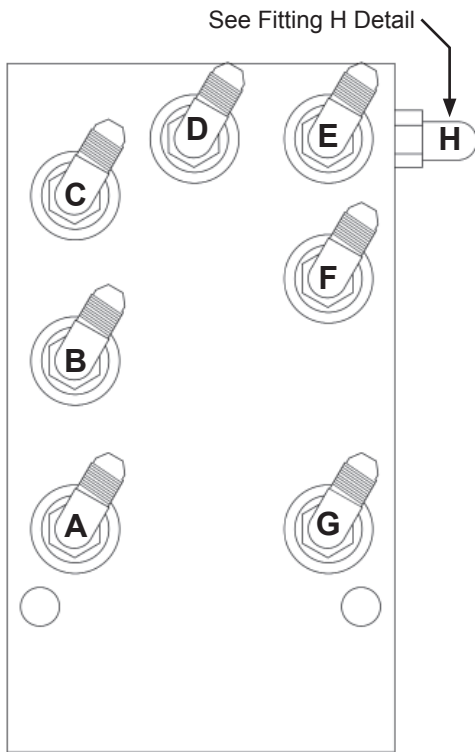
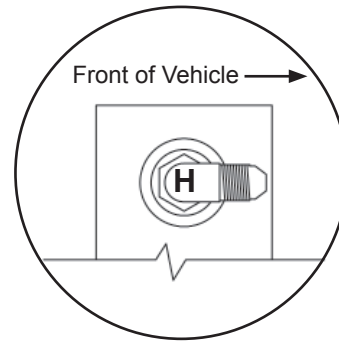
This bulletin is supplied for technical information only and is not an authorization for repairs.

"It is impossible to know, evaluate and advise the service trade of all conceivable ways in which service might be done or of the possible hazardous consequences of each way. Accordingly, anyone who uses a service procedure or tool must first assure that neither personal safety nor vehicle safety will be jeopardized by the selected service methods."

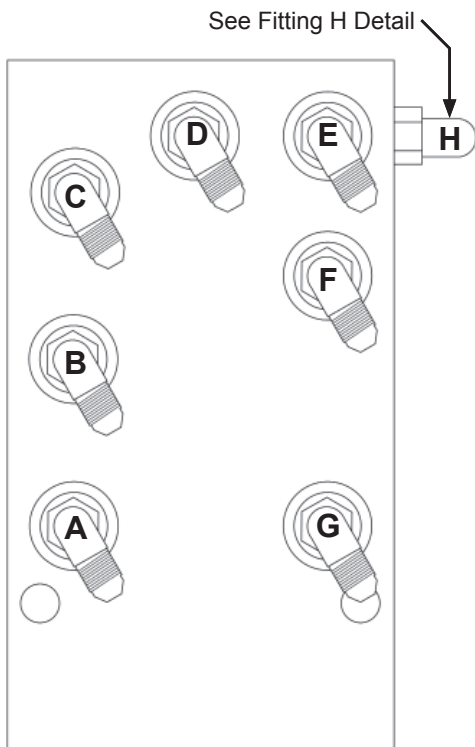
Clock - to be used as reference when receiving instruction from REV Dealer Technical Support



FITTING H DETAIL



Example A



Example B

Figure 6 - Hose Clocking Reference

Use this page, "Hose Clocking Reference", and Page 5, "Hose Routing - Reference Only", collectively to improve the hose radius positioning or to determine if any further action is needed.

The objective is to minimize the sharp bends or radius of the hoses near the manifold/pump. Depending on the collection point of the hoses as they route forward toward the frame rail, the examples are provided to illustrate the routing possibilities for the motorhome. **(A combination of example A and B may also be considered.)** Once the wire ties are removed a visual inspection is necessary to determine optimum positioning. Once you have inspected the motorhome, use this page to discuss with REV RV Dealer Technical Support to finalize if repairs are needed.

This bulletin is supplied for technical information only and is not an authorization for repairs.

"It is impossible to know, evaluate and advise the service trade of all conceivable ways in which service might be done or of the possible hazardous consequences of each way. Accordingly, anyone who uses a service procedure or tool must first assure that neither personal safety nor vehicle safety will be jeopardized by the selected service methods."

Hose Routing - Reference Only




Figure 7
Bend Radius Too Tight



Figure 8
Bend Radius Correct



Figure 9
Slack Insufficient



Figure 10
Slack Sufficient



Figure 11
Twist Excessive



Figure 12
Twist Acceptable

This bulletin is supplied for technical information only and is not an authorization for repairs.

"It is impossible to know, evaluate and advise the service trade of all conceivable ways in which service might be done or of the possible hazardous consequences of each way. Accordingly, anyone who uses a service procedure or tool must first assure that neither personal safety nor vehicle safety will be jeopardized by the selected service methods."

9. To adjust or reroute a hydraulic hose:

- a) Remove wire ties, if necessary to allow repositioning of the hose(s).
- b) Use a 9/16” wrench to loosen the fittings for any hoses that need to be repositioned. Use a 7/16” backup wrench to keep the fitting from spinning.
- c) Adjust the hose’s routing to avoid contact with other components and to correct or prevent excessive coiling that creates a tight radius, then re-tighten the fitting to the proper torque specification shown in Figure 13. Do not overtorque the fitting.

| Hose Fitting Torque Specifications | | |
|---|---------------------------------|---------------------------------|
| Connection | Specified Torque (in*lb) | Specified Torque (ft*lb) |
| (Hose) JIC -4 (7/16-20) | 130-150 | 11-13 |
| (Block) SAE (ORB) - (7/16-20) | 156-195 | 13-16 |

Figure 13

- d) Install new heavy duty black nylon wire ties as necessary to secure the hoses. After tightening the wire tie, trim off any excess length at its end.
- e) Use clean shop cloths to wipe up any hydraulic fluid that escaped during rerouting of the hoses. Ensure hoses are clean and dry.
- f) Start the engine and cycle test the leveling system **twice** to check for leaks. Be sure to check the area where the hoses connect to the manifold/pump. If leaks are found, contact REV Dealer Technical Support before proceeding, and then correct as necessary. Check and add fluid as needed.
- g) Check and add hydraulic fluid as needed.

This bulletin is supplied for technical information only and is not an authorization for repairs.

"It is impossible to know, evaluate and advise the service trade of all conceivable ways in which service might be done or of the possible hazardous consequences of each way. Accordingly, anyone who uses a service procedure or tool must first assure that neither personal safety nor vehicle safety will be jeopardized by the selected service methods."

PARTS (Purchase Locally):

Black exterior grade nylon wire ties, as required
Dexron III Hydraulic fluid, as required

TOOLS

Wheel chocks Wrench, 9/16”
Flashlight Wrench , 7/16” (backup wrench)
Clean Shop Cloths Open end torque wrench
Side Cutters

WARRANTY LABOR ALLOWANCE:

Product Upgrade 190312REV - Hydraulic Hose Routing

Use Flat Rate Code:

6078-11 Inspected/Not Defective - Includes cycle test and checking for leaks

Inspection-Only Time
0.3 hour



NOTE: Photos taken during inspection are required.

6078-12 Inspected/Defective/Repaired - see Repair Time Matrix at right for time allowances (all repair times include inspection and cycle test).



NOTE: “Before” and “After” photos are required.

| Repair Time Matrix | |
|-------------------------------------|---------------------|
| # Hoses Requiring Adjustment | Time (hours) |
| 1-2 | 0.6 |
| 3-4 | 0.7 |
| 5-6 | 0.8 |
| 7-8 | 0.9 |

If you have any questions regarding this Bulletin, contact:
American Coach Dealer Technical Support: (800) 417-6413
Monaco Dealer Technical Support: (877) 332-9239

Service literature can be accessed online at: <http://revrvdealers.com>

This bulletin is supplied for technical information only and is not an authorization for repairs.

"It is impossible to know, evaluate and advise the service trade of all conceivable ways in which service might be done or of the possible hazardous consequences of each way. Accordingly, anyone who uses a service procedure or tool must first assure that neither personal safety nor vehicle safety will be jeopardized by the selected service methods."

Product Upgrade Bulletin 190312REV - Affected Unit Serial Numbers

2016 American Allegiance

| REV Unit Serial # | Chassis/VIN |
|-------------------|-------------------|
| 771GG4419320 | 4UZFCGCY1FCGP7799 |
| 771AG4419762 | 4UZACGCY4FCGT0020 |
| 771GG4419907 | 4UZFCGCY7FCGU7108 |
| 771GG4420078 | 4UZFCGCY8FCGY0120 |
| 771GG4420083 | 4UZFCGCY7FCGW3812 |
| 771GG4420157 | 4UZFCGCY2FCGZ1727 |
| 771AG4420173 | 4UZACGCY4FCGW9609 |
| 771GG4420174 | 4UZFCGCY5FCGY4626 |
| 771GG4420329 | 4UZFCGCY4FCGZ1728 |
| 771GG4420333 | 4UZFCGCY6FCGZ1729 |
| 771GG4420411 | 4UZFCGCY8FCGZ8598 |
| 771GG4420420 | 4UZFCGCYXFCGZ8599 |
| 771TG4420543 | 4UZFCGCY3FCHA8496 |
| 771TG4420556 | 4UZFCGCY5FCHA8497 |
| 771AG4420657 | 4UZACGCY7FCGY0121 |
| 771TG4420662 | 4UZFCGCY7FCHA8498 |
| 771TG4420735 | 4UZFCGCY9FCHB5128 |
| 771TG4420744 | 4UZFCGCY0FCHB5129 |
| 771TG4420801 | 4UZFCGCY1GCHE6830 |
| 771AG4420805 | 4UZACGCYXFCGY4633 |
| 771AG4420883 | 4UZACGCY1FCGY4634 |
| 771TG4420888 | 4UZFCGCY3GCHE6831 |
| 771AG4420941 | 4UZACGCYXFCGZ1730 |

| REV Unit Serial # | Chassis/VIN |
|-------------------|-------------------|
| 771AG4420943 | 4UZACGCYXFCGZ8600 |
| 771TG4420945 | 4UZFCGCY5GCHE6832 |
| 771AG4421001 | 4UZACGCY6GCHH0549 |
| 771GG4421003 | 4UZFCGCYXGCHF2996 |
| 771TG4421005 | 4UZFCGCY1GCHF2997 |
| 771GG4421048 | 4UZFCGCY7GCHE6833 |
| 771GG4421084 | 4UZFCGCY5GCHG1511 |
| 771TG4421090 | 4UZFCGCY5GCHH0547 |
| 771TG4421188 | 4UZFCGCY7GCHH0548 |
| 771TG4421243 | 4UZFCGCY7GCHH5717 |
| 771TG4421274 | 4UZFCGCY9GCHH5718 |
| 771AG4421322 | 4UZACGCY2GCHH0550 |
| 771GG4421409 | 4UZFCGCY0GCHH5719 |
| 771GG4421443 | 4UZFCGCY3GCHH7626 |
| 771GG4421523 | 4UZFCGCY5GCHH7627 |
| 771AG4421568 | 4UZACGCY6GCHH5721 |
| 771TG4421631 | 4UZFCGCY5GCHL8704 |
| 771TG4421811 | 4UZFCGCY7GCHH7628 |
| 771TG4421931 | 4UZFCGCY7GCHJ3867 |
| 771TG4421936 | 4UZFCGCY9GCHJ3868 |
| 771AG4421986 | 4UZACGCY8GCHH5722 |
| 771AG4421992 | 4UZACGCYXGCHH5723 |
| 771AG4422143 | 4UZACGCY6GCHH7632 |

This bulletin is supplied for technical information only and is not an authorization for repairs.

"It is impossible to know, evaluate and advise the service trade of all conceivable ways in which service might be done or of the possible hazardous consequences of each way. Accordingly, anyone who uses a service procedure or tool must first assure that neither personal safety nor vehicle safety will be jeopardized by the selected service methods."

Product Upgrade Bulletin 190312REV - Affected Unit Serial Numbers

2016 American Dream

| REV Unit Serial # | Chassis/VIN |
|-------------------|-------------------|
| 720TG4422088 | 4UZFCGBG5GCHN5348 |
| 720MG4422098 | 4UZFCGCY0GCHP9984 |
| 720AG4422231 | 4UZFCGBG4GCHP4036 |
| 720TG4422406 | 4UZFCGBG6GCHP9982 |
| 720AG4422517 | 4UZFCGBG2GCHS0962 |
| 720MG4422610 | 4UZFCGCY2GCHR4101 |
| 720AG4422661 | 4UZFCGBG2GCHU9250 |
| 720TG4422865 | 4UZFCGBG6GCHU1314 |

| REV Unit Serial # | Chassis/VIN |
|-------------------|-------------------|
| 720AG4422937 | 4UZFCGBG3GCHV4182 |
| 720MG4422943 | 4UZFCGCY4GCHR4102 |
| 720TG4422962 | 4UZFCGBG5GCHW0405 |
| 720AG4422970 | 4UZFCGBG7GCHW0406 |
| 720TG4423063 | 4UZFCGBG4GCHW3697 |
| 720TG4423066 | 4UZFCGBG1GCHM7148 |
| 720MG4423123 | 4UZFCGCY4GCHV8491 |

2017 American Dream

| REV Unit Serial # | Chassis/VIN |
|-------------------|-------------------|
| 720TH4423197 | 4UZFCGBG6GCHW3698 |
| 720AH4423238 | 4UZFCGBG8GCHW3976 |
| 720TH4423241 | 4UZFCGBGXGCHW3977 |
| 720AH4423348 | 4UZFCGBG1GCHW3978 |
| 720GH4423399 | 4UZFCGCY1GCHW6788 |
| 720AH4423471 | 4UZFCGBG6GCHW7539 |
| 720AH4423487 | 4UZFCGBG0FCGX5048 |
| 720TH4423490 | 4UZFCGBG3FCGY4617 |
| 720AH4423540 | 4UZFCGBG5FCGY4618 |
| 720AH4423543 | 4UZFCGBG9GCHE0069 |
| 720GH4423552 | 4UZFCGCY3GCHY3902 |
| 720GH4423618 | 4UZFCGCY5HCHZ5194 |
| 720AH4423641 | 4UZFCGBG0GCHY6023 |
| 720AH4423732 | 4UZFCGBG2GCHY6024 |
| 720MH4423826 | 4UZFCGCY5HCHZ8399 |
| 720MH4423831 | 4UZFCGCY7HCHZ5195 |
| 720MH4424063 | 4UZFCGCY8HCHZ8400 |
| 720TH4424067 | 4UZFCGBG6HCHZ1289 |
| 720TH4424138 | 4UZFCGBG2HCHZ1290 |
| 720GH4424149 | 4UZFCGCYXHCHZ8401 |

| REV Unit Serial # | Chassis/VIN |
|-------------------|-------------------|
| 720AH4424164 | 4UZFCGBG8HCHZ3416 |
| 720AH4424169 | 4UZFCGBGXHCHZ3417 |
| 720AH4424250 | 4UZFCGBG8HCHZ5196 |
| 720AH4424319 | 4UZFCGBG1HCJB8807 |
| 720TH4424388 | 4UZFCGBGXHCJC0703 |
| 720MH4424396 | 4UZFCGCY0HCJB8806 |
| 720TH4424459 | 4UZFCGBG3HCJC3054 |
| 720TH4424516 | 4UZFCGBG2HCJC5863 |
| 720AH4424577 | 4UZFCGBG4HCJC5864 |
| 720AH4424592 | 4UZFCGBG7HCJC7642 |
| 720TH4424658 | 4UZFCGBG4HCJD2894 |
| 720MH4424664 | 4UZFCGCY6HCJC7641 |
| 720TH4424714 | 4UZFCGBG1HCJC0704 |
| 720AH4424715 | 4UZFCGBG6HCJC5865 |
| 720TH4424793 | 4UZFCGBG9HCJC7643 |
| 720TH4424863 | 4UZFCGBGXHCJC8431 |
| 720TH4424864 | 4UZFCGBG1HCJC8432 |
| 720TH4424866 | 4UZFCGBG2HCJD2893 |
| 720AH4424938 | 4UZFCGBG6HCJD2895 |
| 720TH4424940 | 4UZFCGBG8HCJD2896 |

This bulletin is supplied for technical information only and is not an authorization for repairs.

"It is impossible to know, evaluate and advise the service trade of all conceivable ways in which service might be done or of the possible hazardous consequences of each way. Accordingly, anyone who uses a service procedure or tool must first assure that neither personal safety nor vehicle safety will be jeopardized by the selected service methods."

Product Upgrade Bulletin 190312REV - Affected Unit Serial Numbers

2017 American Dream

| REV Unit Serial # | Chassis/VIN |
|-------------------|-------------------|
| 720TH4425055 | 4UZFCGBG4HCJD5214 |
| 720AH4425057 | 4UZFCGBG6HCJD5215 |
| 720AH4425127 | 4UZFCGBG9HCJD6147 |
| 720TH4425129 | 4UZFCGBG0HCJD6148 |
| 720AH4425183 | 4UZFCGBG2HCJD6149 |
| 720TH4425185 | 4UZFCGBG9HCJD6150 |
| 720AH4425187 | 4UZFCGBG5HCJE1734 |
| 720AH4425321 | 4UZFCGBG7HCJE1735 |
| 720GH4425323 | 4UZFCGCYXHCJD1109 |
| 720AH4425395 | 4UZFCGBGXHCJE2930 |
| 720TH4425399 | 4UZFCGBG1HCJE2931 |
| 720GH4425811 | 4UZFCGCY9HCJF7295 |
| 720AH4425951 | 4UZFCGBG5HCJD1110 |

| REV Unit Serial # | Chassis/VIN |
|-------------------|-------------------|
| 720AH4425955 | 4UZFCGBG3HCJE2932 |
| 720AH4426024 | 4UZFCGBG7HCJE4408 |
| 720AH4426092 | 4UZFCGBG9HCJE4409 |
| 720TH4426159 | 4UZFCGBG5HCJE4410 |
| 720TH4426283 | 4UZFCGBG7HCJE4411 |
| 720TH4426423 | 4UZFCGBG9HCJE4412 |
| 720AH4426493 | 4UZFCGBG5HCJE7310 |
| 720TH4426497 | 4UZFCGBG7HCJE7311 |
| 720MH4426567 | 4UZFCGCY2HCJF8675 |
| 720TH4426570 | 4UZFCGBG9HCJE7312 |
| 720AH4426640 | 4UZFCGBG0HCJE7313 |
| 720AH4426718 | 4UZFCGBG8HCJF1271 |

2018 American Dream (Product Code 720)

| REV Unit Serial # | Chassis/VIN |
|-------------------|-------------------|
| 720TJ4426796 | 4UZFCGBG6GCHW3975 |
| 720AJ4426812 | 4UZFCGFG4JCJD3088 |
| 720GJ4426927 | 4UZFCGFE8JCJD3089 |
| 720AJ4427008 | 4UZFCGBG3HCJM5317 |
| 720AJ4427083 | 4UZFCGFG2JCJN1755 |
| 720TJ4427235 | 4UZFCGFG4JCJN1756 |
| 720AJ4427315 | 4UZFCGFG6JCJN1757 |
| 720TJ4427382 | 4UZFCGFG1JCJP4105 |
| 720GJ4427384 | 4UZFCGCY4HCJF8676 |
| 720AJ4427457 | 4UZFCGFG3JCJP4106 |
| 720GJ4427529 | 4UZFCGFE0JCJR3260 |
| 720AJ4427531 | 4UZFCGFG5JCJP6634 |
| 720AJ4427605 | 4UZFCGFG0JCJR3258 |

| REV Unit Serial # | Chassis/VIN |
|-------------------|-------------------|
| 720TJ4427679 | 4UZFCGFG6JCJR6794 |
| 720TJ4427753 | 4UZFCGFG8JCJR6795 |
| 720AJ4427755 | 4UZFCGFG1JCJS7415 |
| 720AJ4427830 | 4UZFCGFG4JCJT0373 |
| 720TJ4427906 | 4UZFCGFG1JCJT7331 |
| 720AJ4427986 | 4UZFCGFG1JCJT9905 |
| 720TJ4428061 | 4UZFCGFG6JCJU2721 |
| 720GJ4428135 | 4UZFCGFE7JCJT9907 |
| 720GJ4428215 | 4UZFCGFE5JCJT9906 |
| 720AJ4428217 | 4UZFCGFG8JCJU2722 |
| 720AJ4428288 | 4UZFCGFG9JCJU5225 |
| 720TJ4428362 | 4UZFCGFG0JCJU5226 |

This bulletin is supplied for technical information only and is not an authorization for repairs.

"It is impossible to know, evaluate and advise the service trade of all conceivable ways in which service might be done or of the possible hazardous consequences of each way. Accordingly, anyone who uses a service procedure or tool must first assure that neither personal safety nor vehicle safety will be jeopardized by the selected service methods."

Product Upgrade Bulletin 190312REV - Affected Unit Serial Numbers

2019 American Dream (Product Code 720)

| REV Unit Serial # | Chassis/VIN |
|-------------------|-------------------|
| 720SK4431496 | 4UZFCGFE2KCKT9639 |
| 720QK4431545 | 4UZFCGFE7KCKU8854 |
| 720BK4431604 | 4UZFCGFE6KCKV7710 |
| 720AK4431638 | 4UZFCGFG9KCKV3085 |
| 720SK4431701 | 4UZFCGFE1KCKW0787 |
| 720AK4431764 | 4UZFCGFG1KCKW4887 |
| 720SK4431833 | 4UZFCGFE9KCKX4503 |
| 720QK4431888 | 4UZFCGFE2KCKX9011 |
| 720AK4431942 | 4UZFCGFG9KCKY1162 |
| 720QK4431987 | 4UZFCGFE9KCKY3993 |
| 720SK4432037 | 4UZFCGFE0KCKY3994 |
| 720AK4432095 | 4UZFCGFG0KCLD4357 |
| 720SK4432097 | 4UZFCGFE6KCLD4409 |
| 720AK4432149 | 4UZFCGFG2KCLF4951 |
| 720BK4432153 | 4UZFCGFE6KCLF4952 |
| 720AK4432205 | 4UZFCGFG9KCLG4327 |
| 720BK4432207 | 4UZFCGFE2KCLG8072 |
| 720SK4432239 | 4UZFCGFE2KCLG4328 |
| 720QK4432288 | 4UZFCGFE8KCLH6483 |
| 720AK4432290 | 4UZFCGFG4KCLH6482 |

| REV Unit Serial # | Chassis/VIN |
|-------------------|-------------------|
| 720AK4432344 | 4UZFCGFGXKCLJ4153 |
| 720BK4432388 | 4UZFCGFE3KCLJ4154 |
| 720AK4432452 | 4UZFCGFG7KCLJ8385 |
| 720QK4432455 | 4UZFCGFE5KCLJ8383 |
| 720BK4432508 | 4UZFCGFE6KCLL3085 |
| 720AK4432510 | 4UZFCGFG2KCLL3084 |
| 720AK4432573 | 4UZFCGFG1KCLL6011 |
| 720BK4432657 | 4UZFCGFE5KCLL6012 |
| 720SK4432683 | 4UZFCGFE5KCLM1274 |
| 720QK4432685 | 4UZFCGFE8KCLM5335 |
| 720AK4432742 | 4UZFCGFG5KCLP2235 |
| 720AK4432794 | 4UZFCGFG7KCLP2236 |
| 720SK4432796 | 4UZFCGFE2KCLN8260 |
| 720QK4432798 | 4UZFCGFE4KCLN8261 |
| 720QK4432850 | 4UZFCGFE5KCLP7630 |
| 720AK4432906 | 4UZFCGFG0KCLR3932 |
| 720SK4432908 | 4UZFCGFE2KCLP2238 |
| 720AK4432931 | 4UZFCGFG4KCLS4533 |
| 720AK4432931 | 4UZFCGFG4KCLS4533 |

2018 American Dream (Product Code 778)

| REV Unit Serial # | Chassis/VIN |
|-------------------|-------------------|
| 778JJ4428064 | 4UZACGFE6JCJS6916 |
| 778LJ4428220 | 4UZACGFE8JCJT9912 |
| 778MJ4428675 | 4UZFCGFE8JCJU6655 |
| 778JJ4428927 | 4UZACGFE9JCJW9095 |
| 778LJ4429006 | 4UZACGFEXJCJW6545 |
| 778LJ4429169 | 4UZACGFE8JCJX4062 |
| 778LJ4429316 | 4UZACGFE0JCJW9096 |
| 778LJ4429406 | 4UZACGFE6JCJX3282 |

| REV Unit Serial # | Chassis/VIN |
|-------------------|-------------------|
| 778MJ4429550 | 4UZFCGFE4JCJY1399 |
| 778MJ4429617 | 4UZFCGFE4JCJY6442 |
| 778JJ4429619 | 4UZACGFE8JCJX3283 |
| 778JJ4429789 | 4UZACGFE4JCJX6536 |
| 778MJ4429853 | 4UZFCGFE6JCJZ4980 |
| 778JJ4429914 | 4UZACGFE0JCJX8798 |
| 778LJ4430102 | 4UZACGFE4JCJY1400 |

This bulletin is supplied for technical information only and is not an authorization for repairs.

"It is impossible to know, evaluate and advise the service trade of all conceivable ways in which service might be done or of the possible hazardous consequences of each way. Accordingly, anyone who uses a service procedure or tool must first assure that neither personal safety nor vehicle safety will be jeopardized by the selected service methods."

Product Upgrade Bulletin 190312REV - Affected Unit Serial Numbers

2019 American Dream (Product Code 778)

| REV Unit Serial # | Chassis/VIN |
|-------------------|-------------------|
| 778LK4430162 | 4UZACGFE5JCJZ4981 |
| 778LK4430231 | 4UZACGFE7JCJZ4982 |
| 778MK4430298 | 4UZFCGFE6JCKB2969 |
| 778MK4430366 | 4UZFCGFE2JCKF8637 |

| REV Unit Serial # | Chassis/VIN |
|-------------------|-------------------|
| 778MK4430507 | 4UZFCGFE9JCKF9011 |
| 778LK4430867 | 4UZACGFE1JCKM0483 |
| 778MK4430938 | 4UZFCGFE2JCKM0482 |
| 778LK4430940 | 4UZACGFE5JCKK9079 |

2016 American Eagle

| REV Unit Serial # | Chassis/VIN |
|-------------------|-------------------|
| 719NG4419241 | 4UZFCGBG7FCGS5912 |
| 719AG4419919 | 4UZFCGBG8FCGT0021 |
| 719NG4419968 | 4UZFCGBG9FCGW3786 |
| 719NG4420068 | 4UZFCGBG5FCGY4621 |
| 719NG4420160 | 4UZFCGBG7FCGY4622 |
| 719AG4420256 | 4UZFCGBG9FCGY4623 |
| 719AG4420324 | 4UZFCGBG3FCGY5766 |
| 719AG4420418 | 4UZFCGBG5FCGZ8597 |
| 719AG4420457 | 4UZFCGBG7FCHA4508 |
| 719AG4420663 | 4UZFCGBG6FCHA8484 |
| 719AG4420733 | 4UZFCGBG6FCHB5127 |
| 719AG4420742 | 4UZFCGBG0GCHG1506 |
| 719AG4420749 | 4UZFCGBG3FCHD0992 |
| 719AG4420808 | 4UZFCGBG9GCHD7012 |
| 719AG4420812 | 4UZFCGBG5GCHE0070 |
| 719AG4420891 | 4UZFCGBG7GCHE0071 |
| 719AG4420936 | 4UZFCGBG2GCHE6828 |
| 719NG4420939 | 4UZFCGBG4GCHE6829 |
| 719NG4420997 | 4UZFCGBG9FCHA4509 |
| 719AG4421087 | 4UZFCGBG1GCHF2992 |
| 719AG4421232 | 4UZFCGBG2GCHG1507 |
| 719TG4421278 | 4UZFCGBG4GCHG1508 |
| 719NG4421365 | 4UZFCGBG8FCGS4395 |
| 719AG4421405 | 4UZFCGBG0GCHG4034 |

| REV Unit Serial # | Chassis/VIN |
|-------------------|-------------------|
| 719NG4421440 | 4UZFCGBG2GCHH5715 |
| 719AG4421529 | 4UZFCGBG4GCHH5716 |
| 719CG4421707 | 4UZFCGBG8GCHM1931 |
| 719AG4421755 | 4UZFCGBG0GCHM3723 |
| 719AG4421840 | 4UZFCGBG2GCHM4517 |
| 719CG4421896 | 4UZFCGBG4GCHM4518 |
| 719CG4422012 | 4UZFCGBG2GCHP4035 |
| 719TG4422041 | 4UZFCGBG7GCHP6024 |
| 719TG4422302 | 4UZFCGBG4GCHP9981 |
| 719CG4422356 | 4UZFCGBG1GCHR9718 |
| 719CG4422363 | 4UZFCGBG3GCHF2993 |
| 719CG4422461 | 4UZFCGBG2GCHT5574 |
| 719CG4422512 | 4UZFCGBG5GCHT5956 |
| 719CG4422576 | 4UZFCGBGXGCHT9579 |
| 719CG4422659 | 4UZFCGBG6GCHT9580 |
| 719CG4422859 | 4UZFCGBG6GCHU9249 |
| 719TG4422883 | 4UZFCGBG4GCHU1313 |
| 719CG4422924 | 4UZFCGBG0GCHT5573 |
| 719CG4422930 | 4UZFCGBG1GCHV8490 |
| 719CG4422967 | 4UZFCGBG3GCHW0404 |
| 719TG4423060 | 4UZFCGBGXGCHM7147 |
| 719AG4423116 | 4UZFCGBG2GCHW3696 |
| 719CG4423118 | 4UZFCGBG9GCHW6787 |

This bulletin is supplied for technical information only and is not an authorization for repairs.

"It is impossible to know, evaluate and advise the service trade of all conceivable ways in which service might be done or of the possible hazardous consequences of each way. Accordingly, anyone who uses a service procedure or tool must first assure that neither personal safety nor vehicle safety will be jeopardized by the selected service methods."

Product Upgrade Bulletin 190312REV - Affected Unit Serial Numbers

2017 American Eagle

| REV Unit Serial # | Chassis/VIN |
|-------------------|-------------------|
| 719CH4423233 | 4UZFCGBGXGCHW7494 |
| 719CH4423396 | 4UZFCGBG4GCHW7538 |
| 719AH4423468 | 4UZFCGBG0GCHX8844 |
| 719CH4423612 | 4UZFCGBGXGCHY0200 |
| 719CH4423637 | 4UZFCGBG2HCHZ3413 |
| 719CH4423736 | 4UZFCGBG2HCHZ5193 |
| 719CH4423827 | 4UZFCGBGXHCHZ9007 |
| 719TH4424159 | 4UZFCGBG9HCJB4052 |
| 719TH4424244 | 4UZFCGBG8GCHT8768 |
| 719CH4424314 | 4UZFCGBGXHCJB7431 |
| 719TH4424383 | 4UZFCGBG8HCJB8805 |
| 719AH4424453 | 4UZFCGBG1HCJB7432 |
| 719AH4424525 | 4UZFCGBG9HCJC5861 |
| 719CH4424581 | 4UZFCGBG3HCJC7637 |
| 719CH4424646 | 4UZFCGBG5HCJC7638 |
| 719AH4424794 | 4UZFCGBG0HCJC5862 |
| 719TH4424865 | 4UZFCGBG0HCJD2892 |
| 719TH4424937 | 4UZFCGBG3HCJC7640 |
| 719CH4424939 | 4UZFCGBG0HCJD5212 |
| 719AH4425054 | 4UZFCGBG7HCJD1108 |
| 719NH4425056 | 4UZFCGBG2HCJD5213 |
| 719NH4425126 | 4UZFCGBG7HCJD6146 |
| 719CH4425128 | 4UZFCGBG7HCJE0553 |
| 719AH4425130 | 4UZFCGBG9HCJE0554 |
| 719AH4425184 | 4UZFCGBG8HCJE1730 |

| REV Unit Serial # | Chassis/VIN |
|-------------------|-------------------|
| 719CH4425186 | 4UZFCGBGXHCJE1731 |
| 719CH4425325 | 4UZFCGBG1HCJE1732 |
| 719CH4425397 | 4UZFCGBG3HCJE1733 |
| 719CH4425648 | 4UZFCGBG1HCJC3053 |
| 719CH4425697 | 4UZFCGBGXHCJE2927 |
| 719CH4425747 | 4UZFCGBG1HCJE2928 |
| 719CH4425809 | 4UZFCGBG3HCJE2929 |
| 719AH4425883 | 4UZFCGBGXHCJE4404 |
| 719AH4425887 | 4UZFCGBG1HCJE4405 |
| 719CH4425953 | 4UZFCGBG3HCJE4406 |
| 719CH4426022 | 4UZFCGBG5HCJE4407 |
| 719AH4426088 | 4UZFCGBG3HCJE7306 |
| 719CH4426090 | 4UZFCGBG5HCJE7307 |
| 719NH4426156 | 4UZFCGBG7HCJE7308 |
| 719AH4426218 | 4UZFCGBG9HCJE7309 |
| 719CH4426220 | 4UZFCGBG7HCJE9916 |
| 719TH4426280 | 4UZFCGBG5HCJE9915 |
| 719CH4426347 | 4UZFCGFG9JCJD3099 |
| 719TH4426350 | 4UZFCGBG6HCJF1270 |
| 719AH4426421 | 4UZFCGBG9HCJE9917 |
| 719AH4426495 | 4UZFCGBGXHCJF1269 |
| 719CH4426642 | 4UZFCGBG2HCJK8380 |
| 719AH4426645 | 4UZFCGBG4HCJL0969 |
| 719TH4426716 | 4UZFCGBG0HCJL0970 |

This bulletin is supplied for technical information only and is not an authorization for repairs.

"It is impossible to know, evaluate and advise the service trade of all conceivable ways in which service might be done or of the possible hazardous consequences of each way. Accordingly, anyone who uses a service procedure or tool must first assure that neither personal safety nor vehicle safety will be jeopardized by the selected service methods."

Product Upgrade Bulletin 190312REV - Affected Unit Serial Numbers

2018 American Eagle

| REV Unit Serial # | Chassis/VIN |
|-------------------|-------------------|
| 719CJ4426794 | 4UZFCGBGXHCJL3486 |
| 719CJ4426809 | 4UZFCGBG2HCJM2165 |
| 719AJ4426924 | 4UZFCGBG4HCJM2166 |
| 719TJ4427005 | 4UZFCGBG1HCJM5316 |
| 719AJ4427080 | 4UZFCGFG4JCJM8758 |
| 719AJ4427232 | 4UZFCGFG6JCJN1760 |
| 719NJ4427312 | 4UZFCGFG8JCJN1761 |
| 719AJ4427379 | 4UZFCGFG1JCJP4086 |
| 719AJ4427454 | 4UZFCGFG1JCJP6632 |
| 719CJ4427527 | 4UZFCGFG9JCJR3257 |
| 719CJ4427602 | 4UZFCGFG4JCJR6793 |
| 719AJ4427676 | 4UZFCGFGXJCJR6796 |
| 719CJ4427751 | 4UZFCGFG2JCJS3924 |
| 719AJ4427828 | 4UZFCGFGXJCJS7414 |
| 719NJ4427904 | 4UZFCGFG2JCJT0372 |
| 719CJ4427908 | 4UZFCGFGXJCJT7330 |
| 719AJ4427983 | 4UZFCGFGXJCJT9904 |
| 719CJ4428059 | 4UZFCGFG5JCJU5223 |
| 719CJ4428069 | 4UZFCGFG4JCJU2720 |

| REV Unit Serial # | Chassis/VIN |
|-------------------|-------------------|
| 719AJ4428359 | 4UZFCGFG7JCJU5224 |
| 719TJ4428501 | 4UZFCGFG4JCJV6245 |
| 719AJ4428591 | 4UZFCGFG0JCJV8932 |
| 719CJ4428752 | 4UZFCGFGXJCJW3751 |
| 719AJ4428835 | 4UZFCGFG6JCJW8753 |
| 719CJ4429009 | 4UZFCGFG8JCJW8754 |
| 719CJ4429017 | 4UZFCGFG3JCJW1288 |
| 719AJ4429171 | 4UZFCGFG3JCJX6535 |
| 719CJ4429258 | 4UZFCGFGXJCJX8797 |
| 719CJ4429480 | 4UZFCGFG6JCJY6427 |
| 719AJ4429552 | 4UZFCGBG7HCJC7639 |
| 719AJ4429620 | 4UZFCGFG5JCKA5836 |
| 719TJ4429676 | 4UZFCGFG7JCKA5837 |
| 719AJ4429791 | 4UZFCGFG7JCKA8740 |
| 719AJ4429852 | 4UZFCGFG9JCKA8741 |
| 719CJ4429980 | 4UZFCGFG2JCKB2968 |
| 719AJ4430042 | 4UZFCGFG1JCKC1645 |
| 719AJ4430104 | 4UZFCGFG7JCKC4257 |

This bulletin is supplied for technical information only and is not an authorization for repairs.

"It is impossible to know, evaluate and advise the service trade of all conceivable ways in which service might be done or of the possible hazardous consequences of each way. Accordingly, anyone who uses a service procedure or tool must first assure that neither personal safety nor vehicle safety will be jeopardized by the selected service methods."

Product Upgrade Bulletin 190312REV - Affected Unit Serial Numbers

2019 American Eagle

| REV Unit Serial # | Chassis/VIN |
|-------------------|-------------------|
| 719AK4429318 | 4UZFCGFG2JCJY4206 |
| 719CK4430166 | 4UZFCGFG2JCKD1956 |
| 719CK4430234 | 4UZFCGFG9JCKD8676 |
| 719AK4430369 | 4UZFCGFG9JCKE7975 |
| 719AK4430371 | 4UZFCGFG7JCKF2687 |
| 719CK4430509 | 4UZFCGFG2JCKF9997 |
| 719CK4430581 | 4UZFCGFG4JCKF9998 |
| 719AK4430653 | 4UZFCGFG9JCKJ5998 |
| 719AK4430725 | 4UZFCGFG2JCKK1724 |
| 719AK4430799 | 4UZFCGFG0JCKK9076 |
| 719CK4430869 | 4UZFCGFG8KCKL5192 |
| 719AK4430942 | 4UZFCGFG1KCKM0475 |
| 719AK4431015 | 4UZFCGFG7KCKN2355 |
| 719CK4431077 | 4UZFCGFG0KCKM6767 |
| 719AK4431165 | 4UZFCGFG9KCKN2356 |
| 719CK4431223 | 4UZFCGFG7KCKP6607 |
| 719AK4431366 | 4UZFCGFG4KCKR9147 |
| 719TK4431431 | 4UZFCGFG4KCKT4167 |
| 719TK4431434 | 4UZFCGFGXKCKT8966 |
| 719CK4431500 | 4UZFCGFG6KCKT4168 |

| REV Unit Serial # | Chassis/VIN |
|-------------------|-------------------|
| 719CK4431549 | 4UZFCGFG4KCKU3919 |
| 719CK4431608 | 4UZFCGFG6KCKV1875 |
| 719AK4431705 | 4UZFCGFG8KCKW0786 |
| 719TK4431829 | 4UZFCGFG9KCKX9010 |
| 719TK4431945 | 4UZFCGFG0KCKY1163 |
| 719AK4431984 | 4UZFCGFG3KCKY3991 |
| 719AK4432040 | 4UZFCGFG5KCKY3992 |
| 719AK4432092 | 4UZFCGFG9KCLD4356 |
| 719AK4432151 | 4UZFCGFG9KCLG8071 |
| 719CK4432209 | 4UZFCGFG8KCLG4304 |
| 719CK4432241 | 4UZFCGFG2KCLH6481 |
| 719CK4432286 | 4UZFCGFG7KCLJ0271 |
| 719TK4432342 | 4UZFCGFG2KCKY1164 |
| 719AK4432390 | 4UZFCGFG5KCLJ8384 |
| 719AK4432506 | 4UZFCGFG0KCLL3083 |
| 719AK4432571 | 4UZFCGFGXKCLL6010 |
| 719CK4432575 | 4UZFCGFG1KCLM1273 |
| 719AK4432659 | 4UZFCGFG4KCLM5334 |
| 719AK4432737 | 4UZFCGFGXKCLJ4170 |

2016 American Heritage

| REV Unit Serial # | Chassis/VIN |
|-------------------|-------------------|
| 782AG4420175 | 4UZFCGBG2FCGW0468 |
| 782TG4420319 | 4UZFCGBG2FCGW9543 |
| 782TG4420415 | 4UZFCGBG3FCGZ8596 |

| REV Unit Serial # | Chassis/VIN |
|-------------------|-------------------|
| 782AG4420659 | 4UZFCGBG4FCHB5126 |
| 782CG4421271 | 4UZFCGBG0GCHH7625 |
| 782TG4421806 | 4UZFCGBG9GCHL6883 |

This bulletin is supplied for technical information only and is not an authorization for repairs.

"It is impossible to know, evaluate and advise the service trade of all conceivable ways in which service might be done or of the possible hazardous consequences of each way. Accordingly, anyone who uses a service procedure or tool must first assure that neither personal safety nor vehicle safety will be jeopardized by the selected service methods."

Product Upgrade Bulletin 190312REV - Affected Unit Serial Numbers

2016 American Revolution

| REV Unit Serial # | Chassis/VIN |
|-------------------|-------------------|
| 781AG4419899 | 4UZACGCY2FCGW3792 |
| 781TG4419952 | 4UZFCGCY3FCGM9907 |
| 781TG4419962 | 4UZFCGCY5FCGM9908 |
| 781AG4420071 | 4UZACGCY4FCGW3793 |
| 781TG4420087 | 4UZFCGCY7FCGM9909 |
| 781AG4420314 | 4UZACGCY9FCGY0122 |
| 781TG4420317 | 4UZFCGCY3FCGM9910 |
| 781AG4420407 | 4UZACGCYXFCGZ1744 |
| 781AG4420548 | 4UZACGCY6FCHA8499 |
| 781AG4420664 | 4UZACGCY8FCHD0990 |
| 781GG4420670 | 4UZFCGCY9FCGN5808 |
| 781TG4420737 | 4UZFCGCY0FCGN5809 |
| 781AG4420803 | 4UZACGCYXFCHD0991 |
| 781GG4420806 | 4UZFCGCY1FCGT9618 |
| 781AG4420926 | 4UZACGCY6GCHE6834 |
| 781AG4420933 | 4UZACGCY8GCHE6835 |
| 781TG4420999 | 4UZFCGCY0FCHB5132 |
| 781AG4421007 | 4UZACGCY6GCHG1513 |
| 781AG4421098 | 4UZACGCY4GCHH0551 |
| 781AG4421102 | 4UZACGCY6GCHH0552 |
| 781TG4421528 | 4UZFCGCY7GCHG1512 |
| 781AG4421627 | 4UZACGCY5GCHH5726 |
| 781WG4421759 | 4UZFCGCY4GCHH5724 |
| 781AG4421804 | 4UZACGCY7GCHH5727 |
| 781AG4421934 | 4UZACGCY8GCHH7633 |
| 781AG4421958 | 4UZACGCY4GCHJ3870 |
| 781AG4421988 | 4UZACGCY8GCHJ3869 |
| 781TG4422039 | 4UZFCGCY6GCHH5725 |

| REV Unit Serial # | Chassis/VIN |
|-------------------|-------------------|
| 781GG4422096 | 4UZFCGCY4GCHR3984 |
| 781GG4422229 | 4UZFCGCY6GCHR4103 |
| 781TG4422299 | 4UZFCGCY8GCHR4104 |
| 781TG4422361 | 4UZFCGCYXGCHR4105 |
| 781TG4422448 | 4UZFCGCY1GCHR4106 |
| 781GG4422522 | 4UZFCGCY5GCHS0963 |
| 781TG4422582 | 4UZFCGCY7GCHS0964 |
| 781GG4422613 | 4UZFCGCY9GCHS0965 |
| 781GG4422663 | 4UZFCGCY0GCHS7349 |
| 781GG4422871 | 4UZFCGCY7GCHS7350 |
| 781TG4422877 | 4UZFCGCYXGCHT2817 |
| 781GG4422886 | 4UZFCGCY6GCHU1319 |
| 781TG4422932 | 4UZFCGCY2GCHU1320 |
| 781GG4422964 | 4UZFCGCY6GCHV8492 |
| 781GG4422973 | 4UZFCGCY8GCHV8493 |
| 781TG4422976 | 4UZFCGCY1GCHV8495 |
| 781GG4423069 | 4UZFCGCYXGCHV8494 |
| 781GG4423071 | 4UZFCGCY3GCHV8496 |
| 781GG4423073 | 4UZFCGCY5GCHV8497 |
| 781TG4423120 | 4UZFCGCY7GCHV8498 |
| 781GG4423125 | 4UZFCGCY9GCHV8499 |
| 781GG4423129 | 4UZFCGCY1GCHV8500 |
| 781GG4423200 | 4UZFCGCY3GCHV8501 |
| 781TG4423203 | 4UZFCGCY3GCHW6789 |
| 781TG4423235 | 4UZFCGCYXGCHW6790 |
| 781GG4423243 | 4UZFCGCY1GCHW6791 |
| 781GG4423405 | 4UZFCGCY3GCHW6792 |
| 781TG4423413 | 4UZFCGCYXGCHW7504 |

This bulletin is supplied for technical information only and is not an authorization for repairs.

"It is impossible to know, evaluate and advise the service trade of all conceivable ways in which service might be done or of the possible hazardous consequences of each way. Accordingly, anyone who uses a service procedure or tool must first assure that neither personal safety nor vehicle safety will be jeopardized by the selected service methods."

Product Upgrade Bulletin 190312REV - Affected Unit Serial Numbers

2017 American Revolution

| REV Unit Serial # | Chassis/VIN |
|-------------------|-------------------|
| 781SH4423546 | 4UZFCGCY1GCHW7505 |
| 781DH4423549 | 4UZFCGCY3GCHW7506 |
| 781DH4424056 | 4UZFCGCY3HCHZ7378 |
| 781SH4424060 | 4UZFCGCY3HCHZ9051 |
| 781SH4424175 | 4UZFCGCY4HCHZ9690 |
| 781SH4424256 | 4UZFCGCY8HCHZ9689 |
| 781SH4424258 | 4UZFCGCY4HCJB7433 |
| 781QH4424262 | 4UZFCGCY4HCJB8808 |
| 781QH4424324 | 4UZFCGCY2HCJB8810 |
| 781QH4424330 | 4UZFCGCY6HCJB8809 |
| 781QH4424391 | 4UZFCGCY6HCJC0706 |
| 781GH4424399 | 4UZFCGCY8HCJC0707 |
| 781SH4424402 | 4UZFCGCY4HCJB8811 |
| 781SH4424465 | 4UZFCGCY1HCJC0709 |
| 781GH4424468 | 4UZFCGCY6HCJC3055 |
| 781GH4424471 | 4UZFCGCY8HCJC3056 |
| 781QH4424507 | 4UZFCGCY9HCJC5866 |
| 781SH4424510 | 4UZFCGCY0HCJC5867 |
| 781QH4424513 | 4UZFCGCY2HCJC5868 |
| 781DH4424519 | 4UZFCGCY4HCJC5869 |
| 781SH4424589 | 4UZFCGCY4HCJC8433 |
| 781GH4424649 | 4UZFCGCY4HCJC0705 |
| 781SH4424652 | 4UZFCGCY8HCJD1111 |
| 781DH4424661 | 4UZFCGCYXHCJD1112 |
| 781SH4424716 | 4UZFCGCY1HCJD1113 |
| 781QH4424722 | 4UZFCGCY0HCJD2897 |
| 781GH4424729 | 4UZFCGCY2HCJD2898 |
| 781DH4424775 | 4UZFCGCY9HCJD5216 |
| 781QH4424778 | 4UZFCGCY0HCJD5217 |
| 781PH4424781 | 4UZFCGCY2HCJD5218 |
| 781SH4424786 | 4UZFCGCY4HCJD5219 |
| 781SH4424790 | 4UZFCGCY0HCJD5220 |
| 781SH4424843 | 4UZFCGCY1HCJD6151 |

| REV Unit Serial # | Chassis/VIN |
|-------------------|-------------------|
| 781QH4424850 | 4UZFCGCY3HCJD6152 |
| 781GH4424857 | 4UZFCGCY5HCJD6153 |
| 781QH4424860 | 4UZFCGCY7HCJD6154 |
| 781QH4424917 | 4UZFCGCY5HCJD7626 |
| 781QH4424921 | 4UZFCGCY7HCJD7627 |
| 781SH4424929 | 4UZFCGCY9HCJD7628 |
| 781DH4424933 | 4UZFCGCY0HCJD7629 |
| 781DH4425039 | 4UZFCGCY6HCJC8434 |
| 781QH4425047 | 4UZFCGCY7HCJD7630 |
| 781DH4425098 | 4UZFCGCY1HCJE0555 |
| 781SH4425102 | 4UZFCGCY9HCJE1713 |
| 781QH4425105 | 4UZFCGCY0HCJE1714 |
| 781BH4425167 | 4UZACGCY4HCJE1712 |
| 781DH4425175 | 4UZFCGCY2HCJE1715 |
| 781QH4425320 | 4UZFCGCY3HCJE0556 |
| 781SH4425322 | 4UZFCGCY6HCJE1717 |
| 781QH4425324 | 4UZFCGCY4HCJE1716 |
| 781QH4425394 | 4UZFCGCY6HCJE2933 |
| 781QH4425396 | 4UZFCGCY8HCJE2934 |
| 781QH4425398 | 4UZFCGCYXHCJE2935 |
| 781PH4425649 | 4UZFCGCYXHCJC0708 |
| 781SH4425696 | 4UZFCGCY9HCJD6155 |
| 781PH4425698 | 4UZFCGCY4HCJD2899 |
| 781PH4425700 | 4UZFCGCY1HCJE2936 |
| 781SH4425745 | 4UZFCGCY3HCJE2937 |
| 781PH4425748 | 4UZFCGCY5HCJE2938 |
| 781PH4425808 | 4UZFCGCY1HCJE4413 |
| 781PH4425810 | 4UZFCGCY3HCJE4414 |
| 781DH4425812 | 4UZFCGCY5HCJE4415 |
| 781BH4425885 | 4UZACGCY3HCJF7304 |
| 781PH4425886 | 4UZFCGCY7HCJE4416 |
| 781GH4425888 | 4UZFCGCY4HCJF1274 |
| 781QH4425952 | 4UZFCGCY6HCJF1275 |

This bulletin is supplied for technical information only and is not an authorization for repairs.

"It is impossible to know, evaluate and advise the service trade of all conceivable ways in which service might be done or of the possible hazardous consequences of each way. Accordingly, anyone who uses a service procedure or tool must first assure that neither personal safety nor vehicle safety will be jeopardized by the selected service methods."

Product Upgrade Bulletin 190312REV - Affected Unit Serial Numbers

2017 American Revolution

| REV Unit Serial # | Chassis/VIN |
|-------------------|-------------------|
| 781PH4425954 | 4UZFCGCY5HCJF2871 |
| 781PH4425956 | 4UZFCGCY7HCJF2872 |
| 781BH4426020 | 4UZACGCY8HCJG0926 |
| 781BH4426023 | 4UZACGCY3HCJH6967 |
| 781PH4426087 | 4UZFCGCY9HCJF2873 |
| 781QH4426089 | 4UZFCGCY0HCJF2874 |
| 781PH4426091 | 4UZFCGCY2HCJF2875 |
| 781QH4426158 | 4UZFCGCY4HCJF2876 |
| 781GH4426160 | 4UZFCGCY0HCJF7296 |
| 781GH4426219 | 4UZFCGCY2HCJF7297 |
| 781QH4426221 | 4UZFCGCY2HCJH6965 |
| 781SH4426282 | 4UZFCGCY4HCJH6966 |
| 781BH4426284 | 4UZACGCY9HCJH9677 |
| 781PH4426348 | 4UZFCGCY5HCJH9651 |
| 781QH4426349 | 4UZFCGCY7HCJH9652 |
| 781GH4426351 | 4UZFCGCY9HCJH9653 |

| REV Unit Serial # | Chassis/VIN |
|-------------------|-------------------|
| 781GH4426420 | 4UZFCGCY0HCJH9654 |
| 781PH4426422 | 4UZFCGCY2HCJK1694 |
| 781QH4426492 | 4UZFCGCY4HCJK1695 |
| 781BH4426494 | 4UZACGCY9HCJK1699 |
| 781GH4426496 | 4UZFCGCY6HCJK1696 |
| 781QH4426566 | 4UZFCGCY8HCJK1697 |
| 781PH4426568 | 4UZFCGCYXHCJK1698 |
| 781GH4426569 | 4UZFCGCY1HCJK4280 |
| 781QH4426571 | 4UZFCGCY3HCJK4281 |
| 781SH4426641 | 4UZFCGCY5HCJK8381 |
| 781BH4426643 | 4UZACGCY1HCJK1700 |
| 781PH4426644 | 4UZFCGCY3HCJL0971 |
| 781GH4426719 | 4UZFCGFEXJJD3093 |
| 781QH4426793 | 4UZFCGCY5HCJL0972 |
| 781BH4426795 | 4UZACGCY4HCJL3517 |

2018 American Revolution

| REV Unit Serial # | Chassis/VIN |
|-------------------|-------------------|
| 781QJ4426808 | 4UZFCGCY0HCJM2169 |
| 781SJ4426810 | 4UZFCGCY9HCJM2168 |
| 781QJ4426811 | 4UZFCGCY7HCJM2167 |
| 781PJ4426813 | 4UZFCGCY7HCJM2170 |
| 781QJ4426923 | 4UZFCGCY9HCJM2171 |
| 781QJ4426925 | 4UZFCGCY0HCJM2172 |
| 781QJ4426926 | 4UZFCGCY2HCJM2173 |
| 781QJ4426928 | 4UZFCGCY4HCJM2174 |
| 781QJ4427079 | 4UZFCGCY6HCJM2175 |
| 781QJ4427082 | 4UZFCGCY8HCJM2176 |
| 781GJ4427155 | 4UZFCGCY2HCJN1746 |

| REV Unit Serial # | Chassis/VIN |
|-------------------|-------------------|
| 781SJ4427157 | 4UZFCGCY4HCJN1747 |
| 781PJ4427159 | 4UZFCGCY6HCJN1748 |
| 781GJ4427233 | 4UZFCGCY8HCJN1749 |
| 781GJ4427311 | 4UZFCGCY4HCJN1750 |
| 781BJ4427313 | 4UZACGCY4HCJM8759 |
| 781QJ4427314 | 4UZFCGCY6HCJN1751 |
| 781QJ4427380 | 4UZFCGCYXHCJN1753 |
| 781GJ4427383 | 4UZFCGCY8HCJN1752 |
| 781BJ4427453 | 4UZACGFE4JCJP4107 |
| 781QJ4427455 | 4UZFCGCY1HCJN1754 |
| 781PJ4427456 | 4UZFCGCY9HCJP1590 |

This bulletin is supplied for technical information only and is not an authorization for repairs.

"It is impossible to know, evaluate and advise the service trade of all conceivable ways in which service might be done or of the possible hazardous consequences of each way. Accordingly, anyone who uses a service procedure or tool must first assure that neither personal safety nor vehicle safety will be jeopardized by the selected service methods."

Product Upgrade Bulletin 190312REV - Affected Unit Serial Numbers

2018 American Revolution

| REV Unit Serial # | Chassis/VIN |
|-------------------|-------------------|
| 781PJ4427458 | 4UZFCGCY0HCJP1591 |
| 781GJ4427528 | 4UZFCGCY2HCJP1592 |
| 781QJ4427530 | 4UZFCGCY4HCJP1593 |
| 781PJ4427532 | 4UZFCGCY6HCJP1594 |
| 781SJ4427601 | 4UZFCGCY8HCJP1595 |
| 781GJ4427603 | 4UZFCGCYXHCJP1596 |
| 781QJ4427604 | 4UZFCGCY1HCJP1597 |
| 781GJ4427606 | 4UZFCGCY3HCJP1598 |
| 781BJ4427675 | 4UZACGFE2JCJS7416 |
| 781PJ4427677 | 4UZFCGFE6JCJS0023 |
| 781QJ4427678 | 4UZFCGFE8JCJS0024 |
| 781SJ4427680 | 4UZFCGFEXJCJS0025 |
| 781GJ4427752 | 4UZFCGFE6JCJS3925 |
| 781GJ4427754 | 4UZFCGFE8JCJS3926 |
| 781QJ4427756 | 4UZFCGFEXJCJS3927 |
| 781QJ4427827 | 4UZFCGFE1JCJS3928 |
| 781QJ4427829 | 4UZFCGFE3JCJS3929 |
| 781PJ4427831 | 4UZFCGFE5JCJT7332 |
| 781SJ4427832 | 4UZFCGFE7JCJT7333 |
| 781QJ4427905 | 4UZFCGFE9JCJT7334 |
| 781GJ4427907 | 4UZFCGFE9JCJT9908 |
| 781BJ4427982 | 4UZACGFE4JCJT9910 |
| 781BJ4427984 | 4UZACGFE6JCJT9911 |
| 781SJ4427985 | 4UZFCGFE0JCJT9909 |
| 781QJ4428060 | 4UZFCGFE1JCJU2723 |
| 781QJ4428062 | 4UZFCGFE3JCJU2724 |
| 781BJ4428133 | 4UZACGFE7JCJU5233 |

| REV Unit Serial # | Chassis/VIN |
|-------------------|-------------------|
| 781QJ4428134 | 4UZFCGFE5JCJU2725 |
| 781GJ4428136 | 4UZFCGFE4JCJU5227 |
| 781GJ4428216 | 4UZFCGFE6JCJU5228 |
| 781DJ4428218 | 4UZFCGFE8JCJU5229 |
| 781GJ4428286 | 4UZFCGFE4JCJU5230 |
| 781QJ4428287 | 4UZFCGFE6JCJU5231 |
| 781HJ4428289 | 4UZFCGFE3JCJT4171 |
| 781SJ4428360 | 4UZFCGFE8JCJU5232 |
| 781GJ4428363 | 4UZACGFE2JCJV8942 |
| 781HJ4428444 | 4UZFCGFEXJCJU0145 |
| 781DJ4428447 | 4UZACGFE2JCJU7665 |
| 781HJ4428503 | 4UZFCGFEXJCJV0805 |
| 781KJ4428505 | 4UZACGFE4JCJU7666 |
| 781HJ4428593 | 4UZFCGFE7JCJV0809 |
| 781FJ4428595 | 4UZACGFE0JCJV8941 |
| 781HJ4428672 | 4UZFCGFEXJCJV6250 |
| 781HJ4428754 | 4UZFCGFE6JCJV8934 |
| 781HJ4428831 | 4UZFCGFEXJCJV8936 |
| 781HJ4429007 | 4UZFCGFE7JCJW1292 |
| 781GJ4429083 | 4UZACGFE1JCJX0645 |
| 781HJ4429172 | 4UZFCGFEXJCJX3288 |
| 781DJ4429174 | 4UZACGFE3JCJX0646 |
| 781HJ4429263 | 4UZFCGFE3JCJX8803 |
| 781KJ4429322 | 4UZACGFE5JCJX0647 |
| 781FJ4429551 | 4UZACGFE4JCJX8805 |
| 781DJ4430101 | 4UZACGFE9JCKC4267 |

This bulletin is supplied for technical information only and is not an authorization for repairs.

"It is impossible to know, evaluate and advise the service trade of all conceivable ways in which service might be done or of the possible hazardous consequences of each way. Accordingly, anyone who uses a service procedure or tool must first assure that neither personal safety nor vehicle safety will be jeopardized by the selected service methods."

Product Upgrade Bulletin 190312REV - Affected Unit Serial Numbers

2016 American Tradition

| REV Unit Serial # | Chassis/VIN |
|-------------------|-------------------|
| 780AG4419688 | 4UZFCGBG0FCGG7494 |
| 780GG4419772 | 4UZFCGBG0FCGM4575 |
| 780TG4419777 | 4UZFCGBG7FCGG7489 |
| 780AG4419902 | 4UZFCGBG2FCGG7495 |
| 780TG4419965 | 4UZFCGBG4FCGG7496 |
| 780GG4420073 | 4UZFCGBG2FCGM4576 |
| 780TG4420261 | 4UZFCGBG6FCGZ2775 |
| 780MG4420739 | 4UZFCGBG2FCGT9619 |
| 780TG4420748 | 4UZFCGBG5FCHA4510 |
| 780AG4420799 | 4UZFCGBG7FCHA4511 |
| 780TG4420814 | 4UZFCGBG6FCGG7497 |
| 780AG4421093 | 4UZFCGBG5GCHF2994 |
| 780AG4421236 | 4UZFCGBG7GCHF2995 |

| REV Unit Serial # | Chassis/VIN |
|-------------------|-------------------|
| 780AG4421282 | 4UZFCGBG4FCHA8483 |
| 780MG4421326 | 4UZFCGBG2FCGW3791 |
| 780GG4421366 | 4UZFCGBG4FCGW9544 |
| 780AG4421411 | 4UZFCGBG6GCHG1509 |
| 780AG4421413 | 4UZFCGBGXGCHF2991 |
| 780TG4421526 | 4UZFCGBG9FCGK6642 |
| 780AG4421572 | 4UZFCGBG2GCHG1510 |
| 780GG4421574 | 4UZFCGBG2FCGY4625 |
| 780AG4421629 | 4UZFCGBG6GCHL8705 |
| 780MG4421703 | 4UZFCGBG8FCHA8485 |
| 780TG4421761 | 4UZFCGBG9GCHN1125 |
| 780TG4421809 | 4UZFCGBG2GCHN3525 |

This bulletin is supplied for technical information only and is not an authorization for repairs.

"It is impossible to know, evaluate and advise the service trade of all conceivable ways in which service might be done or of the possible hazardous consequences of each way. Accordingly, anyone who uses a service procedure or tool must first assure that neither personal safety nor vehicle safety will be jeopardized by the selected service methods."

Product Upgrade Bulletin 190312REV - Affected Unit Serial Numbers

2016 Monaco Dynasty

| REV Unit Serial # | Chassis/VIN |
|-------------------|-------------------|
| 620DG4419522 | 4UZFCGBGXFCGM0677 |
| 620DG4419567 | 4UZFCGBG3FCGM4571 |
| 620PG4419575 | 4UZFCGBG5FCGM4572 |
| 620PG4419603 | 4UZFCGBG7FCGM4573 |
| 620PG4419612 | 4UZFCGBG9FCGM4574 |
| 620PG4419693 | 4UZFCGBG9FCGL5633 |

| REV Unit Serial # | Chassis/VIN |
|-------------------|-------------------|
| 620DG4419824 | 4UZFCGBG0FCGL5634 |
| 620DG4419914 | 4UZFCGBGXFCGT9870 |
| 620PG4420552 | 4UZFCGBG0FCGW3790 |
| 620DG4420668 | 4UZFCGBG0FCGW3787 |
| 620PG4420924 | 4UZFCGBG2FCGW3788 |
| 620DG4421128 | 4UZFCGBG4FCGW3789 |

2018 Monaco Marquis

| REV Unit Serial # | Chassis/VIN |
|-------------------|-------------------|
| 680LJ4428285 | 4UZACGFEXJCJT9913 |
| 680MJ4428443 | 4UZFCGFE6JCJU6654 |
| 680MJ4428671 | 4UZFCGFE0JCJW2204 |
| 680JJ4428751 | 4UZACGFE5JCJW2869 |
| 680MJ4428833 | 4UZFCGFE2JCJW2205 |
| 680JJ4428928 | 4UZACGFE1JCJW6546 |
| 680JJ4429004 | 4UZACGFE6JCJW9099 |
| 680LJ4429013 | 4UZACGFE1JCJX4064 |
| 680MJ4429015 | 4UZFCGFE4JCJW9110 |
| 680MJ4429260 | 4UZFCGFE2JCJX4063 |

| REV Unit Serial # | Chassis/VIN |
|-------------------|-------------------|
| 680JJ4429320 | 4UZACGFEXJCJX3284 |
| 680LJ4429402 | 4UZACGFE6JCJX6537 |
| 680JJ4429478 | 4UZACGFE5JCJY4208 |
| 680LJ4429549 | 4UZACGFE9JCJY6446 |
| 680JJ4429614 | 4UZACGFE6JCJY1401 |
| 680MJ4429616 | 4UZFCGFE5JCJX8799 |
| 680MJ4429731 | 4UZFCGFE6JCJY4207 |
| 680LJ4429856 | 4UZACGFE7JCJY6445 |
| 680LJ4429976 | 4UZACGFE0JCJZ4984 |
| 680LJ4430164 | 4UZACGFE8JCKA5841 |

2019 Monaco Marquis

| REV Unit Serial # | Chassis/VIN |
|-------------------|-------------------|
| 680LK4430100 | 4UZACGFE2JCJZ4985 |
| 680LK4430230 | 4UZACGFE3JCKB2972 |
| 680LK4430232 | 4UZACGFE8JCKC1649 |
| 680MK4430651 | 4UZFCGFE8JCKH3059 |
| 680MK4430723 | 4UZFCGFE2JCKJ5999 |
| 680BK4430797 | 4UZFCGFE6JCKK9078 |
| 680LK4430865 | 4UZACGFE3JCKK1725 |
| 680LK4431013 | 4UZACGFE9KCKN2365 |
| 680BK4431075 | 4UZFCGFE6KCKN2359 |
| 680LK4431162 | 4UZACGFE1JCKK9080 |
| 680LK4431163 | 4UZACGFE7KCKM6774 |

| REV Unit Serial # | Chassis/VIN |
|-------------------|-------------------|
| 680MK4431220 | 4UZFCGFE2KCKN2360 |
| 680BK4431222 | 4UZFCGFE4KCKP6580 |
| 680MK4431281 | 4UZFCGFE6KCKP6581 |
| 680MK4431547 | 4UZFCGFE7KCKR9027 |
| 680MK4431548 | 4UZFCGFE2KCKS6793 |
| 680MK4431607 | 4UZFCGFEXKCKT4169 |
| 680MK4431641 | 4UZFCGFEXKCKT0199 |
| 680BK4431642 | 4UZFCGFE2KCKU3920 |
| 680BK4431704 | 4UZFCGFE4KCKU3921 |
| 680MK4431767 | 4UZFCGFE6KCKU3922 |

This bulletin is supplied for technical information only and is not an authorization for repairs.

"It is impossible to know, evaluate and advise the service trade of all conceivable ways in which service might be done or of the possible hazardous consequences of each way. Accordingly, anyone who uses a service procedure or tool must first assure that neither personal safety nor vehicle safety will be jeopardized by the selected service methods."

Product Upgrade Bulletin 190312REV - Affected Unit Serial Numbers

2018 Monaco Signature

| REV Unit Serial # | Chassis/VIN |
|-------------------|-------------------|
| 619MJ4428755 | 4UZFCGFE6JCJW2191 |
| 619LJ4429404 | 4UZACGFE5JCJX8716 |
| 619MJ4429547 | 4UZFCGFE8JCJW6548 |
| 619MJ4429729 | 4UZFCGFE4JCJW9107 |
| 619JJ4429794 | 4UZACGFE7JCJZ1595 |
| 619MJ4429855 | 4UZFCGFE6JCJX4065 |

| REV Unit Serial # | Chassis/VIN |
|-------------------|-------------------|
| 619MJ4429916 | 4UZFCGFE9JCKC1648 |
| 619LJ4429918 | 4UZACGFE8JCKA5838 |
| 619LJ4429978 | 4UZACGFEXJCKA8742 |
| 619LJ4430038 | 4UZACGFE8JCKC4258 |
| 619MJ4430040 | 4UZFCGFE6JCKD1957 |

2019 Monaco Signature

| REV Unit Serial # | Chassis/VIN |
|-------------------|-------------------|
| 619JK4429673 | 4UZACGFE2JCJY4568 |
| 619MK4430370 | 4UZFCGFE0JCKF2688 |
| 619MK4430505 | 4UZFCGFE0JCKF9012 |
| 619MK4430577 | 4UZFCGFE6JCKG2643 |
| 619LK4430579 | 4UZACGFEXJCKF9013 |
| 619LK4430649 | 4UZACGFE0JCKG2647 |
| 619MK4430721 | 4UZFCGFE8JCKK1726 |
| 619LK4430795 | 4UZACGFE2JCKG2648 |
| 619MK4431011 | 4UZFCGFE8KCKM6773 |
| 619BK4431073 | 4UZFCGFE4KCKN2361 |
| 619MK4431161 | 4UZFCGFE6KCKN2362 |
| 619BK4431219 | 4UZFCGFE8KCKP6582 |
| 619BK4431221 | 4UZFCGFEXKCKP6583 |

| REV Unit Serial # | Chassis/VIN |
|-------------------|-------------------|
| 619MK4431279 | 4UZFCGFE9KCKR9028 |
| 619LK4431283 | 4UZACGFE0JCKL5193 |
| 619MK4431311 | 4UZFCGFE4KCKS6794 |
| 619MK4431364 | 4UZFCGFE6KCKS6795 |
| 619MK4431368 | 4UZFCGFE2KCKT0200 |
| 619MK4431498 | 4UZFCGFE8KCKN2363 |
| 619LK4431606 | 4UZACGFE3JCKM0484 |
| 619MK4431640 | 4UZFCGFE4KCKT0201 |
| 619MK4431703 | 4UZFCGFEXKCKT9159 |
| 619MK4431766 | 4UZFCGFE3KCKW0788 |
| 619MK4431769 | 4UZFCGFE3KCKV1878 |
| 619MK4431831 | 4UZFCGFE8KCKU3923 |

This bulletin is supplied for technical information only and is not an authorization for repairs.

"It is impossible to know, evaluate and advise the service trade of all conceivable ways in which service might be done or of the possible hazardous consequences of each way. Accordingly, anyone who uses a service procedure or tool must first assure that neither personal safety nor vehicle safety will be jeopardized by the selected service methods."