

**ATTENTION:**

- GENERAL MANAGER
- PARTS MANAGER
- CLAIMS PERSONNEL
- SERVICE MANAGER

IMPORTANT - All Service Personnel Should Read and Initial in the boxes provided, right.


© 2016 Subaru of America, Inc. All rights reserved.



QUALITY DRIVEN® SERVICE

**SERVICE BULLETIN**

**APPLICABILITY:** All Models

**NUMBER:** 14-22-16R

**SUBJECT:** Special Service Tool Cross Reference List

**DATE:** 07/21/16

**REVISED:** 02/13/19

**INTRODUCTION:**

To help reduce confusion and increase technician efficiency, Subaru of America, Inc. (SOA) has developed the following cross reference list to help locate the appropriate Special Service Tool.

There are situations where the tool called for in the Service Manual is not the tool that SOA recommends for the job. Examples of these situations include:

- \* An equivalent tool is offered under a different part number
- \* SOA develops a tool that is not included in the Service Manual

To help locate tools, in addition to the Service Manual Tool Part Number and the Special Service Tool Part Number, where available, the part number for the essential tool kit release has been included.

**REMINDER:** SOA strongly discourages the printing and/or local storage of service information as previously released information and electronic publications may be updated at any time. Always refer to STIS for the latest service information before performing any repairs.

If you have questions or suggestions, please contact Subaru Service Operations at [serviceoperations@subaru.com](mailto:serviceoperations@subaru.com).







*Continued...*

**CAUTION: VEHICLE SERVICING PERFORMED BY UNTRAINED PERSONS COULD RESULT IN SERIOUS INJURY TO THOSE PERSONS OR TO OTHERS.**






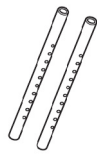
Subaru Service Bulletins are intended for use by professional technicians ONLY. They are written to inform those technicians of conditions that may occur in some vehicles, or to provide information that could assist in the proper servicing of the vehicle. Properly trained technicians have the equipment, tools, safety instructions, and know-how to do the job correctly and safely. If a condition is described, DO NOT assume that this Service Bulletin applies to your vehicle, or that your vehicle will have that condition.

**SUBARU OF AMERICA, INC. IS ISO 14001 COMPLIANT**

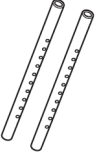


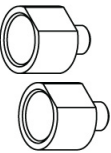




ISO 14001 is the international standard for excellence in Environmental Management Systems. Please recycle or dispose of automotive products in a manner that is friendly to our environment and in accordance with all local, state and federal laws and regulations.

Service Manual Tool Part Number	Special Service Tool Part Number	Kit Number Tool Released Under	Description	Repair Category	Essential (Y/N)	Source	Commercially Available / Alternate Source	Notes	Image
<b>ELECTRICAL</b>									
NA	J-47606	SOA321055	KIT,SUBARU GLOBAL TRMNL WIRING	Electrical: General	Y	<a href="http://subaruretailersolutions.com/tools">http://subaruretailersolutions.com/tools</a>	N	Harness Repair Kit (Part #J-47606). Manual listed in STIS under J-47606	
	SOA638654	NA	CONNECTOR REMOVERS	Electrical: General	Y	<a href="http://subaruretailersolutions.com/tools">http://subaruretailersolutions.com/tools</a>		Consists of SOA638654A CKZ tip and SOA638654B DLI tip. Used with SOA6386415.	
	SOA638654A	NA	TERMINAL TOOL CKZ	Electrical: General	N	<a href="http://subaruretailersolutions.com/tools">http://subaruretailersolutions.com/tools</a>		No info	
	SOA638654B	NA	TERMINAL TOOL DLI	Electrical: General	N	<a href="http://subaruretailersolutions.com/tools">http://subaruretailersolutions.com/tools</a>		No info	
NA	SOA814001T	SOA321110	Relay Pliers	Electrical: General	Y	<a href="http://subaruretailersolutions.com/tools">http://subaruretailersolutions.com/tools</a>	N	Used for removing relays. Replacement tips available.	
NA	DSS-5000-SUB	SOA321114	DSS-5000 Battery Diagnostic Service System	Electrical: Battery / Charging system	Y	<a href="http://subaruretailersolutions.com/tools">http://subaruretailersolutions.com/tools</a>	N	DSS-5000 SUB replaces the EXP-1000S. Reference subaru. dss5000.com for further information about the setup and use of this tool.	
NA	165-EXP-1000S	NA	EXP-1000S Battery Charging and Electrical System Analyzer	Electrical: Battery / Charging system	Y	<a href="http://subaruretailersolutions.com/tools">http://subaruretailersolutions.com/tools</a>	N	Discontinued and replaced by DSS-5000SUB. Kit complete with CVG and Wi-Fi module was previously available as EXP-1000S CVG Wi-Fi part number 165-EXP-1000S-CW	
NA	A300-SUB	NA	EXP1000 WIFI MODULE	Electrical: Battery / Charging system	Y	<a href="http://subaruretailersolutions.com/tools">http://subaruretailersolutions.com/tools</a>	Y	Midtronics EXP1000 WIFI module. The EXP1000S has been discontinued and replaced by DSS-5000SUB.	





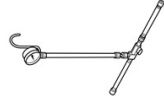
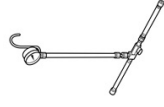
Continued...

Service Manual Tool Part Number	Special Service Tool Part Number	Kit Number Tool Released Under	Description	Repair Category	Essential (Y/N)	Source	Commercially Available / Alternate Source	Notes	Image
NA	CVG-SUB	NA	OBD2 CONVERG MODULE	Electrical: Battery / Charging system	Y	<a href="http://subaruretailersolutions.com/tools">http://subaruretailersolutions.com/tools</a>	Y	Midtronics CVG Wireless Convergence Module	
NA	GR8-1100-SUB	NA	BATT DIAG STATION, SUBARU	Electrical: Battery / Charging system	Y	<a href="http://subaruretailersolutions.com/tools">http://subaruretailersolutions.com/tools</a>	N	Midtronics GR8 Diagnostic Battery charger	
	J-51311	NA	KIT, SUBARU HEV SAFETY	HEV	Y	<a href="http://subaruretailersolutions.com/tools">http://subaruretailersolutions.com/tools</a>	N	Refer to TRB 2014 XV Crosstrek Hybrid Module 702 MSA5P1702C	
<b>ENGINE</b>									
NA	697-95-0070	NA	Smoke Pro® Portable Leak Detector	Engine: General	Y	<a href="http://subaruretailersolutions.com/tools">http://subaruretailersolutions.com/tools</a>		Refer to TSB 14-20-14R	
99099AJ000 / 18679AA020	J-50135	SOA321093	Engine Support / Engine Hanger	Engine: General	Y	<a href="http://subaruretailersolutions.com/tools">http://subaruretailersolutions.com/tools</a>		Refer to 2010 NEW TECHNOLOGY TRAINING Module 919, New Dealer Basic Introduction Module 841 (PN MSA5P1841C), and 2013 BRZ INTRODUCTION Module 922 (PN MSA5P1922C)	
99099AJ000 / 18679AA020	J-50135-5	NA	SUPPORT LEG ASSEMBLY / Stanchion, Engine Bridge (2)	Engine: General	Y	<a href="http://subaruretailersolutions.com/tools">http://subaruretailersolutions.com/tools</a>		Used with J-50135 Engine Support / Engine Hanger. Long stanchion. Refer to MSA5P0173C Steering, Suspension, Axles and Wheels (Module 504) and MSA5P1926C 2015 Legacy and Outback New Technology Training (Module 926). Superseded to J-50135-6	

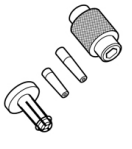




Continued...

Service Manual Tool Part Number	Special Service Tool Part Number	Kit Number Tool Released Under	Description	Repair Category	Essential (Y/N)	Source	Commercially Available / Alternate Source	Notes	Image
99099AJ000 / 18679AA020	J-50135-6	SOA321093	SUPPORT LEG ASSEMBLY / Stanchion, Engine Bridge (2)	Engine: General	Y	<a href="http://subaruretailersolutions.com/tools">http://subaruretailersolutions.com/tools</a>		Used with J-50135 Engine Support / Engine Hanger. Introduced as part of 2013 BRZ essential tools SOA321093. Refer to BRZ Introduction Module 701 MSA5P1701C	
99099AJ000	J-50136	SOA321076	ENGINE LIFTING BRACKET	Engine: General	Y	<a href="http://subaruretailersolutions.com/tools">http://subaruretailersolutions.com/tools</a>		Used with J-50135 Engine Support / Engine Hanger. 4 CYLINDER SPECIAL TOOL REAR ENGINE SUPPORT (TURBO AND NA). TRB 2010 NEW TECHNOLOGY TRAINING Module 919 MSA5P1001C	
99099AJ000	J-50137	SOA321076	ENGINE SAFETY SLING & SHACKLE	Engine: General	Y	<a href="http://subaruretailersolutions.com/tools">http://subaruretailersolutions.com/tools</a>		Used with J-50135 Engine Support / Engine Hanger. TRB 2015 Legacy and Outback New Technology Training Module 926 MSA5P1926C June 2014	
99099AJ000	J-51658	SOA321102	KIT, ENGINE BRIDGE ADAPTER	Engine: General	Y	<a href="http://subaruretailersolutions.com/tools">http://subaruretailersolutions.com/tools</a>	N	Used with J-50135 Engine Support / Engine Hanger. Refer to TRB Steering, Suspension, Axles and Wheels MSA5P0173C June 2014 and TRB 2015 Legacy & Outback New Technology Training Module 926 MSA5P1926C	
18363AA050	9011914120	SOA321093	Bolt, Engine Bracket Hanger	Engine: General	Y	<a href="http://subaruretailersolutions.com/tools">http://subaruretailersolutions.com/tools</a>	Y		
99099AJ000 / 18679AA020	303-F070-6	SOA321110	Engine Hook	Engine: General	Y	<a href="http://subaruretailersolutions.com/tools">http://subaruretailersolutions.com/tools</a>	N	Used with engine bridge on BRZ. Refer to BRZ Introduction Module 701 MSA5P1701C	
NA	J-33984-A	SOA321097	RADIATOR PRESSURE ADAPTS	Engine: Cooling System	Y	<a href="http://subaruretailersolutions.com/tools">http://subaruretailersolutions.com/tools</a>	Y	No info	
NA	J-41336	SOA321034	RADIATOR ADAPTER	Engine: Cooling System	Y	<a href="http://subaruretailersolutions.com/tools">http://subaruretailersolutions.com/tools</a>	Y	No info	


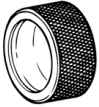

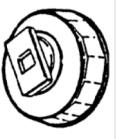


Continued...

Service Manual Tool Part Number	Special Service Tool Part Number	Kit Number Tool Released Under	Description	Repair Category	Essential (Y/N)	Source	Commercially Available / Alternate Source	Notes	Image
45099SJ000	NA	NA	Coolant Charger	Engine: Cooling System	N	<a href="http://subaruretailersolutions.com/tools">http://subaruretailersolutions.com/tools</a>	Y	Commercially available alternate tools include Spill-Free Funnel #319-LIS24680, Robinair coolant refiller #42-75260, Airlift Kit #550000, Airlift II #399-550500	
NA	697-96-0103	SOA321108	Evap Adapter Plug	Engine: Emissions	Y	<a href="http://subaruretailersolutions.com/tools">http://subaruretailersolutions.com/tools</a>	N	Redline smoke machine adapters. FHI change to the evap hose fitting required new adapters. Kit (SOA321108) includes 697-96-0103 and 697-96-0104	
NA	697-96-0104	SOA321108	Evap Pass through Plug	Engine: Emissions	Y	<a href="http://subaruretailersolutions.com/tools">http://subaruretailersolutions.com/tools</a>	N	Redline smoke machine adapters. FHI change to the evap hose fitting required new adapters. Kit (SOA321108) includes 697-96-0103 and 697-96-0104	
NA	24036AA010	SOA321080	Jumper harness kit	Engine: Emissions	N	<a href="http://subaruretailersolutions.com/tools">http://subaruretailersolutions.com/tools</a>	N	Refer to January 2006 and May 2007 TechTips	
	J-44357	NA	EVAP. SYS PRESS. PUMP	Engine: Emissions	Y	No Longer Available		Refer to 11-61-00 State Emission Test / Fuel Filler or Gas Cap Test	
NA	926040000	NA	SOCKET O2 SENSOR	Engine: Emissions	Y	<a href="http://subaruretailersolutions.com/tools">http://subaruretailersolutions.com/tools</a>		No info	
	J-49755	SOA321074	FUEL ALCOHOL TESTER	Engine: Fuel System	Y	<a href="http://subaruretailersolutions.com/tools">http://subaruretailersolutions.com/tools</a>		TechTIPS April 2009 SUSTIPS0409	
	J-49863	SOA321077	FUEL PRESSURE TEST KIT	Engine: Fuel System	Y	<a href="http://subaruretailersolutions.com/tools">http://subaruretailersolutions.com/tools</a>		Refer to TechTIPS March 2012	


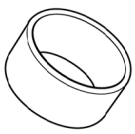

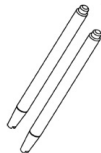



Continued...

Service Manual Tool Part Number	Special Service Tool Part Number	Kit Number Tool Released Under	Description	Repair Category	Essential (Y/N)	Source	Commercially Available / Alternate Source	Notes	Image
18683AA000	EN-49245-SUB (replaces EN-49245)	SOA321099	INST/SIZER, INJECTOR SEALS	Engine: Fuel System	Y	<a href="http://subaruretailersolutions.com/tools">http://subaruretailersolutions.com/tools</a>	N	Refer to 2014 Forester Introduction New Technology Training (Module 924)	
18671AA050 and 18271AA020	09260-39021-01 (replaces 09260-39020-01)	SOA321099	INJECTOR SEAL INSTALLER SET	Engine: Fuel System	Y	<a href="http://subaruretailersolutions.com/tools">http://subaruretailersolutions.com/tools</a>	N	Kit includes part numbers 09261-03010-01 guide - seal parts and 09261-03020-01 adjuster EG parts. Applies to BRZ.	
NA	J-44903	SOA321014	ADAPTER, FUEL CAP TEST	Engine: Fuel System	Y	<a href="http://subaruretailersolutions.com/tools">http://subaruretailersolutions.com/tools</a>		Refer to state I/M program advisory bulletin, number: 11-61-00, DATE: 06-01-00	
NA	SOA868V9420	NA	EFI KIT	Engine: Fuel System	N	SOA Parts Department		EFI Kit Includes threaded adapters in a range of sizes that connect the Genuine Subaru EFI Device (SOA868V9410) with a vehicle's fuel supply system to apply fuel injector cleaner. Designed for use with Genuine Subaru Fuel Injection Cleaner (SOA868V9140). Available through Chemicals Program.	
NA	SOA868V9430	NA	Top Engine Tool	Engine: Fuel System	N	SOA Parts Department		Top Engine Tool: Designed to work with an engine's vacuum source, the Genuine Subaru Top Engine Tool is required to apply the following: • Genuine Subaru Engine Maintenance Kit (SOA868V9340) • Genuine Subaru Top Engine Cleaner (SOA868V9160) • Genuine Subaru Carbon Clean (SOA868V9165). Available through Chemicals Program.	

Continued...



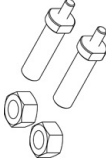
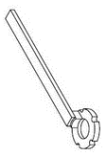

Service Manual Tool Part Number	Special Service Tool Part Number	Kit Number Tool Released Under	Description	Repair Category	Essential (Y/N)	Source	Commercially Available / Alternate Source	Notes	Image
NA	SOA868V9410	NA	EFI - Aerosol Enhanced Device	Engine: Fuel System	N	SOA Parts Department		EFI - Aerosol Enhanced Device: Following attachment to both the EFI can and the fuel rail, the Aerosol Enhanced Device acts as a fuel tank, supplying an aerosol that cleans the fuel injectors without disassembly, as the engine runs. • Applies Genuine Subaru Fuel Injection Cleaner (SOA868V9140) • Designed for use with Genuine Subaru EFI Kit adapters (SOA868V9420). Available through Chemicals Program.	
398437700	SOA626233	NA	OIL SEAL INSTALLER	Engine: Lubrication	N	<a href="http://subaruretailersolutions.com/tools">http://subaruretailersolutions.com/tools</a>	N		
398437700	J-51973	SOA321106	Crank seal installation tool	Engine: Lubrication	Y	<a href="http://subaruretailersolutions.com/tools">http://subaruretailersolutions.com/tools</a>	N	For FA/FB crankshaft seal installation. Released as part of SOA321106 kit shipment. Refer to TSB 02-161-15.	
	J-34274	NA	OIL FILTER WRENCH	Engine: Lubrication	Y	<a href="http://subaruretailersolutions.com/tools">http://subaruretailersolutions.com/tools</a>	Y	No info	
498575400	SOA639715-A	NA	PRESSURE GA & ADAPTER SET	Engine: Lubrication	Y	<a href="http://subaruretailersolutions.com/tools">http://subaruretailersolutions.com/tools</a>		Used when measuring oil pressure.	
18270AA010	NA	NA	Female Torx® socket, size E-12	Engine: Pistons	N	Commercially Available	Y	Refer to February 2014 Tech Tips. Commercially available common shop tool.	
	J-50553	SOA321083	PISTON RING COMPRESSOR	Engine: Pistons	Y	<a href="http://subaruretailersolutions.com/tools">http://subaruretailersolutions.com/tools</a>		Refer to TRB 2011 FORESTER INTRODUCTION New Technology Training Module 920 MSA5P1920C, Tech Tips March 2014	

Continued...


Service Manual Tool Part Number	Special Service Tool Part Number	Kit Number Tool Released Under	Description	Repair Category	Essential (Y/N)	Source	Commercially Available / Alternate Source	Notes	Image
	J-50984	SOA321096	COMPRESSOR, PISTON RING	Engine: Pistons	Y	<a href="http://subaruretailersolutions.com/tools">http://subaruretailersolutions.com/tools</a>		Piston Ring Compressor - 84mm. Refer to Tech Tips March 2014, 2.0L FA engines.	
	J-51003	SOA321093	COMPRESSOR, PISTON RING	Engine: Pistons	Y	<a href="http://subaruretailersolutions.com/tools">http://subaruretailersolutions.com/tools</a>		BRZ Piston Ring Compressor	
920287002000	NA	NA	REMOVER AND REPLACER	Engine: Valvetrain	N	Commercially Available	Y	Valve spring compressor. Used on FA and FB engines.	
NA	J-51972	SOA321107	Cam cover guide pins	Engine: Valvetrain	Y	<a href="http://subaruretailersolutions.com/tools">http://subaruretailersolutions.com/tools</a>	N	For FA/FB timing chain cover installation. Released as part of SOA321107 kit shipment.	
	18361AA000	SOA321064	Exhaust Cam Sprocket Wrench Holder	Engine: Valvetrain	N	<a href="http://subaruretailersolutions.com/tools">http://subaruretailersolutions.com/tools</a>	N	Refer to October 2006 TechTips	
NA	J-42908	SOA321995	CAM SPROCKET HOLDER/ UNLOADER	Engine: Valvetrain	Y	<a href="http://subaruretailersolutions.com/tools">http://subaruretailersolutions.com/tools</a>		Refer to TRB Belt Driven Valve Train Boxer Engines MSA5P1104C February 2011 Module 104	
	J-45443	SOA320121	CAM SPROCKET HOLDER	Engine: Valvetrain	Y	<a href="http://subaruretailersolutions.com/tools">http://subaruretailersolutions.com/tools</a>		No info	

Continued...












Service Manual Tool Part Number	Special Service Tool Part Number	Kit Number Tool Released Under	Description	Repair Category	Essential (Y/N)	Source	Commercially Available / Alternate Source	Notes	Image
NA	J-43979	SOA321995	VALVE SHIM POSITIONING TOOL	Engine: Valvetrain	Y	<a href="http://subaruretailersolutions.com/tools">http://subaruretailersolutions.com/tools</a>	Y	Refer to TRB Belt Driven Valve Train Boxer Engines MSA5P1104C February 2011 Module 104 and TRB New Dealer Basic Introduction MSA5P1841C Module 841. Also known as Shim remover tool.	
NA	J-44159	SOA321995	VALVE SHIM STORAGE CASE	Engine: Valvetrain	Y	<a href="http://subaruretailersolutions.com/tools">http://subaruretailersolutions.com/tools</a>	Y	Valve shim storage case	
	J-50552	SOA321083	PIN SET, PULLEY WRENCH	Engine: Valvetrain	Y	<a href="http://subaruretailersolutions.com/tools">http://subaruretailersolutions.com/tools</a>		Also known as Extended Length Cam Pins. Refer to TRB 2011 FORESTER INTRODUCTION New Technology Training Module 920 MSA5P1920C	
499207400	499207400-A	SOA320121	CAMSHAFT SPROCKET WRENCH	Engine: Valvetrain	Y	<a href="http://subaruretailersolutions.com/tools">http://subaruretailersolutions.com/tools</a>		Used to lock the camshaft when removing camshaft sprocket No. 1.	
499765700	NA	NA	VALVE GUIDE REMOVER	Engine: Valvetrain		Commercially Available	Y	Used for removing valve guides. Not offered by SOA due to commercially available generic tools.	
99850AA000	NA	NA	Spring Replacement	Engine: Valvetrain	N	SOA Parts Department	N	Sent to all retailers to support the Subaru Safety Recall: WTY-84 Valve Spring Fracturing. Applies to FA20 engine. Includes installer and remover.	
99850AA010	NA	NA	Air Adapter, Air Tube and Air Regulator	Engine: Valvetrain	N	SOA Parts Department	N	Sent to all retailers to support the Subaru Safety Recall: WTY-84 Valve Spring Fracturing. Applies to FA20 and FB20 engines. Includes air pressure regulator, 2 spark plug adapters, air hose w/ "Y" quick-connectors and main shut-off valve.	




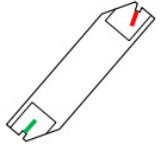
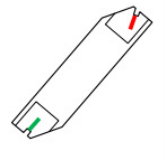


Continued...

Service Manual Tool Part Number	Special Service Tool Part Number	Kit Number Tool Released Under	Description	Repair Category	Essential (Y/N)	Source	Commercially Available / Alternate Source	Notes	Image
99850AA020	NA	NA	Bridge base and Bracket	Engine: Valvetrain	N	SOA Parts Department	N	Sent to all retailers to support the Subaru Safety Recall: WTY-84 Valve Spring Fracturing. Applies to FB20 engine. Includes RH Bridge Base, LH Bridge Base, Bridge Brackets, and Bolts. Bridge components are PN 99851AA040.	
99850AA030	NA	NA	Valve Spring Compression Tool, Valve Spring Remover and Installer	Engine: Valvetrain	N	SOA Parts Department	N	Sent to all retailers to support the Subaru Safety Recall: WTY-84 Valve Spring Fracturing. Applies to FB20 engine. Includes: 99851AA050 Valve Spring Compression Tool (2.0/2.5 IN-A) 99851AA070 Valve Spring Remover Tool (2.0/2.5 IN-B) 99851AA090 Valve Spring Installer Tool (2.0/2.5 IN-C) 99851AA060 Valve Spring Compression Tool (2.0/2.5 EX-A) 99851AA080 Valve Spring Remover Tool (2.0/2.5 EX-B) 99851AA100 Valve Spring Installer Tool (2.0/2.5 EX-C)	
99850AA050	NA	NA	Engine Stand	Engine: Valvetrain	N	SOA Parts Department	N	Sent to all retailers to support the Subaru Safety Recall: WTY-84 Valve Spring Fracturing. Applies to FA20 and FB20 engines.	
<b>TRANSMISSION AND DIFFERENTIAL</b>									
18270KA020	J-47730	SOA321051	E20 TORX SOCKET	Transmission: General	N	<a href="http://subaruretailersolutions.com/tools">http://subaruretailersolutions.com/tools</a>	Y	E20 TORX SOCKET J-47730 not essential. Used for removing and installing the hypoid driven gear and for removing and installing the drive pinion shaft retainer.	
NA	J-41510	SOA321060	BELL HOUSING BOLT TORX BIT	Transmission: General	Y	<a href="http://subaruretailersolutions.com/tools">http://subaruretailersolutions.com/tools</a>	Y	T-50 Torx Plus bit. LAUNCHED WITH SOA321060 IN 2005 for Tribeca	






Continued...

Service Manual Part Number	Special Service Tool Part Number	Kit Number Tool Released Under	Description	Repair Category	Essential (Y/N)	Source	Commercially Available / Alternate Source	Notes	Image
18722AA010	18722AA000	SOA321043	6th Gear Puller	Transmission: Manual	Y	<a href="http://subaruretailersolutions.com/tools">http://subaruretailersolutions.com/tools</a>	N	Slightly different diameter but acceptable.	
398673600	SOA625333	NA	CLUTCH SPRING COMPRESSOR	Transmission: Manual	Y	<a href="http://subaruretailersolutions.com/tools">http://subaruretailersolutions.com/tools</a>	N	Used to remove and install clutch spring.	
	SOA629389	NA	Drive Pinion Installer	Transmission: Manual	Y	<a href="http://subaruretailersolutions.com/tools">http://subaruretailersolutions.com/tools</a>		Drive pinion thrust washer installer. Refer to MSA5P0268C Split Case Manual Transmission (Module 201) (June 2011)	
NA	SOA008T001		Transmission Drilling tool kit	Transmission: Manual	N	SOA Parts Department	N	Refer to Repair Procedure for Subaru Recall Campaign WVS-29; 2010 & 2011 Legacy and Outback 6 Speed M/T Transfer Case	
NA	18852AA000	SOA321048	Torque Wrench	Transmission: Manual	Y	<a href="http://subaruretailersolutions.com/tools">http://subaruretailersolutions.com/tools</a>	Y	This Torque wrench is equivalent to OTC tool # 7379. Refer to service materials for STI 6-speed manual transmission.	
NA	J-44959	SOA321033	BIT, T-70 TORX	Transmission: Automatic	Y	<a href="http://subaruretailersolutions.com/tools">http://subaruretailersolutions.com/tools</a>	Y	The 4EAT differential drain has been changed in production to a Torx type drive for the 2003MY. Size is T-70. TechTIPS NOV 2002: 2003 Baja Edition	
398643600	SOA625336	NA	GAUGE PLATE	Transmission: Automatic	Y	<a href="http://subaruretailersolutions.com/tools">http://subaruretailersolutions.com/tools</a>		Low & reverse brake, total end play, oil pump, drive pinion height.	
18761AA010	NA	NA	Nylon Sheet	Transmission: CVT	N	No Longer Available	Y	SOA chose not to issue this tool. It is used during Gen 2 CVT valve body repair.	
925091000	925091000-A		BAND TIGHTNER	Drivetrain: Axles	Y	<a href="http://subaruretailersolutions.com/tools">http://subaruretailersolutions.com/tools</a>	Y	Banding tool 925091000 is no longer available. Replaced with Banding tool 925091000-A.	

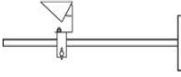





Continued...

Service Manual Tool Part Number	Special Service Tool Part Number	Kit Number Tool Released Under	Description	Repair Category	Essential (Y/N)	Source	Commercially Available / Alternate Source	Notes	Image
398417700	SOA626234	NA	Pinion Oil Seal Installer	Drivetrain: Differential	Y	<a href="http://subaruretailersolutions.com/tools">http://subaruretailersolutions.com/tools</a>		Pinion Oil Seal Installer.	
<b>BODY</b>									
	J-50972	SOA321098	ADJUSTER, TORSION BAR	Body: General	Y	<a href="http://subaruretailersolutions.com/tools">http://subaruretailersolutions.com/tools</a>		Refer to Revised Trunk Springs and Mounting Bracket TSB 12-146-13	
NA	SOA321105	SOA321105	BRZ Window Glass Wrench	Body: General	Y	<a href="http://subaruretailersolutions.com/tools">http://subaruretailersolutions.com/tools</a>	N	Refer to TSB 12-180-15.	
NA	SOA801AT000		Sealant Adjustment Tool - All except Forester Front Doors	Body: General	N	SOA Parts Department	N	Used for accessory door edge guard installation. Available through SOA parts department.	
NA	SOA801AT010		Sealant Adjustment Tool - Forester Front Doors	Body: General	N	SOA Parts Department	N	Used for accessory door edge guard installation. Available through SOA parts department.	
	J-39401-B	SOA321042	SIR DEPLOYMENT FIXTURE	Body: Airbag	Y	<a href="http://subaruretailersolutions.com/tools">http://subaruretailersolutions.com/tools</a>	N	Refer to 17-09-04 Airbag Deployment Fixture Instruction Manual Supplement	
	J-39401-4	SOA321042	NUTS,6MM RECESSED	Body: Airbag	Y	<a href="http://subaruretailersolutions.com/tools">http://subaruretailersolutions.com/tools</a>	N	Refer to 17-09-04 Airbag Deployment Fixture Instruction Manual Supplement	


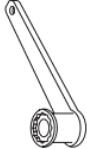



Continued...

Service Manual Tool Part Number	Special Service Tool Part Number	Kit Number Tool Released Under	Description	Repair Category	Essential (Y/N)	Source	Commercially Available / Alternate Source	Notes	Image
98399AG000 and 98399AG010	J-47673	SOA321045	WEIGHT TOOL, PASSENGER (SPECIAL TOOL WEIGHT A, SPECIAL TOOL WEIGHT B)	Body: Airbag	Y	<a href="http://subaruretailersolutions.com/tools">http://subaruretailersolutions.com/tools</a>	N	Used for system alibration of occupant detection system. Refer to: G2350BE 2005 Legacy & Outback Service Manual, MSA5P0402C 2005 New Model Update (Module 914), MSA5P0136C Supplemental Restraint System (SRS) (Module 604) (December 2014)	
NA	SOA635145	NA	REMOVAL TOOL	Body: Airbag	N	SOA Parts Department	N	FHI supplied tool. Refer to 07-116-16R Supplemental Service Procedure Information to be Used in Conjunction with Campaigns WQP-51, WQR-53R and TKA, B, C-16R. Removal Tool- For use on all models to assist with vent assembly removal and releasing the clock assembly wiring harness connector on 2005-2009MY Legacy / Outback	
NA	SOA635146	NA	RESIN BLOCK AND VELCRO STRAP / SPACER WITH BAND	Body: Airbag	N	SOA Parts Department	N	FHI supplied tool. Refer to 07-116-16R Supplemental Service Procedure Information to be Used in Conjunction with Campaigns WQP-51, WQR-53R and TKA, B, C-16R. Resin Block and Velcro Strap- For use on 2005-2009MY Legacy / Outback to support the right (passenger) side of the IP while removing and reinstalling the airbag module. Use the Velcro strap to help hold the block in position as necessary.	
98299FA030	98299FA030-1	NA	AIR BAG TEST HARNESS	Body: Airbag	Y	<a href="http://subaruretailersolutions.com/tools">http://subaruretailersolutions.com/tools</a>	N	8299FA030-1 is a direct supersession for 98299FA030	
NA	SOA635147	NA	TETHER CLIP RELEASE TOOL	Body: Airbag	N	SOA Parts Department	N	SOA supplied tool. Refer to Takata Front Passenger Airbag Inflator Replacement bulletins.	





Continued...

Service Manual Tool Part Number	Special Service Tool Part Number	Kit Number Tool Released Under	Description	Repair Category	Essential (Y/N)	Source	Commercially Available / Alternate Source	Notes	Image
87699AL00A	J-51661 Radar Reflector J-51662 Radar Reflector Stand (Base)	SOA321103	RADAR REFLECTOR	Body: Eyesight	Y	<a href="http://subaruretailersolutions.com/tools">http://subaruretailersolutions.com/tools</a>	N	Kit SOA321103 consists of J-51661 Radar Reflector J-51662 Radar Reflector Stand (Base)	
87699AL00A	J-51661	SOA321103	RADAR REFLECTOR	Body: Eyesight	Y	<a href="http://subaruretailersolutions.com/tools">http://subaruretailersolutions.com/tools</a>	N	Part of Radar Reflector Tool SOA321103. Refer to service manual.	
87699AL00A	J-51662	SOA321103	STAND, RADAR REFLECTOR	Body: Eyesight	Y	<a href="http://subaruretailersolutions.com/tools">http://subaruretailersolutions.com/tools</a>	N	Part of Radar Reflector Tool SOA321103. Refer to service manual.	
73499SJ000	NA	NA	ST Coupling Remover	Body: HVAC	N	<a href="http://subaruretailersolutions.com/tools">http://subaruretailersolutions.com/tools</a>	Y	Used to disconnect the connector for a quick joint type air conditioner piping.. Commercially available alternate tools include Fuel & AC Line Disconnect Set #16-6554	
87692VA000	96-0124 and SOA807001T	SOA321113	SONAR TOOL	Body: Reverse Automatic Braking	Y	<a href="http://subaruretailersolutions.com/tools">http://subaruretailersolutions.com/tools</a>	N	Refer to service manual.	
85009AL000	NA	NA	Reprogramming Tool	Body: Instrument Cluster	N	SOA Parts Department	N	Refer to Combination Meter Reprogramming WTW-82R	
<b>CHASSIS</b>									
NA	SOA635134	NA	WQK-47 Spray Gun (does not include nozzle)	Chassis: Brakes	N	SOA Parts Department		Refer to PRODUCT CAMPAIGN BULLETIN WQK-47 Brake Line Corrosion. Please contact the Parts Information Coordinators at (1-866-SUBARU2) 1-866-782-2782 for additional information.	

Continued...

Service Manual Tool Part Number	Special Service Tool Part Number	Kit Number Tool Released Under	Description	Repair Category	Essential (Y/N)	Source	Commercially Available / Alternate Source	Notes	Image
NA	SOA635135	NA	WQK-47 Nozzle	Chassis: Brakes	N	SOA Parts Department		Refer to PRODUCT CAMPAIGN BULLETIN WQK-47 Brake Line Corrosion. Please contact the Parts Information Coordinators at (1-866-SUBARU2) 1-866-782-2782 for additional information.	
	J-45697	SOA321032	HUB REMOVER/ REPLACER KIT	Chassis: Hubs	Y	<a href="http://subaruretailersolutions.com/tools">http://subaruretailersolutions.com/tools</a>	N	TechTIPS SEPTEMBER 2003, TSB 03-50-02R, Wheel Bearing Installation Guide MSA5P0401C	
34199AJ000	34199AJ060	NA	SPECIAL TOOL CPS / PAS Backlash Wrench	Chassis: Steering	Y	<a href="http://subaruretailersolutions.com/tools">http://subaruretailersolutions.com/tools</a>	N	34199AJ000 was replaced by 34199AJ050 which superseded to 34199AJ060. Refer to MSA5P1505C Noise, Vibration and Harshness and 05-48-10R Steering Wheel Vibration at Highway Speeds	
34199AJ030	NA	NA	SPECIAL TOOL EPS	Chassis: Steering	N			In service manual but not available. Used for adjusting the backlash of gearbox (Lock nut side). Used together with SPECIAL TOOL EPS (34199AJ040). 2015+ Legacy/Outback.	
34199AJ040	NA	NA	SPECIAL TOOL EPS	Chassis: Steering	N			In service manual but not available. Used for adjusting the backlash of gearbox. (Adjusting screw side). Used together with SPECIAL TOOL EPS (34199AJ030). 2015+ Legacy/Outback	
92571000	92571000-A	NA	POWER STEERING PRESSURE TESTER	Chassis: Steering	Y	<a href="http://subaruretailersolutions.com/tools">http://subaruretailersolutions.com/tools</a>		Used with adapter hose a 34099AC010 and adapter hose b 34099AC020	

Continued...

Service Manual Tool Part Number	Special Service Tool Part Number	Kit Number Tool Released Under	Description	Repair Category	Essential (Y/N)	Source	Commercially Available / Alternate Source	Notes	Image
	BTP40P	SOA321111	Torx Bit	Chassis: Steering	N	<a href="http://subaruretailersolutions.com/tools">http://subaruretailersolutions.com/tools</a>	Y	"SOA supplied one tool to each Retailer AT NO CHARGE to coincide with this bulletin 04-17-17R. Additional bits can be sourced (at user expense) from either Bosch or Matco using the BTP40P part number."	
NA	J-44369	SOA321001	REAR SUSP BUSHING KIT	Chassis: Suspension	Y	<a href="http://subaruretailersolutions.com/tools">http://subaruretailersolutions.com/tools</a>		No info	
NA	SOA635099	NA	WVX34 Punch Tester	Chassis: Suspension	N	SOA Parts Department	N	Refer to Front Lower Control Arm (Transverse Link) Corrosion WVX-34	
NA	SOA676009	NA	WVX34 Spray Gun Kit - complete	Chassis: Suspension	N	SOA Parts Department	N	Refer to Front Lower Control Arm (Transverse Link) Corrosion WVX-34	
NA	J-45295	SOA321047	TOOL, TPMS ACTIVATION	Chassis: Wheels and Tires	N	No Longer Available	Y	No info. See also J-51443.	
NA	J-51443	SOA321102	TPMS ACTIVATION	Chassis: Wheels and Tires	Y	No Longer Available	Y	Discontinued and replaced by VT36-002. Refer to MSA5P1926C 2015 Legacy and Outback New Technology Training (Module 926). Replaced J-45295-A / SOA321047. Also known as VT30.	
NA	VT36-0002	NA	TPMS ACTIVATION	Chassis: Wheels and Tires	Y	<a href="http://subaruretailersolutions.com/tools">http://subaruretailersolutions.com/tools</a>	Y	VT36 (Part number VT36-0002) replaces the discontinued J-51443 (VT30) unit.	