



TECHNICAL SERVICE BULLETIN

Console Media Bin Door Will Not Open Or Is Binding

18-2364
08 January 2019

Model:

Ford 2015-2019 F-150

Issue: Some 2015-2019 F-150 vehicles may exhibit a console media bin door that will not open or is binding. This may be due to the console media bin door inertia switch being stuck in the active position.

Action: Follow the Service Procedure steps to correct the condition.

Parts

Part Number	Description	Quantity
1504608	Console Media Bin - Refer To The Parts Catalog For The VIN Specific Application	1

Warranty Status: Eligible Under Provisions Of New Vehicle Limited Warranty Coverage Warranty/ESP coverage limits/policies/prior approvals are not altered by a TSB. Warranty/ESP coverage limits are determined by the identified causal part and verified using the OASIS part coverage tool.

Labor Times

Description	Operation No.	Time
2015-2019 F150: Inspect, Attempt To Repair And/Or Replace The Media Bin If Necessary (Do Not Use With Any Other Labor Operations)	182364A	0.3 Hrs.

Repair/Claim Coding

Causal Part:	1504608
Condition Code:	42

Tool List

Drive	Tool Name
1/4"	Power Tool
1/4"	7 mm Socket
	Flashlight
	Pocket Screwdriver
	Trim Tool

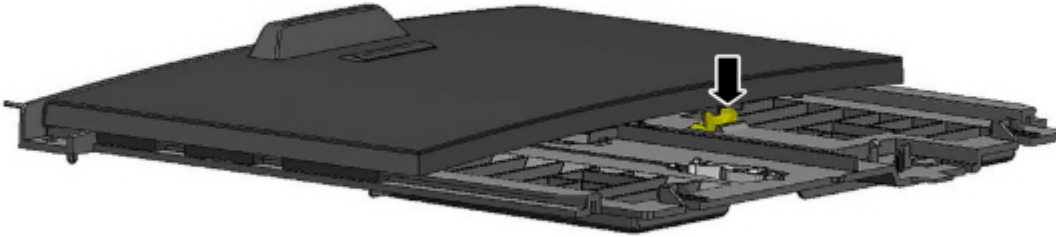
Service Procedure

- Is the console media bin door stuck in the closed position with no visible damage?
 - Yes - proceed to Step 2.
 - No - this article does not apply. Refer to the Workshop Manual (WSM), Section 501-12 for normal diagnostics.
- Remove the console upper finish panel. Refer to the WSM, Section 501-12.
- Remove the 2 cup holder screws and remove the cup holder.
- Remove the 2 media bin retaining screws and remove the media bin.
- Inspect the inertia switch. Is the inertia switch in the active position? (Figures 1 - 2)

(1). Yes - using a non-marring pry tool, push the inertia switch toward the front of the media bin into the inactive position. Proceed to Step 6. (Figures 3 - 4)


(2). No - proceed to Step 7.

Figure 1



E295693

Figure 2




E295694

Figure 3



E295695

Figure 4



E295696

6. Verify the operation of the console media bin door. Does the door open and close properly?
 - (1). Yes - reinstall the console media bin. To install, reverse the removal procedure. Repair is complete.
 - (2). No - proceed to Step 7.
7. Replace the console media bin assembly.

that could assist in proper vehicle service. The procedures should not be performed by "do-it-yourselfers". Do not assume that a condition described affects your car or truck. Contact a Ford or Lincoln dealership to determine whether the Bulletin applies to your vehicle. Warranty Policy and Extended Service Plan documentation determine Warranty and/or Extended Service Plan coverage unless stated otherwise in the TSB article. The information in this Technical Service Bulletin (TSB) was current at the time of printing. Ford Motor Company reserves the right to supersede this information with updates. The most recent information is available through Ford Motor Company's on-line technical resources.