



Preliminary Information

PIP5240E Mil On With DTC P0171 And / Or P1101

Models

| Brand: | Model: | Model Years: | VIN: | | Engine: | Transmissions: |
|-----------|--------|--------------|------|-----|------------------|----------------|
| | | | from | to | | |
| Buick | Encore | 2013 - 2018 | All | All | 1.4L (LUV) (LE2) | All |
| Chevrolet | Trax | 2013 - 2018 | All | All | 1.4L (LUV) (LE2) | All |

Supersession Statement

This PI was superseded to update Recommendation/Instructions. Please discard PIP524D

The following diagnosis might be helpful if the vehicle exhibits the symptom(s) described in this PI.

Condition / Concern



A technician may encounter a DTC P0171 And / Or P1101 set current or in history.

Recommendations / Instructions

If current SI diagnostics do not isolate the cause of the concern, inspect the Air Cleaner Housing for proper content as shown. If the air cleaner housing does not have the proper content for the engine application as shown, replace the Air Cleaner Housing with the latest part listed in the Electronic Parts Catalog.

NOTE: If the improper air cleaner housing cover is installed, then record the vehicle build date in VISS.

If the build date is 05-14-2018 or later, take a clear picture of the bar code on the air cleaner housing cover and attach to the warranty RO. (see pictures below)




If the vehicle is equipped with the proper content, refer to SI diagnostics.

- LE2 has both HCA and Diffuser



- LUV has ONLY HCA



Please follow this diagnostic or repair process thoroughly and complete each step. If the condition exhibited is resolved without completing every step, the remaining steps do not need to be performed.



© 2016 General Motors. All Rights Reserved.