



Service Bulletin

PRELIMINARY INFORMATION

Subject: Intermittent Service Power Steering Message Displayed on DIC, DTC C056D, C0475 or U0131 May Be Set

Models: 2013-2014 Buick LaCrosse
2014 Buick Regal
2014 Cadillac XTS
2014 Chevrolet Impala (VIN 1)
Equipped with Belt Drive Electronic Power Steering (RPO NJ2)

Attention: For Impalas, ensure the vehicle is NOT included in Product Safety Program #14330 before proceeding with this bulletin. This PI also applies to any of the above models that may be Middle East and Israel Export vehicles.

This PI has been revised to update the Models and the Recommendation/Instructions. Please discard PI1294.


Condition/Concern



Some customers may comment on a Service Power Steering message being displayed on the DIC after a cold start. This condition may be intermittent.

When checking the vehicle for DTCs, the power steering control module may report C056D 3C, C0475 00 or the BCM may report a U0131 set as current or in history.

Recommendation/Instructions

Perform the following steps.





1. Inspect the G111 ground (1) and the 100A F3UB fuse (2) (LaCrosse, Regal, Impala) or 80A F72UA fuse (3) (XTS) for proper connection. Ensure the ground is free of paint and both connections are tight.

Tighten:

- Tighten the G111 ground to 9 Y (80 lb in).
 - Tighten the F3UB fuse to 4.7 Y (42 lb in).
 - Tighten the F72UA fuse to 4.7 Y (42 lb in).
2. Fully charge the battery using the GR-8 Tool (EL-50313).
 3. Reprogram the power steering control module using the Service Programming System (SPS) with the latest calibrations available on TIS2WEB. Refer to the Power Steering Control Module Programming and Setup (NJ2) procedure in SI.

Note: There is no setup procedure needed after reprogramming.

Warranty Information

For vehicles repaired under warranty, use:

Labor Operation	Description	Labor Time
7480098*	Check EPS Power and Ground and Reprogram Power Steering Control Module with SPS	0.5 hr
*This is a unique Labor Operation for Bulletin use only. It will not be published in the Labor Time Guide.		

GM bulletins are intended for use by professional technicians, NOT a "do-it-yourselfer". They are written to inform these technicians of conditions that may occur on some vehicles, or to provide information that could assist in the proper service of a vehicle. Properly trained technicians have the equipment, tools, safety instructions, and know-how to do a job properly and safely. If a condition is described, DO NOT assume that the bulletin applies to your vehicle, or that your vehicle will have that condition. See your GM dealer for information on whether your vehicle may benefit from the information.



WE SUPPORT VOLUNTARY TECHNICIAN CERTIFICATION