



Service Bulletin

PRELIMINARY INFORMATION

Subject: Front Floor Carpet Wet

Models: 2015 Chevrolet Silverado 1500
2015 GMC Sierra 1500
Built after 3/1/2015

This PI was superseded to update Recommendation/Instructions. Please discard PIT5433.


The following diagnosis might be helpful if the vehicle exhibits the symptom(s) described in this PI.

Condition/Concern

Some customers may comment the left or right front floor carpet is wet.


Recommendation/Instructions



Pull back carpet on affected side (left or right) at kick panel and water test. If the leak is found to be coming from the seam (1) at the front kick panel (right side shown below - left side similar) it will be necessary to remove the front fender to gain access to the vertical cowl seam (2) that is leaking.





To repair, apply clear flowable seam sealer to the cowl seam (3) and into the pocket (4 & 5) as shown below (right side shown below - left side similar).





Parts Information

Part Number	Description	Quantity/Vehicle
P10200 (Obtain from Kent Automotive*)	HIGH-TECH™ CLEAR SEAM SEALER (5 OZ. Tube)	1 Application Per Tube (Submit in Net Item)

* Contact Kent Automotive at 1-888-937-5368 or www.kent-automotive.com. Do not order from GMCCA.

Warranty Information

For vehicles repaired under warranty use:

Labor Operation	Description	Labor Time
2080558*	Seal Cowl Body Seam and Water Test	2.5 hr
* This is an unique labor operation for bulletin use only.		

Please follow this diagnostic or repair process thoroughly and complete each step. If the condition exhibited is resolved without completing every step, the remaining steps do not need to be performed.

GM bulletins are intended for use by professional technicians, NOT a "do-it-yourselfer". They are written to inform these technicians of conditions that may occur on some vehicles, or to provide information that could assist in the proper service of a vehicle. Properly trained technicians have the equipment, tools, safety instructions, and know-how to do a job properly and safely. If a condition is described, DO NOT assume that the bulletin applies to your vehicle, or that your vehicle will have that condition. See your GM dealer for information on whether your vehicle may benefit from the information.



WE SUPPORT VOLUNTARY TECHNICIAN CERTIFICATION