



To All Lamborghini Dealers and Licensed Service Point
From Customer Service Department
Subject Engine crankshaft pulley replacement
Group 824.1.05
Date 09.04.2008
Pages 5

Subject

Engine crankshaft pulley replacement.

Automobili
Lamborghini S.p.A.

Model

All Murcielago LP 640 Coupè and Roadsters from VIN B71805 to VIN B83089.

Attention: as not all cars from this VIN range are affected, please carefully check on the Lamborghini Web-portal to verify the VIN-Info and if the car is affected by this service campaign before the start of any activity.

Information to the field

As a result of the Factory's continuing quality assurance programs, the possibility exists that a small group of engine crankshaft pulleys may not be within dynamic balance tolerances. This could cause unnecessary vibration during driving.

In case you have an involved vehicle in the workshop Lamborghini recommends to replace the pulley.

This rework action must be also performed on all cars in your stock.

Field solution

Follow the instructions in this document for the assembly of the new engine crankshaft pulley.



Spare parts

One complete kit is necessary per vehicle, part number: 0R1470158 which is available through our spare parts department. Each kit contains the following:

ITEMS TYPE	NOTE	PART NUMBER	AMOUNT
PULLEY	-	07M105255D	1
GASKET OF THE OIL FILTER HOUSING	-	WHT003063	1
GASKET OF THE OIL FILTER HOUSING	-	WHT003064	1

Warranty Claim data

The warranty reimbursement request for this rework action will be managed by the following standard Warranty Claim procedure.

Campaign Code: L824-A.02.08 (Coupè) / L825-A.02.08 (Roadster)
Campaign Description: Engine crankshaft pulley replacement
Cost Code: 50
Component Code: CCA0208
Trouble Code: 220
Labour Code: CCA0208100
Labour Time: 2 h

Remember to fill all data in the section “Service and Recall Campaign” in the Warranty booklet of the car as shown below.


Automobili Lamborghini S.p.A.			
Campagne service assistenza e campagne di richiamo / Service-und Rückrufaktion / Service and Recall Campaign			
Service et campagne de rappel / Campaña de Servicio y Llamada a Taller			
Service/Service Service/Service Servizio	<input type="checkbox"/>	Richiamo/Rückruf Recall/Rappel Llamada a Taller	<input type="checkbox"/>
Numero/Nummer Number/Numéro Número	<input type="text"/>	<input type="text"/>	<input type="text"/>
Data/Datum/Date/Date/Fecha	<input type="text"/>	<input type="text"/>	<input type="text"/>
Data riparazione/Reparaturdatum Repair Data/Date de réparation Fecha reparación	<input type="text"/>	<input type="text"/>	<input type="text"/>
Eseguito dal Concessionario / Ausgeführt von der Vertragswerkstatt / Done by the Dealer Effectué par le concessionnaire / Efectuado por el Concesionario			
Firma / Unterschrift / Signature / Signature / Firma			
Service/Service Service/Service Servizio	<input type="checkbox"/>	Richiamo/Rückruf Recall/Rappel Llamada a Taller	<input type="checkbox"/>
Numero/Nummer Number/Numéro Número	<input type="text"/>	<input type="text"/>	<input type="text"/>
Data/Datum/Date/Date/Fecha	<input type="text"/>	<input type="text"/>	<input type="text"/>
Data riparazione/Reparaturdatum Repair Data/Date de réparation Fecha reparación	<input type="text"/>	<input type="text"/>	<input type="text"/>
Eseguito dal Concessionario / Ausgeführt von der Vertragswerkstatt / Done by the Dealer Effectué par le concessionnaire / Efectuado por el Concesionario			
Firma / Unterschrift / Signature / Signature / Firma			

The information and procedures published below are strictly confidential and intended exclusively for individuals. All copyrights are reserved by Automobili Lamborghini S.p.A. based on copyright law. The company reserves the right to make updates and modifications. The reprinting, reproduction, forwarding to unauthorized people and/or to third parties and partial or entire translation thereof are prohibited without written authorization from Automobili Lamborghini S.p.A.




Workshop instructions

- 1.1 Loosen the transmission belt (1-Pict.1) concern the engine accessories; use a key (2-Pict.1) to let off the spring of the guide pulley (3-Pict.1); move the belt off the pulley side (see also workshop manual instructions 01 01 03).




- 1.2 Remove the rear left drive shaft heater protection (1-Pict.2).




The information published below is strictly confidential and intended exclusively for authorized operators and individuals. All copyrights are the property of Automobili Lamborghini S.p.A based on copyright law. The company reserves the right to make updates and modifications. The reprinting, reproduction, forwarding to unauthorized people and/or to third parties and partial or entire translation thereof are prohibited without written authorization from Automobili Lamborghini S.p.A.

- 1.3** Remove the oil filter housing (1-Pict.3) with the oil filter attached then remove the engine crankshaft pulley (2-Pict.3).



- 1.4** Install the new engine crankshaft pulley (p/n 07M105255D) in the same position of old engine crankshaft pulley; tightening torque 145 Nm.
- 1.5** Replace the two o-rings (p/n WHT003063) (1-Pict.4) (p/n WHT003064) (2-Pict.4) (p/n WHT003064) on the oil filter housing.





- 1.6** Install the oil filter housing (1-Pict.3); tightening torque 30 Nm.

- 1.7** Reassemble the rear left drive shaft heater protection (1-Pict.2); tightening torque 30 Nm.

- 1.8** Reinstall the accessories drive belt, as shown in picture 1 (see also workshop manual instructions 01 01 05).

Your Area Manager is at full disposal for further information.

Best regards

Customer Service