

L83X-
A.12.14

To: Official After Sales Network
Subject: Wheel housing rework.
Date: 01st/08/2014
Pages 4



Subject
Wheel housing rework.

Model
All Lamborghini Model Aventador Coupé and Roadster MY 12, 13 and 14 from VIN ELA00091 to VIN ELA02597.

Warning: some vehicles included in this VIN range may not be involved, so check carefully on the Lamborghini WEB Portal (at the section named VIN Info) if the cars in your workshop or in your dealer stock are involved before performing any other operation.

Information to the field

As a result of continuous product monitoring, Automobili Lamborghini Spa has found that on some vehicles rear wheel houses may become distorted due to high temperature.

Field solution

Rework both rear wheel housings.

Warranty Claim data

The warranty reimbursement request for this rework action will be managed by the following standard Warranty Claim procedures.

Campaign Code: L83X-A.12.14
Campaign Des.: Wheel housing rework.
Cost code: 50
Component code: CCA1214
Trouble code: 220
Labor code: CCA1214100
Labor Time: 1

Remember to fill all data in the section “Service and Recall Campaign” in the Warranty booklet of the vehicle as shown below.

Necessary material

Mini drill with 38 mm cutting disc, as shown in the picture below.



WARNING

While working, it is mandatory to wear for safety reason protective goggle and antidust mask.

Rev.01

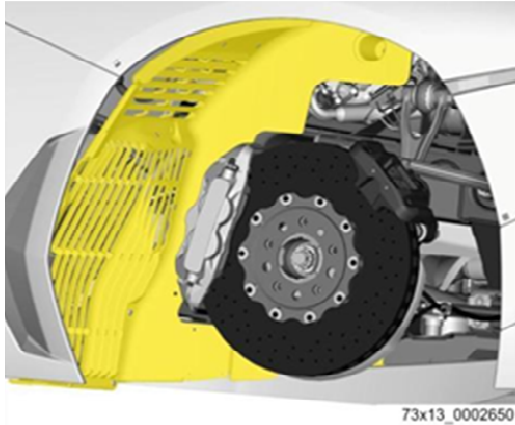
The information and procedures published below are strictly confidential and intended exclusively for authorized operators and individuals. All copyrights are the property of Automobili Lamborghini S.p.A based on copyright law. The company reserves the right to make updates and modifications. The reprinting, reproduction, forwarding to unauthorized people and/or to third parties and partial or entire translation thereof are prohibited without written authorization from Automobili Lamborghini S.p.A.

doc. nr: L/V6_M06 Rev.[02]

1/4



Working area identification.



surface which needs to be reworked can be detected by mean of a visual inspection: check in the pictures below the area circled in red.

Left rear wheel housing (p/n 470810981B).



Right rear wheel housing (p/n 470810982B).

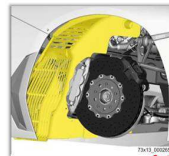


Instructions

- 1) In order to ease surface identification it has been enclosed a PDF file that once stamped and cut out will provide you a pattern to be superimposed on wheelhouse that will allow you to find portion to be cut away.

To be printed in A4 format sheet.

Lamborghini Aventador 834/835
Cutting Shapes for rear wheel housing rework
470810982B & 470810981B




Cut out the two shapes and use them as pattern to mark wheel housing portions to be removed from left and right sides. Refer to instructions detailed in technical bulletin nr L83X-A.12.14.




- 2) Remove both rear wheel housing panels, left and right, as reported in workshop manual



(08-bodywork, mud fender/ wheel housing/Disassembly/Assembly).




3) Detect surface by superimposing pattern.



4) Align pattern to wheel housing borders and with a marker pen delimitate the portion to be cut away.





5) Take pattern off and check if component is properly marked.





- 6) install a cutting disc on mini drill then cut the yellow crossed area away.



- 7) Repeat same operation on the remaining wheel housing.
- 8) Refit both wheel housings following instructions reported in workshop manual (08-bodywork, mud fender/ wheel housing/Disassembly/Assembly).
- 9) Check on both vehicle sides that there is a sufficient clearance between wheel housing panel and cooling hoses, near cooler.

Left side:



Right side: