

Audio improvements

Storing presets



When playing FM, AM, or SiriusXM® radio, tune to stations directly from the ODMD preset screen.

Song information



Artist and track information is viewable, when available, on both the main ODMD screen and preset screen.

Play modes



Basic audio functions (such as scan, random, repeat, sound settings, etc.) can be selected from the main ODMD screen.

Audio source customization



Customize audio sources on the ODMD screen in the order you want using the Edit Order option in the Audio Source screen.

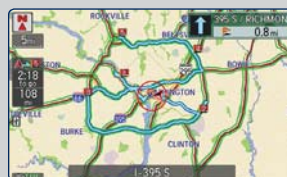
Navigation improvements

Full address entry by voice



From the voice portal, you can say the full destination address. Press the Talk button, say "Address," and follow the prompts.

Traffic



Free-flow traffic is a brighter green, which is easier to see on the map.




Press the Talk button and say "Display traffic" to show traffic incidents in the area.




From the map menu, you can use the interface dial to display or hide traffic flow on the map.

Guidance volume adjustment



Adjust the guidance volume during guidance using the steering wheel volume dial or audio volume knob.

Address book/place category scrolling



Use the interface dial to scroll through your address book or a listing of place categories while driving.

Phone improvements

Phone pairing help



Helpful prompts appear during the phone pairing process.

Call option scrolling



Use the interface dial to scroll through and select numbers in your phonebook, call history, and speed dial list while driving.

Additional improvements

Voice recognition settings



Voice recognition settings are easier to find under the System Settings option.