



## Rear Doors Are Hard to Open

### SYMPTOM

One or both rear doors are difficult to open. The door handle needs to be lifted abnormally high to release the latch.

### PROBABLE CAUSE

The rear outer handle rods are misadjusted.

### CORRECTIVE ACTION

Adjust the appropriate rear outer handle rod.

### WARRANTY CLAIM INFORMATION

**In warranty:** The normal warranty applies.

Operation Number: 818306

Flat Rate Time: 0.4 hour – one door

Failed Part: P/N 75411-634-000  
H/C 0564898

Defect Code: 074

Contention Code: B99

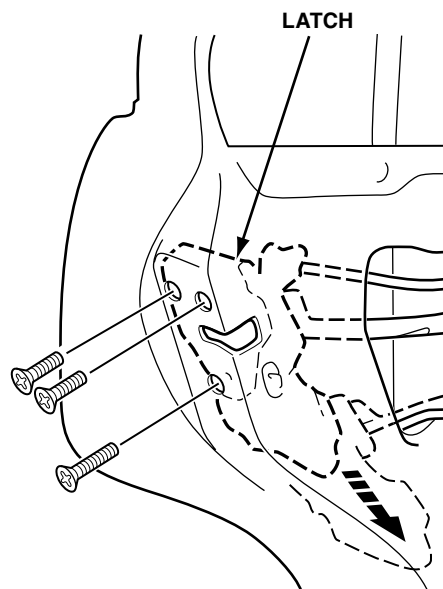
Template ID: 00-013A

Skill Level: Repair Technician

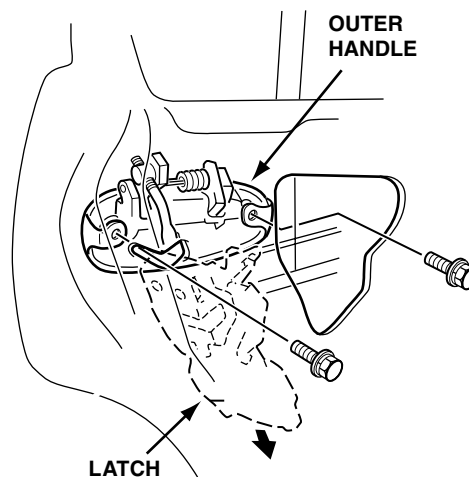
### REPAIR PROCEDURE

1. Remove the rear door panel and pull the plastic cover down to access the door handle.

2. Remove the three latch mounting screws.

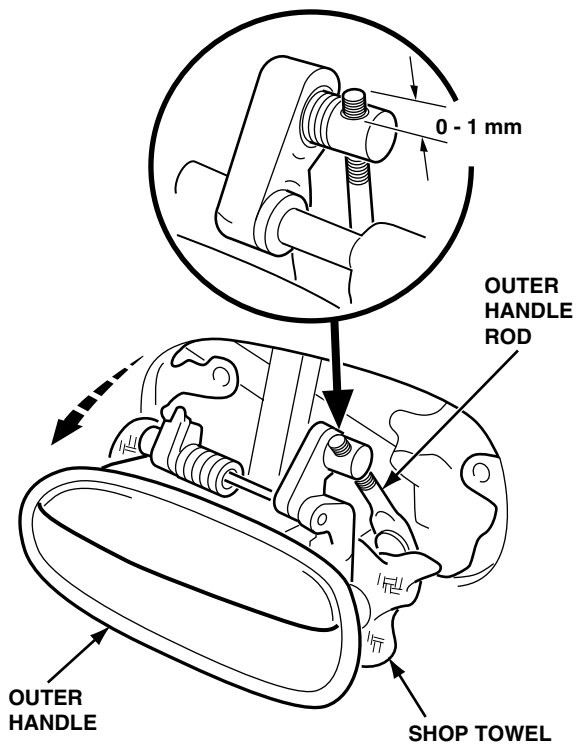


3. Pull the latch assembly down, and remove the door handle mounting bolts.



4. Pull the outer handle away from the door. Do not disconnect the outer handle rod. Place a shop towel in the door handle opening to protect the door from getting scratched.
5. Turn the outer handle assembly counterclockwise to adjust the outer handle rod. The end of the rod

should be flush with the joint or no more than 1 mm beyond it.



6. Reinstall the outer door handle. Torque the door handle mounting bolts to 9.8 N·m (7.2 lb-ft).
7. Reinstall the door latch assembly. Torque the latch mounting screws to 6.0 N·m (4.0 lb-ft).
8. Reinstall the plastic cover and the door panel.
9. Open and close the door several times to make sure it opens normally.