

NUMBER: 23-037-15

GROUP: Body

DATE: October 14, 2015

This bulletin is supplied as technical information only and is not an authorization for repair. No part of this publication may be reproduced, stored in a retrieval system, or transmitted, in any form or by any means, electronic, mechanical, photocopying, or otherwise, without written permission of FCA US LLC.

THIS BULLETIN SUPERSEDES SERVICE BULLETIN 23-014-06, DATED MARCH 08, 2006, WHICH SHOULD BE REMOVED FROM YOUR FILES. ALL REVISIONS ARE HIGHLIGHTED WITH **ASTERISKS**** AND INCLUDES ALL FCA VEHICLES, NOTE AND SYMPTOM/CONDITIONS.**

SUBJECT:

Windshield Wiper Blade/Element Maintenance

MODELS:

All All All ****FCA**** Group Vehicles

NOTE: **Life expectancy of wiper blades varies depending on geographical area and frequency of use. Poor performance of blades may be present with chattering, marks, water lines or wet spots. If any of these conditions are present, clean the wiper blades or replace as necessary.******

DISCUSSION:

Windshield wiper blades/elements are frequently replaced unnecessarily. Because of the environmental conditions vehicles can be operated in, a film can build up on both the windshield and the windshield wiper elements that will cause poor cleaning/streaking of the windshield, and in some instances, a chattering condition as the wipers blades travel across the windshield.

Replacement of the wiper blades/elements is normally NOT required to correct streaking issues. A simple NORMAL MAINTENANCE cleaning of the wiper blades/elements and windshield is all that is required.

If the wipe pattern appears to be streaky or if there is chatter and no damage to the wiper blades/elements is obvious, the following steps should be performed:

1. Use a soft cloth or sponge & squeegee and MOPAR Windshield Washer Solvent (p/n 04318067AB, 16 Oz. bottle or p/n 04318068AB, 32 Oz. bottle), MOPAR Glass Cleaner (p/n 04897623AB, 16 Oz. bottle) or a solution of 50/50 alcohol and water, to wash the windshield.
2. Raise the wiper blades off the glass and clean the wiper blade elements (rubber insert) with MOPAR Windshield Washer Solvent or a solution of 50/50 alcohol and water and a soft cloth, paper towel or sponge.

- Return the wiper blades to their normal operating position and function the washer system. If the wiper blades/elements are not streaking the windshield or chattering, replacing the blade assembly(ies) is not necessary. If the wipe pattern is still objectionable, repeat step 2 several times. If the wipe pattern is still objectionable, replace the wiper blades/elements.

****SYMPTOM/CONDITION:**

Some vehicle wiper blades may have not been maintained properly over time and present the following conditions:

Streaking (1) of the wiper blade on the windshield (Fig. 1).




Fig. 1 Streaking wiper blade

Contamination (2) of foreign matter on the wiper blade (Fig. 2).




Fig. 2 Contamination on wiper blade

Dry or cracked (3) wiper blades due to weather conditions or ice scrapers (Fig. 3).




Fig. 3 Cracked wiper blade

Wiper blades should be inspected, properly cleaned or replaced with regular vehicle maintenance or as needed.**

POLICY:
Information Only