



GROUP
CHA

MODEL
2015MY
Sedona (YP)

NUMBER
053 (REV 1, 04/07/2015)

DATE
March 2015

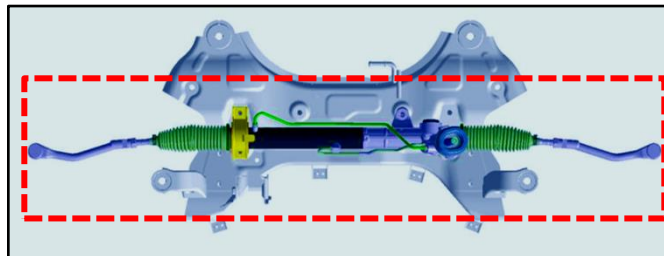
TECHNICAL SERVICE BULLETIN

SUBJECT: SERVICE ACTION: HYDRAULIC STEERING RACK INSPECTION AND/OR REPLACEMENT (SA182)

* NOTICE

This bulletin has been revised to include additional information. New/revised sections of this bulletin are indicated by a black bar in the margin area.

This bulletin provides the procedure for inspecting and/or replacing the steering rack of some 2015MY Sedona (YP) vehicles, produced from December 3, 2014 through December 31, 2014, which may experience a reduced amount of assist from the steering rack while driving or an oil leak emanating from the steering rack. To correct and/or prevent this concern, inspect the steering rack and, if necessary, replace with a new one by referring to the applicable Workshop Manual on KGIS. Kia is requesting the completion of this Service Action on all affected vehicles in dealer stock, prior to delivery. Before conducting the procedure, verify the vehicle is included in the list of affected VINs.



* NOTICE

A Service Action is a repair program without customer notification that is performed during the warranty period. Any dealer requesting to perform this repair outside the warranty period will require DPSM approval.

Repair status for a VIN is provided on WebDCS (Service> Warranty Coverage> Warranty Coverage Inquiry> Campaign Information). Not completed Recall / Service Action reports are available on WebDCS (Consumer Affairs> Not Completed Recall> Recall VIN> Select Report), which includes a list of affected vehicles.

This issue number is SA182

File Under: Chassis

Circulate To: General Manager Service Manager Parts Manager
 Service Advisors Technicians Body Shop Manager Fleet Repair

SUBJECT: SERVICE ACTION: HYDRAULIC STEERING RACK INSPECTION AND/OR REPLACEMENT (SA182)


Inspection Procedure:

1. Place the vehicle on the lift.



2. Locate the date code on the hydraulic steering rack. **NOTE: Refer to the table shown below to accurately read the date code information.**

Reading the Date Code on the Steering Rack
4 J 1 7 (dots)

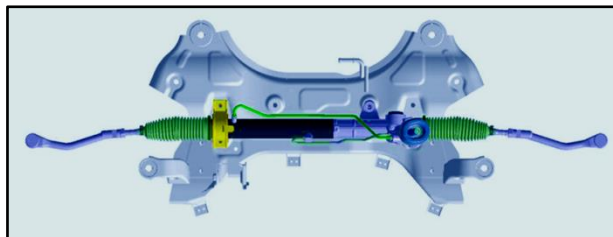
A diagram showing a circular date code stamp on a steering rack. The stamp is divided into seven segments, numbered 1 through 7. Segment 1 contains the letter 'A', segment 2 contains '4', segment 3 contains 'J', segment 4 contains '1', segment 5 contains '7', segment 6 contains a dot, and segment 7 contains a dot. Below the diagram is a circular legend with the same seven segments, each containing a number from 1 to 7. The letters 'A' and 'J' are also present in the legend, corresponding to segments 1 and 3 respectively. An arrow points from the legend to the actual stamp image above it.

A close-up photograph of a steering rack date code stamp. The stamp is circular and divided into seven segments. The segments contain the following characters: 1 (A), 2 (4), 3 (J), 4 (1), 5 (7), 6 (.), and 7 (.). A red dashed circle highlights the stamp, and a white arrow points from a box below to the stamp. The box contains the text "Different Date Code".

3. If the rack date code matches 4 J 1 7 (dots), replace the rack with an improved part. Proceed to the Service Procedure on Page 3.
4. If the date code is different than 4 J 1 7 (dots), do NOT replace the rack. No further action is required.

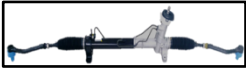


**SUBJECT: SERVICE ACTION: HYDRAULIC STEERING RACK INSPECTION
AND/OR REPLACEMENT (SA182)****Service Procedure:**

1. Replace the power steering gear box with an improved one by referring to “Steering System → Hydraulic Power Steering System → Power Steering Gear Box” chapter in the applicable Workshop Manual on KGIS.
2. Perform a front end wheel alignment by referring to “Steering System → Front Suspension System → Front Alignment → Repair procedures” chapter in the applicable Workshop Manual on KGIS.



SUBJECT: SERVICE ACTION: HYDRAULIC STEERING RACK INSPECTION AND/OR REPLACEMENT (SA182)

REQUIRED PARTS:

Part Name	Part Number	Qty.	Dimensions	Figure
Hydraulic Steering Rack	57700 A9100	1	N/A	
U-Joint Connecting Bolt	56415 1M000	1	N/A	
Roll Rod Stop Bolt	21920 2T000	1	M12 x 1.25" x 3.95"	

AFFECTED VEHICLE RANGE:

Model	Production Date Range
Sedona (YP)	From December 3, 2014 through December 31, 2014

SERVICE ACTION CLAIM INFORMATION:

Claim Type	Causal P/N	Qty.	N Code	C Code	Repair Description	Labor Op Code	Op Time	Replacement P/N	Qty.
V	57700 A9100	0	N99	C99	(SA 182) Steering Rack Inspection	150012R0	0.3 M/H	N/A	0
					(SA 182) Steering Rack Replacement	150015R0*	2.8 M/H	57700 A9100	1
								56415 1M000	1
								21920 2T000	1

*Op Code includes alignment operation time

Note: Use sublet code X1 for reimbursement of Power Steering Fluid (\$8.80 maximum).

*** NOTICE**

VIN inquiry data for this repair is provided for tracking purposes only. Kia retailers should reference SA182 when accessing the WebDCS system.