



GROUP
Engine

MODEL
Sportage (KM)

NUMBER
032

DATE
June 2007

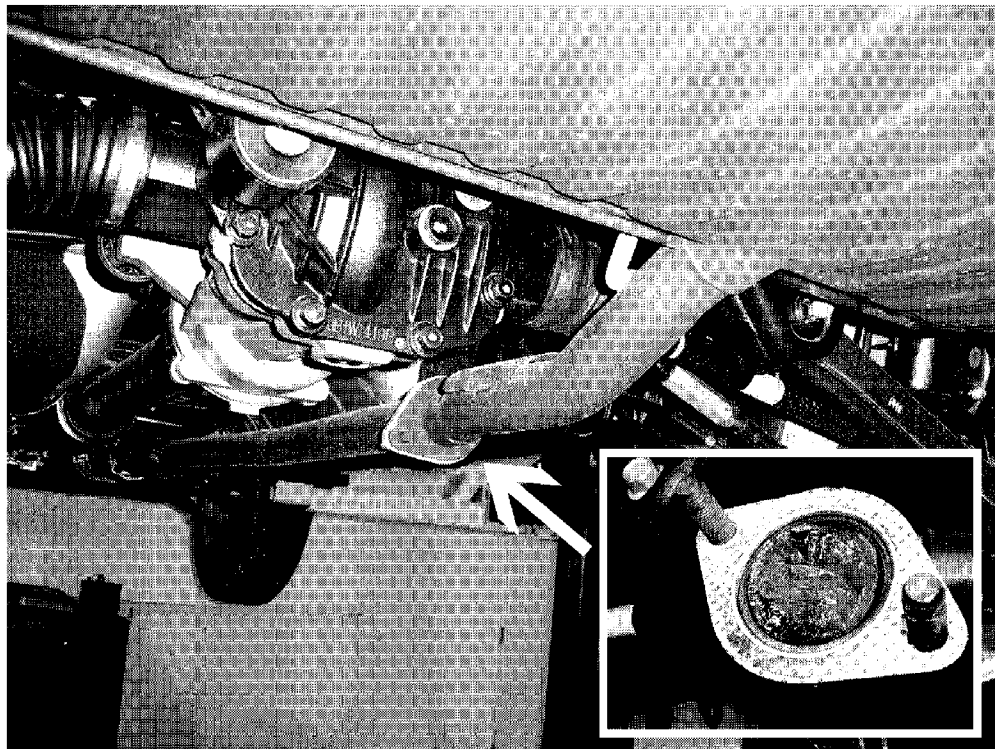
TECHNICAL SERVICE BULLETIN

SUBJECT:

SPORTAGE MUFFLER PIPE DRAIN

This bulletin provides information related to a reported no-start condition after parking overnight in areas where the temperature is below freezing. Some Sportage (KM) models produced from 10-28-2004 may experience a no-start condition in very cold climates because of an exhaust system restriction due to ice accumulation in the low area of the muffler pipe assembly.

Follow these guidelines to drill the proper size and position hole in the pipe to allow the condensation / water to drain from the muffler pipe assembly to prevent build-up and freezing.



Shown in photo is ice accumulation in the muffler assembly exhaust pipe.

File Under: <Engine>


Circulate To: ☒ General Manager ☒ Service Manager ☒ Parts Manager
☒ Service Advisor(s) ☒ Technician(s) ☒ Body Shop Manager ☒ Fleet Repair

SUBJECT:

SPORTAGE MUFLER PIPE DRAIN

Inspection/Repair Procedure:

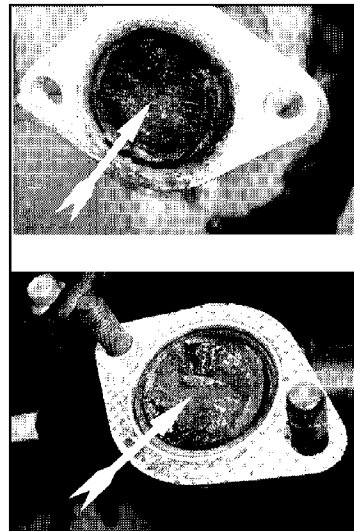
1. Raise and properly support the vehicle.
2. Remove the four (4) center muffler pipe retaining nuts and remove the pipe and muffler from the vehicle.



3. Inspect the exhaust pipe and muffler for ice accumulation.

*NOTICE


If the exhaust pipe is blocked by ice, remove ice prior to drilling a drain hole in the main muffler pipe.



4. Measure and drill a 3mm hole on the bottom side of the main muffler pipe as shown.

*NOTICE


Muffler pipes may be oval or round in configuration; the distance measurement shown is the same for both types.



SUBJECT:**SPORTAGE MUFFLER PIPE DRAIN**

5. Install muffler assembly and intermediate pipe as required using new exhaust pipe gaskets. Tighten exhaust system retaining nuts to 30~44 lbs. ft. (40~60 Nm).

6. Repair is complete, lower vehicle from service lift.

**PARTS INFORMATION:**

PART NAME	PART NUMBER	QTY
Gasket	28764 28020	2

WARRANTY CLAIM INFORMATION:

Claim Type	Causal P/N	Qty.	N Code	C Code	Repair Description	Labor Op Code	Time	Related Parts	Qty.
W	28700 1F151 (2.0L) 28700 1F401 (2.7L)	0	N01	C01	Install drain hole in main muffler pipe	28700F00	0.4	28764 28020	2