



To All Lamborghini Dealers and Licensed Service Point
From Customer Service Department
Subject Sunglass box cover mechanism rework
Group 147.8.17
Attachments -
Date 20.01.2006
Pages 8

Automobili
Lamborghini
S.p.A.

Subject

Sunglass box cover mechanism rework

Model / VIN-Range

Murciélago coupè (L147) models until VIN 1656

Information to the field

In case you have problems with the functioning of the opening mechanism of the sun glass box cover of a Murciélago coupe, please use this procedure to rework.

Field solution

Rework the sunglass box cover opening mechanism

Spare Parts

Kit p.n. 0R1470011, available at Lamborghini Spare Parts, including:

- 1 fixing hook – p.n. 410867646
- 2 bolts – p.n. N 0150825
- 1 clamp – p.n. 893971850C



Warranty Claim data

You may find on Lamborghini Web Portal in the Warranty section “Available campaigns”.

Campaign Code:	L147-T.01.06
Bulletin Description:	Sunglass box cover mechanism rework
Cost Code:	55
Component Code:	T0106
Trouble Code:	220
Labour code:	T0106100
Labour Time:	0,75h (including: flat rate for ceiling lamp housing disassembling/assembling 0,5h + mechanism rework time 0,25h)

Your Area Manager is at your full disposal for further information.

Best regards

Customer Service



Necessary material

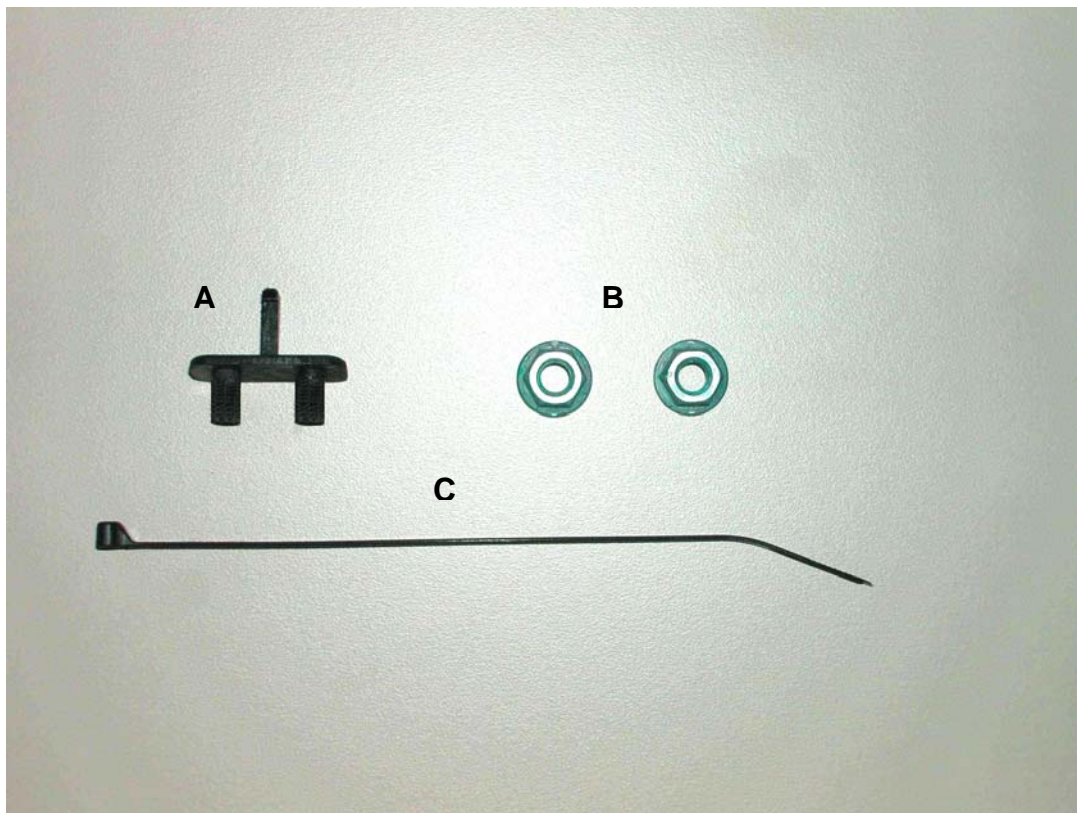
Kit p.n. 0R1470011, including:

A: 1 fixing hook – p.n. 410867646

B: 2 bolts – p.n. N 0150825

C: 1 clamp – p.n. 893971850C

- File
- Loctite 406 glue



The information and procedures published below are strictly confidential and intended exclusively for authorized operators and individuals. All copyrights are the property of Automobili Lamborghini S.p.A based on copyright law. The company reserves the right to make updates and modifications. The reprinting, reproduction, forwarding to unauthorized people and/or to third parties and partial or entire translation thereof are prohibited without written authorization from Automobili Lamborghini S.p.A.



Description of operations


- 1.1 Adopt all precautions to prevent car damages and to work safe.
- 1.2 Remove the sunglass box
- 1.3 Remove from the sunglass box the protection covering the opening mechanism. Take care not to damage the protection, you must reassemble it after the rework.



Picture 1



1.4 Check if both two pins stick out correctly from the two brackets (pic.1-2).



Picture 2

1.5 If the pins don't stick out correctly, adjust the position of the pins and bend the brackets slightly to allow the pins sticking out (pic.3). Both the pins must stick out from the brackets to have a correct functioning of the box.



Picture 3

The information and procedures published below are strictly confidential and intended exclusively for authorized operators and individuals. All copyrights are the property of Automobili Lamborghini S.p.A based on copyright law. The company reserves the right to make updates and modifications. The reprinting, reproduction, forwarding to unauthorized people and/or to third parties and partial or entire translation thereof are prohibited without written authorization from Automobili Lamborghini S.p.A.



1.6 Cut a piece of the clamp p.n. 893971850C (about 30 mm) and bend it using pliers.




Picture 4

1.7 Keeping the piece of clamp bent like shown in picture 4, apply Loctite 406 glue (external and internal surfaces), insert the clamp on one of the pins (picture 5) and cut off the extra piece of the part (picture 6).




Picture 5



Picture 6

1.8 Repeat operations 1.6 -1.7 on the other pin.


1.9 Remove the fixing hook from the sunglass box.



Picture 7



1.10 File the new hook upper side edges (p.n. 0078008259).



Picture 8

1.11 Assemble the new hook on the box using bolts p.n. N 0150825 (the bolts will easily self-thread the hook plastic pins). Tighten very carefully the bolts, just enough to fix the hook, in order to avoid damaging the hook pins.



Picture 9

1.12 Now you can fix the protection cover in the original position and reassemble the sun-glass box cover on the car.

The information and procedures published below are strictly confidential and intended exclusively for authorized operators and individuals. All copyrights are the property of Automobili Lamborghini S.p.A based on copyright law. The company reserves the right to make updates and modifications. The reprinting, reproduction, forwarding to unauthorized people and/or to third parties and partial or entire translation thereof are prohibited without written authorization from Automobili Lamborghini S.p.A.