



To all Lamborghini Dealers and Authorised Service Points
From After Sales Service
Pages 1+2
Object Technical Bulletin ref.:CT.03.04
Service 2500 km (Coupon A) or 12000 km-
Lamborghini Gallardo L140
Group 140.00.00.00.04.AditionalCheck.GB
Date 31.05.2004

Automobili
Lamborghini S.p.A.

Dear Sir or Madame,

Aiming to keep high the quality standards of vehicles, be informed that we have recently introduced a new operation in the 2500 km free service checklist.

It has to be performed at 2500 km Service , or at next (12000 km) in case the vehicle has driven more than 2500 km.

Any VIN between _____4LA01204 and _____4LA01500 requires the following additional procedure to be performed:

1. Remove the ignition coil
2. Check that ignition coil is in good order (and not supplied with an additional ring)
3. Fit the additional gasket p/n 0011015742 as shown on picture (a)
4. The gasket has a cut surface, this side must be downfaced towards the coil (see note on picture a)
5. Push the gasket, making sure it is perfectly close-fit (figure a)
6. Spray the special fluid for the cleaning of electrical contacts as shown in picture (b-1). We suggest you to use CRC 6-66 Lamborghini code 008970129.
7. Lubricate with vaseline the ignition coil housing (figure b-2)
8. Reassemble the ignition coil making sure it is properly fit in its housing as shown in picture c-1 and c-2.

ATTENTION: The correct ignition coil fitting can be verified by checking the measure as shown in picture d.


Gaskets p/n 0011015742 are already available and can be ordered at our Spare Parts Department.

Your Area Manager is at full disposal for further information you might need.


Yours faithfully

Michele Capelli
Service Manager


Via Modena,12
I-40019 Sant'Agata
Bolognese
Tel +39 051 6817 652
Fax +39 051-6817 73




Picture (a)



Picture (b-1/d-2)



Picture (c-1/c-2)



X = 25,5 mm
+/- 1,5 mm

Picture (d)