



SI M65 07 16
Audio, Navigation, Monitors, Alarms, SRS

July 2016
Technical Service

RECALL 16VXXX: HEAD PROTECTION SYSTEM

This Service Information bulletin supersedes SI M65 07 16 **dated July 2016.**

MODEL

F54 MINI Clubman

SITUATION

A Recall has been issued on MINI Clubman produced from July 1, 2015 through July 14, 2016.

The head airbag (side airbag curtain) may not deploy properly in a side crash.



Warning: Please be reminded that it is a violation of federal law (The Safety Act) for you to sell, lease or deliver any (F54) MINI Clubman covered by this stop sale until the repair to the side airbag curtain has been performed

This means you **may not** legally deliver any new (F54) MINI Clubman to a consumer until the recall is performed.

You also **may not** sell or use any side airbag curtains for the (F54) MINI Clubman in your parts inventory.



Note: Substantial civil penalties apply to violations of the Safety Act.

Also, you **should not** sell, lease or deliver any Certified Pre-Owned or used (F54) MINI Clubman subject to this delivery stop until the recall is completed.

AFFECTED VEHICLES

Affected vehicles can be identified shortly under “open campaign” in DCS Warranty Vehicle Inquiry or ISPA Light with the description:

M650716 Recall Head Protection System

This Recall Campaign involves approximately 2,700 vehicles that are in dealer inventory. Additional vehicles have been retailed and are subject to the recall.

This recall applies to F54 MINI Clubman vehicles produced from July 1, 2015 through July 14, 2016.

Vehicles which require this recall to be completed will show it as “Open” when checked either in

AIR, the "Service Menu" of DCSnet (Dealer Communication System) or with the Key Reader.

CORRECTION

Remove excess wrapper material from around airbag.

PROCEDURE

Follow attached procedure.



WARRANTY INFORMATION

Reimbursement for this Recall repair will be via normal claim entry utilizing the following information:

Only one of the labor operations listed above can be claimed.

Defect Code:	00 72 69 01 00
---------------------	-----------------------

Completion “before” vehicle delivery to the customer or the vehicle is already in the workshop

Labor Operation:	Labor Allowance:	Description:
00 64 670	4 FRU	Head airbag rework (Plus work)

Or:

Completion after vehicle delivery to the customer

Labor Operation:	Labor Allowance:	Description:
00 64 146	5 FRU	Head airbag rework (Main work)

ATTACHMENTS

View PDF attachment [M650716 Repair Procedure](#).

View PDF attachment [Recall Legal Notice M650716](#).

View PDF attachment [M650716 Q&A](#).

[Copyright ©2016 BMW of North America, Inc.]

SAFETY RECALL NOTICE

To: All Center Operators, Sales Managers, Service Manager, Parts Manager and Warranty Processor

RE: Delivery Stop/Recall: M65 07 16

BMW Group is conducting a Voluntary Non-Compliance Recall (effective July 15, 2016) involving the Head Protection System in F54 MINI Clubman.


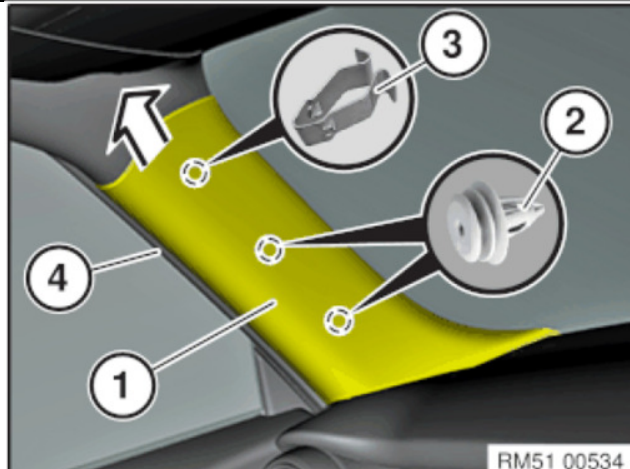

Owners will be notified by First Class mail about the Recall and will be instructed to bring their vehicles in for a free repair when parts are available.



Please be reminded that it is a violation of federal law (The Safety Act) for you to sell, lease or deliver any new motor vehicle covered by this notification until the recall repair has been performed. This means that centers may not legally deliver new motor vehicles to consumers until they are fixed or use/sell replacement equipment/parts subject to this recall. Note also that substantial civil penalties apply to violations of the Safety Act.

Also, you should not sell, lease or deliver any Certified Pre-Owned or used vehicles subject to a safety recall until the repair is completed.




Please follow any special instructions that we provide to you for the return or disposition of recall parts.

We appreciate all your assistance with this Recall.

	<p>Required Tools:</p> <ul style="list-style-type: none">• Scissors with round tips• Metric ruler
	<ol style="list-style-type: none">1. Perform the procedure below on both sides.2. Unclip and remove the A-pillar trim panel as per Repair manual "5143201 removing and installing trim for roof pillar at front (A-pillar), left or right".<ul style="list-style-type: none">• Release trim panel (1) from clips (2) and detach upwards out of clamp (3).• If the vehicle is equipped with a tweeter just place A-pillar cover on dash.
	<ol style="list-style-type: none">3. Carefully push the air bag package out from behind the metal bracket.

	<p>4. Squeeze the air bag package into an oval shape. This will enable it to clear the metal bracket.</p>
	<p>5. Using a metric ruler, mark exactly 80mm up from the bottom of the air bag package.</p>

	<p>6. Tear open the wrapper, at the split line, from the end of the air bag up to the 80mm mark.</p>
	<p>7. Fold the wrapper part that needs to be cut 90° out for easy cutting.</p>

	<p>8. Using the round tip scissors, cut off the end of the wrapper at the marked 80mm split line.</p> <p>Do not cut airbag.</p> <p>Do not puncture airbag.</p>
	<p>9. Completely remove and discard the scrap piece.</p>
	<p>10. Confirm that all of the scrap has been removed.</p>

	<p>11. Position the airbag back behind the metal bracket.</p>
	<p>12. Reinstall the A-pillar trim panel and confirm the plastic clips are positioned properly. Replace and broken or missing clips.</p>
	<p>13. Ensure the A-pillar trim is properly seated.</p>

**Model Year 2016 – 2017
F54 – MINI Clubman
Head Air Bag
Non-Compliance Recall 16V-xxx**

Q1. Which models are affected by this Recall?

Model Year 2016 – 2017 MINI Clubman (F54) vehicles are affected.

Q2. How many MINI vehicles in the US are included in this Recall?

Approximately 10,000 vehicles produced from Start of Production (July 1, 2015) through July 14, 2016 in the US are included. 2,700 vehicles are in dealer inventory, and 5,000 vehicles have previously been retailed.

Q3. What is the specific issue?

The Head Air Bag may not deploy properly in a side crash.

Q4. Is the Head Air Bag produced by Takata?

No, it is NOT a Takata air bag.

Q5. How did MINI become aware of this issue?

MINI became aware of this issue through its quality control procedures.

Q6. Why are other MINI models not included in this Recall?

Other MINI models have a different Head Air Bag specific to its model.

Q7. Can I determine if this issue exists in my car?

No. This can only be determined by qualified MINI dealer technicians.

Q8. Can I continue to drive my vehicle?

Yes. However, when you receive a letter asking you to have this service performed by an authorized MINI dealer, please do so as soon as possible. If you are not the only driver of this vehicle, please advise all other drivers of this important information.

Q9. How will my vehicle be repaired?

The repair procedure has not yet been finalized.

Q10. Is MINI aware of any accidents or injuries involving these MINI vehicles associated with this Recall?

No.

Q11. How will I be informed of this Recall?

**Model Year 2016 – 2017
F54 – MINI Clubman
Head Air Bag
Non-Compliance Recall 16V-xxx**

If your vehicle is affected, you will receive a letter in September via First Class mail advising you of this recall and requesting that you schedule an appointment with an authorized MINI dealer for service and repair.

Q12. How long will the repair take?

The repair procedure has not yet been finalized, so this is not yet available.

Q13. Do I have to wait for my letter in order to have my vehicle serviced?

Yes. MINI is in the process of implementing this program to ensure that the necessary parts, tools and procedures are available to its authorized MINI dealers, prior to instructing you to take your vehicle in for repair.