

# Ferrari

Ferrari North America, Inc.

October 6, 1998

Ms. Kathleen DeMeter, Director  
Office of Defects Investigation  
National Highway Traffic Safety Administration  
400 Seventh Street, SW  
Washington, D.C. 20590

98V-250 (01)

Dear Ms. DeMeter:

Enclosed please find the Vehicle Safety Defect Initial Information Reports, regarding the Recall Campaign, Number 164, which we are initiating in order to correct the following:



On Ferrari vehicles, 1994-1995 model 348 Spider with Vehicle Identification Numbers from 94504 to 99750, which have a Vehicle Assembly number from 13053 to 16933, the automatic seat belt slider can become jammed when the slider tape separates from the take-up reel, illuminating the seat belt warning light.

Should such a condition occur, the belt must be positioned and fastened manually by connecting the belt to the fixed anchor point, as per the owner's manual. The seat belt warning light will remain illuminated while in manual operation mode.

The Ferrari factory informed Ferrari North America, Inc. of this condition.

The remedy consists of replacing the complete passive restraint seat belt system with the new seat belt system, part number 70000890, in accordance with the attached technical instructions.

For the above campaign, it is our intention to notify each Ferrari Dealer with a comprehensive letter explaining the remedy and to notify each affected vehicle owner with a letter informing them of the required recall modification. Follow-up letters will be sent if necessary.

Enclosed are draft letters that Ferrari North America, Inc. will send to the affected owners and to the Authorized Ferrari Dealers, as well as a draft of the technical instructions.

Best regards,

William S. Story  
Director of Technical Services

WSS:cc

Enclosures

Ferrari North America, Inc.  
250 Sylvan Avenue  
Englewood Cliffs, NJ 07632  
Telephone 201.816.2600  
Fax 201.316.2626

RECEIVED  
OCT 9 9 41 AM '98  
OFFICE  
DEFECTS INVESTIGATION

FERRARI NORTH AMERICA, INC.  
250 SYLVAN AVENUE  
ENGLEWOOD CLIFFS, NJ 07632  
October 06, 1998

VEHICLE SAFETY DEFECT  
INITIAL INFORMATION REPORT  
348 SPIDER PASSIVE RESTRAINT SEAT BELT SYSTEM  
RECALL No. 164

Date Submitted: October-98  
Date Received: September-98  
Campaign No.: 164  
Campaign Date: October-98

MAKE	MODEL	MODEL YEAR	NO. OF VEHICLES	ENCLOSED MFG. DATES From	Through	OTHER VEHICLE IDENTIFICATION
FERRARI	348 SPIDER	1994-1995	556	October 1992	June 1994	Vehicle Assembly Numbers from 13053 and to 16933

981-250  
②

FERRARI NORTH AMERICA, INC.  
250 SYLVAN AVENUE  
ENGLEWOOD CLIFFS, NJ 07632  
October 6, 1998

VEHICLE SAFETY DEFECT  
INITIAL INFORMATION REPORT  
348 SPIDER PASSIVE RESTRAINT SEAT BELT SYSTEM  
RECALL No. 164

**A) DESCRIPTION OF DEFECT:**

On Ferrari Vehicles: Model year 1994-1995 348 Spider with Vehicle Assembly Numbers from 13053 to 16933

The automatic seat belt slider can become jammed when the slider tape separates from the take-up reel illuminating the seat belt warning light. Should such a condition occur, the belt must be positioned and fastened manually by connecting the belt to the fixed anchor point, as per the owner's manual. The seat belt warning light will remain illuminated while seat belt is in manual operation mode.

**B) CHRONOLOGY OF EVENTS WHICH LED TO DETERMINATION OF A SAFETY DEFECT:**

The Ferrari Factory informed us of the condition.

**C) MEASURES TO BE TAKEN TO REPAIR VEHICLE:**

The remedy consists of replacing the complete passive restraint seat belt system with the new seat belt system (part number 70000890). This operation will be performed free of charge to the vehicle owner, and will require approximately 4.0 hours.

**ESTIMATED INITIATION OF CORRECTIVE ACTION:**

October-98

081-250

23

DRAFT

October 1998

98V-250 (69)

Dear Ferrari Dealer:

Ferrari S.p.A., the manufacturer of Ferrari automobiles, has determined that a defect may exist in certain 1994-1995 model year Ferrari 348 Spider.

On Ferrari vehicles, 1994-1995 model 348 Spider with Vehicle Identification Numbers from 94504 to 99750, which have a Vehicle Assembly Number from 13053 to 16933, the automatic seat belt slider can become jammed when the slider tape separates from the take-up reel, illuminating the seat belt warning light. Should such a condition occur, the belt must be positioned and fastened manually by connecting the belt to the fixed anchor point, as per the owner's manual. The seat belt warning light will remain illuminated while in manual operation mode.

The remedy consists of replacing the complete passive restraint seat belt system with the new seat belt system, part number 70000890, in accordance with the attached technical instructions.

The corrective action will require approximately 4.0 hours.

We have accordingly sent notices to all owners of the affected vehicles advising them of this problem and requesting that they contact any Authorized Ferrari Dealer for the repairs, as per the attached notification letter.

Upon transmittal of the repair under the normal warranty system, we will of course reimburse you for the labor necessary to carry out this campaign.

Obviously, if you have any of the affected vehicles in your stock, you must not sell them until you have performed the necessary repairs. If you have already sold any vehicles with the chassis numbers specified in the enclosed instructions and have not yet sent in the retail sales cards, please do so at once so we may notify these owners.

Thank you for your cooperation

Best Regards,

William S. Story  
Director of Technical Services

**RECALL CAMPAIGN NO. 164**

**DRAFT**

98V-250 (05)

**INTRODUCTION :** Passive Restraint Seat Belt System

**SUBJECT :** Recall Campaign No. 164

**VEHICLES :** Ferrari Vehicles Model year 1994-1995 348 Spider with Vehicle Assembly Numbers from 13053 to 16933 and Vehicle Identification Numbers from 94504 to 99750.

**CONDITION :** The automatic seat belt slider can become jammed when the slider tape separates from the take-up reel illuminating the seat belt warning light. Should such a condition occur, the belt must be positioned and fastened manually by connecting the belt to the fixed anchor point, as per the owner's manual. The seat belt warning light will stay illuminated while the belt is in manual operation mode.

**REMEDY :** Replace the complete passive restraint seat belt system with the updated seat belt system, part number 70000890.

**PARTS :** The seat belt systems are identified by the following part numbers :

Old Part Number	New Part Number	Quantity	Description
65377200	70000890	1	Complete Seat belt System.
65377300			
61568900			

<b>LABOR :</b>	MEDEA Recall number	1640	Defect Code	01
	Component Code	9480	Cost Code	24
	Labor Operation	9480-1	Time	4.0 Hours

**REIMBURSEMENT :** Upon receipt of claim via MEDEA

**INSTRUCTIONS FOR THE PASSIVE RESTRAINT  
SEAT BELT SYSTEM REPLACEMENT**

98V-250 (06)

A. Preliminary : The replacement seat belt system is supplied as a spare part by the part number 70000890

B. Procedure for installation Refer to Figure A and Figure B on following pages:

- 1) Turn the ignition key on, close the doors allowing the seat belt sliders to return to the "B" station. Turn the key off and turn off master switch in front trunk. ( Item "M" under the removable cover item "L")
- 2) Remove both driver and passenger seats being careful to disconnect the sensor plugs. (item "E" underneath the seats)
- 3) Remove the rear panel (item "A") and unplug the tape motor (item "B") from the chassis harness and remove the tape motor securing nuts.
- 4) Unscrew the cable clamp (item "C") at the rear deck lid latch.
- 5) Unscrew the trim screws to allow removal of the trim pieces which cover the seat belt rails.
- 6) Unscrew the trim panel around the rear deck lid release handle (item "D") and lift and slide the panel forward to expose the "B" station main securing bolt. The passenger side main securing bolt is exposed when the trim panel (item "F") is removed.
- 7) Remove the additional securing screws from both left and right rails and detach the protection plates from the outer edge of the rails.

**NOTE: IT IS EXTREMELY IMPORTANT THAT THESE PROTECTION PLATES ARE RE-ATTACHED TO THE NEW UPDATED RAILS. FAILURE TO INSTALL THE PROTECT PLATES WILL ALLOW THE INTERIOR CARPET TO INTERFERE WITH THE TRAVEL OF THE SLIDER MECHANISM.**

- 8) Install the updated seat belt rails making sure that proper clearance exists. Install the tape motors with new grommets.

**NOTE: IT IS EXTREMELY IMPORTANT NOT TO TWIST THE TAPE FROM THE RAIL TO THE MOTOR. THE UPPER SURFACE OF THE TAPE SHIELD SHOULD REMAIN ON THE TOP THROUGHOUT THE INSTALLATION.**

2001

98V-250 (07)

9) Re-connect the electrical plugs.

10) Re-install the trim pieces item "F"

**NOTE: IT IS EXTREMELY IMPORTANT TO SECURE THEM AS FAR TO THE REAR AS POSSIBLE TO AVOID CONTACT WITH THE SLIDER WHEN IT IS IN THE "B" STATION.**

11) Re-install the rear deck handle and trim.

12) Re-attach the cable clamp (item "C") to the cable and rear latch.

13) Remove right side center console trim panel (item "10" Figure "B") and replace both seat belt control units which are bolted to item "19" in figure "B".

14) Re-install right side center console trim panel item "10".

15) Re-install the rear trim panel item "A"

16) Re-install passenger and driver's seats and electrical connectors item "E"

17) Switch the master switch (item "M") to "ON" position and test the seat belt system for proper operation.

0211

October 1998

98V-250 (08)

«MXFRST» «MXLAST»  
«MXADD1»  
«MXADD2»  
«MXCITY», «MXST» «MXZIP»

Serial Number: «AOMAT»

Dear Ferrari Customer:

This notice is sent to you in accordance with the requirements of Title 49, United States Code, Part A, Subchapter II.

Ferrari S.p.A., the manufacturer of Ferrari automobiles, has determined that a defect, which relates to motor vehicle safety, exists in certain 1994-1995 model year 348 Spider Ferrari vehicles.

On Ferrari vehicles, 1994-1995 model 348 Spider with Vehicle Identification Numbers from 94504 to 99750, which have a Vehicle Assembly number from 13053 to 16933, the automatic seat belt slider can become jammed when the slider tape separates from the take-up reel, illuminating the seat belt warning light. Should such a condition occur, the belt must be positioned and fastened manually by connecting the belt to the fixed anchor point, as per the owner's manual. The seat belt warning light will remain illuminated while in manual operation mode.

The remedy consists of replacing the complete passive restraint seat belt system with the new seat belt system.

Since your car is among those affected by the above condition, we kindly ask you to immediately contact any Authorized Ferrari Dealer in order to have the corrective action performed.

The corrective action for the above listed repair will be performed free of charge to you and will require approximately **4.0 hours** to complete. Please plan, however, to leave your vehicle with the dealership all day to allow the dealer some flexibility for scheduling your repairs.



98V-250 (09)

By the time you receive this letter, the Authorized Ferrari Dealer will have been supplied with the instructions to perform the repair. If the Dealer fails or is unable to make the necessary repairs free of charge within a reasonable time, you should inform the National Headquarters Office of Ferrari North America, Inc.

250 Sylvan Avenue  
Englewood Cliffs, NJ 07632

(201) 816-2651 (National Technical Office)

If the affected vehicle is not repaired free of charge to you within a reasonable time, we urge you to immediately call the number indicated above or you may contact the Administrator of the National Traffic Safety Administration in Washington, D.C. 20590. You may also telephone the Auto Safety Hot line at 800-424-9393 nationally or (202) 366-0123 for Washington, D.C. area residents.

We urge you to comply with this notice promptly and we apologize for any inconvenience this may cause you.

Best Regards,

William S. Story  
Director of Technical Services

WSS:cc

Pf



U.S. Department  
of Transportation

400 Seventh St., S.W.  
Washington, D.C. 20590

**National Highway  
Traffic Safety  
Administration**

**OCT 21 1998**

Mr. William S. Story  
Director, Technical Services  
Ferrari North America, Inc.  
250 Sylvan Avenue  
Englewood Cliffs, NJ 07632

NSA-1 Ipaw  
98V-250

Dear Mr. Story:

This acknowledges receipt of your Defect Information Report dated October 6, submitted in accordance with 49 CFR Part 573, "Defect and Noncompliance Reports." This recall involves 556 Ferrari North America, Inc. (Ferrari) 1994 through 1995 348 Spider model vehicles manufactured from October 1992 through June 1994. The automatic seat belt slider can become jammed when the slider tape separates from the take-up reel illuminating the seat belt warning light. **The assigned ID Number for this recall campaign is 98V-250 (Ferrari Recall No. 164).**

**Ferrari is responsible for the remedy of these vehicles from this date forward, regardless of vehicle age, mileage, or ownership.**

**Quarterly Status Reports**

As stated in Part 573.6, submission of the first of six consecutive quarterly status reports is required within one month after the close of the calendar quarter in which notification to purchasers occurs. As stated in your report, owner notification is expected to begin during October 1998. Therefore, the first quarterly report will be due by January 30, 1999.

If you have any questions, please contact Mrs. Pat Wallace at (202) 366-5232 or fax at (202) 366-7882.

Sincerely,

Jonathan D. White, Chief  
Recall Analysis Division  
Office of Defects Investigation  
Safety Assurance



# Ferrari

Ferrari North America, Inc.

October 14, 1998

RECEIVED  
OFFICE OF DEFECTS INVESTIGATION  
NATIONAL HIGHWAY TRAFFIC SAFETY ADMINISTRATION

Via U.S. Mail



Ms Kathleen DeMeter, Director  
Office of Defects Investigation  
National Highway Traffic Safety Administration  
400 Seventh Street, SW  
Washington, D.C. 20590

Ref: Recall 164 (98V-250)

Dear Ms DeMeter:

For your records, enclosed please find a copy of the Ferrari North America Recall booklet for Recall 164 (98V-250), which was sent to all of the authorized Ferrari dealers within our network

Thank you

Best regards,

Concetta Ciaccio  
Executive Assistant

Enclosure

ORIGNAL 164-16-BOOK

1000000

# REGAL I CAMPAIGN



October 14, 1998

Dear Ferrari Dealer

Ferrari S.p.A., the manufacturer of Ferrari automobiles, has determined that a defect may exist in certain 1994-1995 model year Ferrari 348 Spider.



On Ferrari vehicles, 1994-1995 model 348 Spider with Vehicle Identification Numbers from 94504 to 99750, which have a Vehicle Assembly Number from 13053 to 16933, the automatic seat belt slider can become jammed when the slider tape separates from the take-up reel, illuminating the seat belt warning light. Should such a condition occur, the belt must be positioned and fastened manually by connecting the belt to the fixed anchor point, as per the owner's manual. The seat belt warning light will remain illuminated while in manual operation mode.

The remedy consists of replacing the complete passive restraint seat belt system with the new seat belt system, part number 70000890, in accordance with the attached technical instructions.

The corrective action will require approximately **4.0 hours**.

We have accordingly sent notices to all owners of the affected vehicles advising them of this problem and requesting that they contact any Authorized Ferrari Dealer for the repairs, as per the attached notification letter.

Upon transmittal of the repair under the normal warranty system, we will of course reimburse you for the labor necessary to carry out this campaign.

Obviously, if you have any of the affected vehicles in your stock, you must not sell them until you have performed the necessary repairs. If you have already sold any vehicles with the chassis numbers specified in the enclosed instructions and have not yet sent in the retail sales cards, please do so at once so we may notify these owners.

Thank you for your cooperation.

Best Regards,

William S. Story  
Director of Technical Services

## RECALL CAMPAIGN NO. 164

**INTRODUCTION :** Passive Restraint Seat Belt System

**SUBJECT :** Recall Campaign No. 164

**VEHICLES :** Ferrari Vehicles Model year 1994-1995 348 Spider with Vehicle Assembly Numbers from 13053 to 16933 and Vehicle Identification Numbers from 94504 to 99750



**CONDITION :** The automatic seat belt slider can become jammed when the slider tape separates from the take-up reel illuminating the seat belt warning light. Should such a condition occur, the belt must be positioned and fastened manually by connecting the belt to the fixed anchor point, as per the owner's manual. The seat belt warning light will stay illuminated while the belt is in manual operation mode.

**REMEDY :** Replace the complete passive restraint seat belt system with the updated seat belt system, part number 70000890.

**PARTS :** The seat belt systems are identified by the following part numbers :

Old Part Number	New Part Number	Quantity	Description
65377200	70000890	1	Complete Seat belt System.
65377300			
61568900			

<b>LABOR :</b>	MEDEA Recall number	1640	Defect Code	01
	Component Code	9480	Cost Code	24
	Labor Operation	9480-1	Time	4.0 Hours

**REIMBURSEMENT :** Upon receipt of claim via MEDEA

## RECALL 164

### INSTRUCTIONS FOR THE PASSIVE RESTRAINT SEAT BELT SYSTEM REPLACEMENT

A: Preliminary : The replacement seat belt system is supplied as a spare part by the part number 70000890

B: Procedure for installation Refer to Figure A and Figure B on following pages:



- 1) Turn the ignition key on, close the doors allowing the seat belt sliders to return to the "B" station. Turn the key off and turn off master switch in front trunk. ( Item "M" under the removable cover item "L")
- 2) Remove both driver and passenger seats being careful to disconnect the sensor plugs. (item "E" underneath the seats)
- 3) Remove the rear panel (item "A") and unplug the tape motor (item "B") from the chassis harness and remove the tape motor securing nuts.
- 4) Unscrew the cable clamp (item "C") at the rear deck lid latch.
- 5) Unscrew the trim screws to allow removal of the trim pieces which cover the seat belt rails.
- 6) Unscrew the trim panel around the rear deck lid release handle (item "D") and lift and slide the panel forward to expose the "B" station main securing bolt. The passenger side main securing bolt is exposed when the trim panel (item "F") is removed.
- 7) Remove the additional securing screws from both left and right rails and detach the protection plates from the outer edge of the rails.

**NOTE: IT IS EXTREMELY IMPORTANT THAT THESE PROTECTION PLATES ARE RE-ATTACHED TO THE NEW UPDATED RAILS. FAILURE TO INSTALL THE PROTECT PLATES WILL ALLOW THE INTERIOR CARPET TO INTERFERE WITH THE TRAVEL OF THE SLIDER MECHANISM.**

- 8) Install the updated seat belt rails making sure that proper clearance exists. Install the tape motors with new grommets.

**NOTE: IT IS EXTREMELY IMPORTANT NOT TO TWIST THE TAPE FROM THE RAIL TO THE MOTOR. THE UPPER SURFACE OF THE TAPE SHIELD SHOULD REMAIN ON THE TOP THROUGHOUT THE INSTALLATION.**

- 9) Re-connect the electrical plugs.
- 10) Re-install the trim pieces item "F"

**NOTE: IT IS EXTREMELY IMPORTANT TO SECURE THEM AS FAR TO THE REAR AS POSSIBLE TO AVOID CONTACT WITH THE SLIDER WHEN IT IS IN THE "B" STATION.**


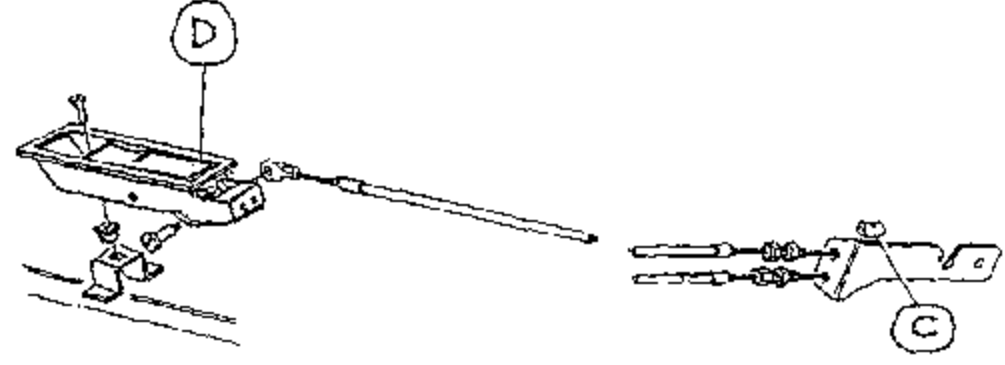
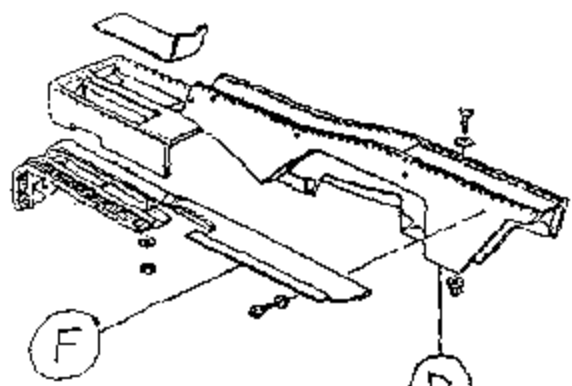
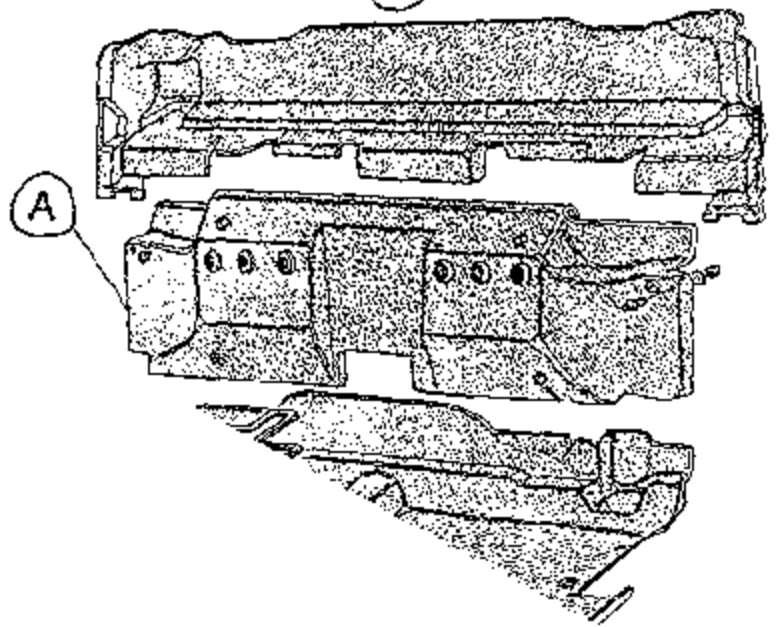
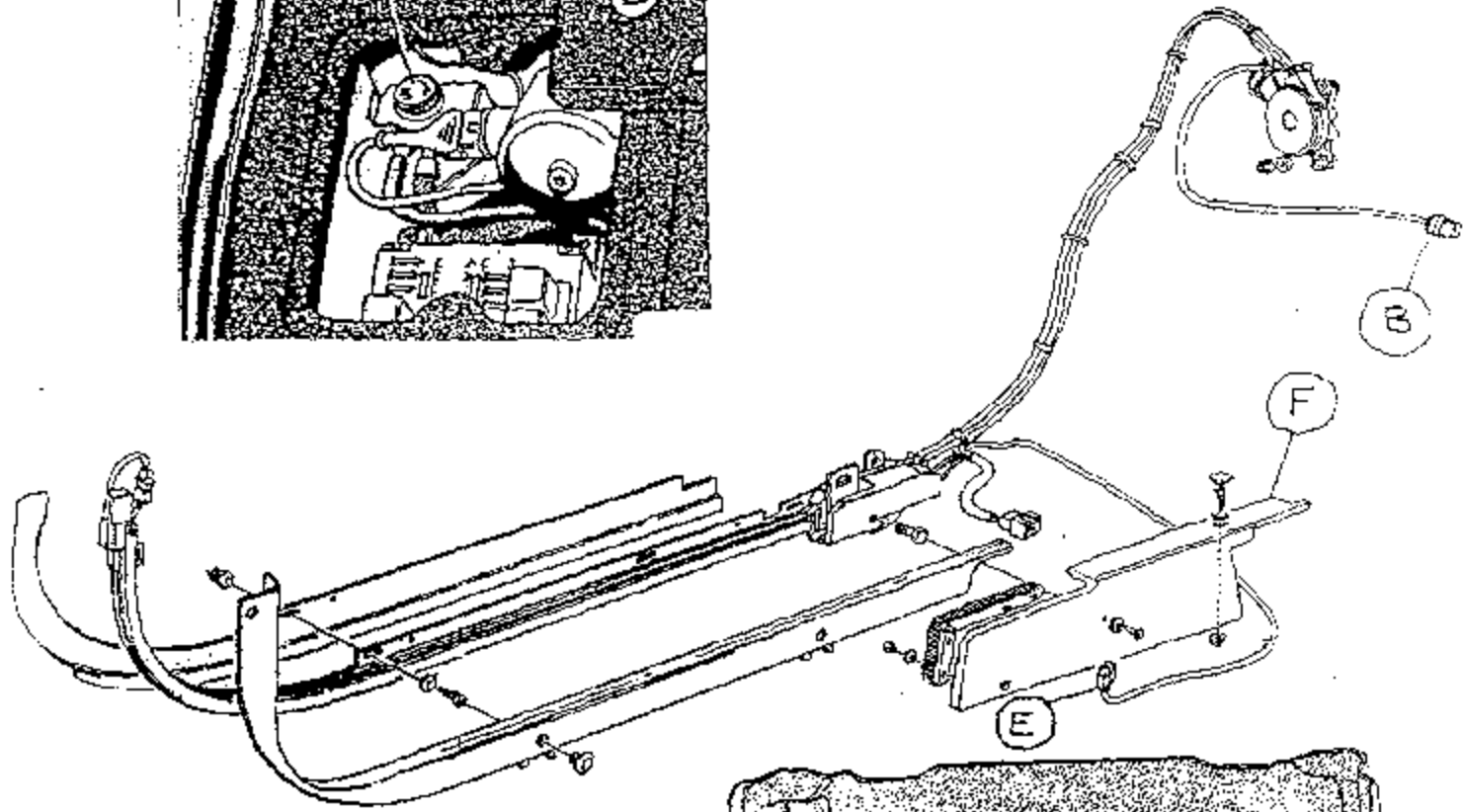
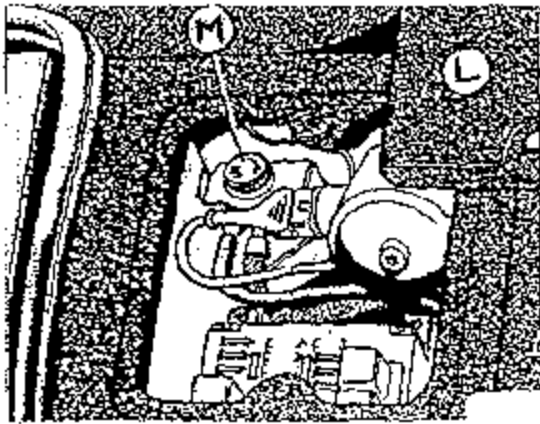
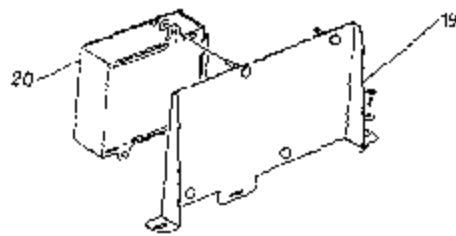
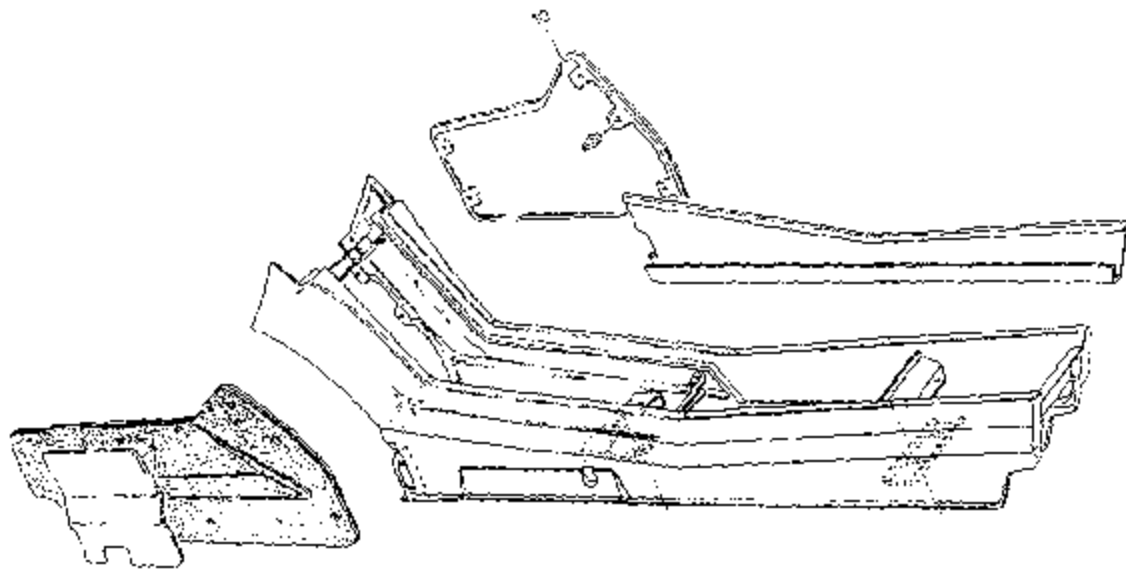
- 11) Re-install the rear deck handle and trim.
- 12) Re-attach the cable clamp (item "C") to the cable and rear latch.
- 13) Remove right side center console trim panel (item "10" Figure "B") and replace both seat belt control units which are bolted to item "19" in figure "B"
- 14) Re-install right side center console trim panel item "10".
-  15) Re-install the rear trim panel item "A"
- 16) Re-install passenger and driver's seats and electrical connectors item "E"
- 17) Switch the master switch (item "M") to "ON" position and test the seat belt system for proper operation.



FIGURE A



**FIGURE B**



## Recall 164

### List of Affected Serial Numbers

94504	96705	96986	97184
95964	96708	96987	97185
95980	96718	96988	97186
95996	96719	96998	97187
96013	96733	96999	97201
96028	96734	97000	97202
96042	96735	97009	97212
96057	96748	97011	97213
96072	96749	97021	97214
96088	96750	97022	97224
96116	96763	97023	97225
96131	96764	97034	97226
96146	96765	97035	97236
96160	96767	97043	97237
96174	96778	97044	97238
96189	96779	97045	97250
96204	96793	97046	97251
96217	96794	97053	97252
96233	96808	97083	97264
96249	96809	97084	97265
96263	96810	97085	97276
96278	96859	97086	97277
96518	96860	97087	97278
96517	96861	97088	97290
96518	96873	97089	97291
96520	96874	97098	97302
96531	96875	97099	97303
96532	96886	97100	97315
96533	96887	97110	97316
96534	96897	97111	97317
96555	96898	97112	97329
96566	96907	97123	97330
96583	96908	97124	97341
96596	96918	97133	97342
96597	96919	97134	97343
96610	96920	97135	97355
96622	96930	97136	97367
96623	96942	97148	97368
96637	96943	97149	97369
96649	96953	97150	97380
96650	96954	97159	97381
96684	96955	97160	97417
96676	96974	97161	97524
96690	96975	97173	97608
96691	96976	97174	97637
96704	96977	97175	97638





97645	98162	98385	98560
97651	98163	98396	98567
97657	98164	98397	98568
97658	98172	98405	98569
97669	98173	98406	98570
97687	98192	98407	98571
97719	98193	98416	98572
97720	98194	98417	98573
97727	98202	98418	98579
97739	98203	98428	98580
97751	98212	98429	98581
97762	98213	98438	98582
97772	98222	98439	98583
97783	98223	98440	98584
97794	98224	98449	98515
97805	98232	98450	98617
97821	98233	98460	98618
97825	98242	98461	98624
97836	98243	98462	98625
97847	98252	98472	98626
97858	98253	98473	98627
97967	98262	98483	98628
97978	98263	98484	98635
98007	98272	98485	98636
98008	98273	98495	98638
98016	98274	98496	98639
98027	98282	98507	98647
98036	98283	98508	98648
98046	98284	98519	98649
98047	98292	98520	98668
98058	98293	98521	98669
98066	98294	98531	98670
98067	98302	98532	98671
98077	98303	98533	98672
98083	98312	98534	98673
98084	98313	98535	98681
98090	98323	98536	98682
98101	98324	98537	98683
98111	98332	98543	98684
98120	98333	98544	98691
98123	98334	98545	98692
98124	98342	98546	98693
98125	98343	98547	98901
98131	98354	98548	98902
98132	98355	98554	98903
98133	98364	98555	98904
98142	98365	98556	98914
98143	98374	98557	98915
98153	98375	98558	98916
98154	98384	98559	98917



98925	99313	99505
98926	99314	99506
98927	99315	99507
98928	99325	99517
98936	99326	99518
98937	99337	99519
98938	99338	99529
98939	99339	99530
98949	99349	99531
98950	99350	99540
98951	99351	99541
98952	99352	99542
98961	99361	99559
98962	99362	99566
98963	99376	99567
98964	99377	99568
98971	99384	99569
98972	99385	99579
99167	99386	99580
99175	99387	99590
99176	99395	99591
99187	99396	99600
99188	99397	99601
99194	99398	99602
99195	99407	99603
99206	99408	99612
99217	99409	99613
99218	99410	99614
99223	99420	99624
99231	99421	99625
99232	99422	99636
99233	99431	99647
99243	99432	99648
99244	99433	99672
99245	99443	99673
99255	99444	99696
99256	99445	99699
99257	99446	99707
99267	99453	99708
99268	99459	99716
99269	99460	99717
99278	99470	99729
99279	99471	99730
99280	99472	99731
99290	99481	99740
99291	99482	99741
99292	99483	99742
99302	99493	99750
99303	99494	
99304	99495	

October 1998

«MXFRST» «MXLAST»  
«MXADD1»  
«MXADD2»  
«MXCITY», «MXST» «MXZIP»

Serial Number: «AOMAT»



Dear Ferrari Customer:

This notice is sent to you in accordance with the requirements of Title 49, United States Code, Part A, Subchapter II.

Ferrari S.p.A., the manufacturer of Ferrari automobiles, has determined that a defect, which relates to motor vehicle safety, exists in certain 1994-1995 model year 348 Spider Ferrari vehicles.

On Ferrari vehicles, 1994-1995 model 348 Spider with Vehicle Identification Numbers from 94504 to 99750, which have a Vehicle Assembly number from 13053 to 16933, the automatic seat belt slider can become jammed when the slider tape separates from the take-up reel, illuminating the seat belt warning light. Should such a condition occur, the belt must be positioned and fastened manually by connecting the belt to the fixed anchor point, as per the owner's manual. The seat belt warning light will remain illuminated while in manual operation mode.

The remedy consists of replacing the complete passive restraint seat belt system with the new seat belt system.

Since your car is among those affected by the above condition, we kindly ask you to immediately contact any Authorized Ferrari Dealer in order to have the corrective action performed.

The corrective action for the above listed repair will be performed free of charge to you and will require approximately **4.0 hours** to complete. Please plan, however, to leave your vehicle with the dealership all day to allow the dealer some flexibility for scheduling your repairs.

By the time you receive this letter, the Authorized Ferrari Dealer will have been supplied with the instructions to perform the repair. If the Dealer fails or is unable to make the necessary repairs free of charge within a reasonable time, you should inform the National Headquarters Office of Ferrari North America, Inc.

250 Sylvan Avenue  
Englewood Cliffs, NJ 07632

(201) 816-2651 (National Technical Office)



If the affected vehicle is not repaired free of charge to you within a reasonable time, we urge you to immediately call the number indicated above or you may contact the Administrator, National Highway Traffic Safety Administration, (NHTSA), 400 Seventh Street, SW, Washington, DC 20590. You may also telephone the Auto Safety Hot line at 800-424-9393 nationally or (202) 366-0123 for Washington, DC area residents.

We urge you to comply with this notice promptly and we apologize for any inconvenience this may cause you.

Best Regards,

A handwritten signature in black ink, appearing to read "William S. Story", written over a horizontal line.

William S. Story  
Director of Technical Services

WSS:cc

## RECALL CAMPAIGNS

NAME OF MANUFACTURER : FERRARI

SUBJECT OF RECALL : AUTOMATIC SEAT BELT SLIDER

RECALL CAMPAIGN NUMBER : 98V-250

### ACTION THAT INFLUENCED RECALL

MANUFACTURED INFLUENCED YES

#### ODI INFLUENCED:

ACTION NO. :

DED INVESTIGATOR :

RAD INVESTIGATOR :

#### OVSC INFLUENCED:

ACTION NO. :

OVSC INVESTIGATOR :



# Ferrari

Ferrari North America, Inc.

October 6, 1998

Ms. Kathleen DeMeter, Director  
Office of Defects Investigation  
National Highway Traffic Safety Administration  
400 Seventh Street, SW  
Washington, D.C. 20590

98V-250 (01)

Dear Ms. DeMeter:

Enclosed please find the Vehicle Safety Defect Initial Information Reports, regarding the Recall Campaign, Number 164, which we are initiating in order to correct the following:



On Ferrari vehicles, 1994-1995 model 348 Spider with Vehicle Identification Numbers from 94504 to 99750, which have a Vehicle Assembly number from 13053 to 16933, the automatic seat belt slider can become jammed when the slider tape separates from the take-up reel, illuminating the seat belt warning light.

Should such a condition occur, the belt must be positioned and fastened manually by connecting the belt to the fixed anchor point, as per the owner's manual. The seat belt warning light will remain illuminated while in manual operation mode.

The Ferrari factory informed Ferrari North America, Inc. of this condition.

The remedy consists of replacing the complete passive restraint seat belt system with the new seat belt system, part number 70000890, in accordance with the attached technical instructions.

For the above campaign, it is our intention to notify each Ferrari Dealer with a comprehensive letter explaining the remedy and to notify each affected vehicle owner with a letter informing them of the required recall modification. Follow-up letters will be sent if necessary.

Enclosed are draft letters that Ferrari North America, Inc. will send to the affected owners and to the Authorized Ferrari Dealers, as well as a draft of the technical instructions.

Best regards,

William S. Story  
Director of Technical Services

WSS:cc

Enclosures

Ferrari North America, Inc.  
230 Sylvan Avenue  
Englewood Cliffs, NJ 07632  
Telephone 201.816.2600  
Fax 201.816.2626

RECEIVED  
OCT 9 9 21  
OFFICE  
DEFECTS INVESTIGATION

FERRARI NORTH AMERICA, INC.  
250 SYLVAN AVENUE  
ENGLIWOOD CLIFFS, NJ 07632  
October 06, 1998

VEHICLE SAFETY DEFECT  
INITIAL INFORMATION REPORT  
348 SPIDER PASSIVE RESTRAINT SEAT BELT SYSTEM  
RECALL No. 164

Date Submitted: October-98  
Date Received: September-98  
Campaign No.: 164  
Campaign Date: October-98

<u>MAKE</u>	<u>MODEL</u>	<u>MODEL YEAR</u>	<u>NO. OF VEHICLES</u>	<u>ENCLOSED MFG. DATES</u>	<u>OTHER VEHICLE IDENTIFICATION</u>
FERRARI	348 SPIDER	1994-1995	556	From October 1992 Through June 1994	Vehicle Assembly Numbers From 13053 and to 16933

FERRARI NORTH AMERICA, INC.  
250 SYLVAN AVENUE  
ENGLEWOOD CLIFFS, NJ 07632  
October 6, 1998

VEHICLE SAFETY DEFECT  
INITIAL INFORMATION REPORT  
348 SPIDER PASSIVE RESTRAINT SEAT BELT SYSTEM  
RECALL No. 164

**A) DESCRIPTION OF DEFECT:**

On Ferrari Vehicles: Model year 1994-1995 348 Spider with Vehicle Assembly Numbers from 13053 to 16933

The automatic seat belt slider can become jammed when the slider tape separates from the take-up reel illuminating the seat belt warning light. Should such a condition occur, the belt must be positioned and fastened manually by connecting the belt to the fixed anchor point, as per the owner's manual. The seat belt warning light will remain illuminated while seat belt is in manual operation mode.

**B) CHRONOLOGY OF EVENTS WHICH LED TO DETERMINATION OF A SAFETY DEFECT:**

The Ferrari Factory informed us of the condition.

**C) MEASURES TO BE TAKEN TO REPAIR VEHICLE:**

The remedy consists of replacing the complete passive restraint seat belt system with the new seat belt system (part number 70008890). This operation will be performed free of charge to the vehicle owner, and will require approximately 4.0 hours.

**ESTIMATED INITIATION OF CORRECTIVE ACTION:**

October-98

DRAFT

October 1998

98V-250 (29)

Dear Ferrari Dealer,

Ferrari S.p.A., the manufacturer of Ferrari automobiles, has determined that a defect may exist in certain 1994-1995 model year Ferrari 348 Spider.

On Ferrari vehicles, 1994-1995 model 348 Spider with Vehicle Identification Numbers from 94504 to 99750, which have a Vehicle Assembly Number from 13053 to 16933, the automatic seat belt slider can become jammed when the slider tape separates from the take-up reel, illuminating the seat belt warning light. Should such a condition occur, the belt must be positioned and fastened manually by connecting the belt to the fixed anchor point, as per the owner's manual. The seat belt warning light will remain illuminated while in manual operation mode.

The remedy consists of replacing the complete passive restraint seat belt system with the new seat belt system, part number 70000890, in accordance with the attached technical instructions.

The corrective action will require approximately 4.0 hours.

We have accordingly sent notices to all owners of the affected vehicles advising them of this problem and requesting that they contact any Authorized Ferrari Dealer for the repairs, as per the attached notification letter.

Upon transmittal of the repair under the normal warranty system, we will of course reimburse you for the labor necessary to carry out this campaign.

Obviously, if you have any of the affected vehicles in your stock, you must not sell them until you have performed the necessary repairs. If you have already sold any vehicles with the chassis numbers specified in the enclosed instructions and have not yet sent in the retail sales cards, please do so at once so we may notify these owners.

Thank you for your cooperation

Best Regards,

William S. Story  
Director of Technical Services

**RECALL CAMPAIGN NO. 164**

**DRAFT**

98V-250 (05)

**INTRODUCTION :** Passive Restraint Seat Belt System

**SUBJECT :** Recall Campaign No. 164

**VEHICLES :** Ferrari Vehicles Model year 1994-1995 348 Spider with Vehicle Assembly Numbers from 13053 to 16933 and Vehicle Identification Numbers from 94504 to 99750.

**CONDITION :** The automatic seat belt slider can become jammed when the slider tape separates from the take-up reel illuminating the seat belt warning light. Should such a condition occur, the belt must be positioned and fastened manually by connecting the belt to the fixed anchor point, as per the owner's manual. The seat belt warning light will stay illuminated while the belt is in manual operation mode.

**REMEDY :** Replace the complete passive restraint seat belt system with the updated seat belt system, part number 70000890.

**PARTS :** The seat belt systems are identified by the following part numbers :

Old Part Number	New Part Number	Quantity	Description
65377200	70000890	1	Complete Seat belt System.
65377300			
61568900			

<b>LABOR :</b>	MEDEA Recall number	1640	Defect Code	01
	Component Code	9480	Cost Code	24
	Labor Operation	9480-1	Time	4.0 Hours

**REIMBURSEMENT :** Upon receipt of claim via MEDEA

98V-250 (06)

## INSTRUCTIONS FOR THE PASSIVE RESTRAINT SEAT BELT SYSTEM REPLACEMENT

- A: Preliminary :                      The replacement seat belt system is supplied as a spare part by the part number 70000890
- B: Procedure for installation                      Refer to Figure A and Figure B on following pages:

- 1) Turn the ignition key on, close the doors allowing the seat belt sliders to return to the "B" station. Turn the key off and turn off master switch in front trunk. ( Item "M" under the removable cover item "L")
- 2) Remove both driver and passenger seats being careful to disconnect the sensor plugs. (item "E" underneath the seats)
- 3) Remove the rear panel (item "A") and unplug the tape motor (item "B") from the chassis harness and remove the tape motor securing nuts.
- 4) Unscrew the cable clamp (item "C") at the rear deck lid latch.
- 5) Unscrew the trim screws to allow removal of the trim pieces which cover the seat belt rails.
- 6) Unscrew the trim panel around the rear deck lid release handle (item "D") and lift and slide the panel forward to expose the "B" station main securing bolt. The passenger side main securing bolt is exposed when the trim panel (item "F") is removed.
- 7) Remove the additional securing screws from both left and right rails and detach the protection plates from the outer edge of the rails.

**NOTE: IT IS EXTREMELY IMPORTANT THAT THESE PROTECTION PLATES ARE RE-ATTACHED TO THE NEW UPDATED RAILS. FAILURE TO INSTALL THE PROTECT PLATES WILL ALLOW THE INTERIOR CARPET TO INTERFERE WITH THE TRAVEL OF THE SLIDER MECHANISM.**

- 8) Install the updated seat belt rails making sure that proper clearance exists. Install the tape motors with new grommets.

**NOTE: IT IS EXTREMELY IMPORTANT NOT TO TWIST THE TAPE FROM THE RAIL TO THE MOTOR. THE UPPER SURFACE OF THE TAPE SHIELD SHOULD REMAIN ON THE TOP THROUGHOUT THE INSTALLATION.**

2000

98V-250 (07)

9) Re-connect the electrical plugs.

10) Re-install the trim pieces item "F"

**NOTE: IT IS EXTREMELY IMPORTANT TO SECURE THEM AS FAR TO THE REAR AS POSSIBLE TO AVOID CONTACT WITH THE SLIDER WHEN IT IS IN THE "B" STATION.**

11) Re-install the rear deck handle and trim.

12) Re-attach the cable clamp (item "C") to the cable and rear latch.

13) Remove right side center console trim panel (item "10" Figure "B") and replace both seat belt control units which are bolted to item "19" in figure "B"

14) Re-install right side center console trim panel item "10".

15) Re-install the rear trim panel item "A"

16) Re-install passenger and driver's seats and electrical connectors item "E"

17) Switch the master switch (item "M") to "ON" position and test the seat belt system for proper operation.

0211

October 1998

98V-250 (08)

«MXFRST» «MXLAST»  
«MXADD1»  
«MXADD2»  
«MXCITY», «MXST» «MXZIP»

Serial Number: «AOMAT»

Dear Ferrari Customer:

This notice is sent to you in accordance with the requirements of Title 49, United States Code, Part A, Subchapter II.

Ferrari S.p.A., the manufacturer of Ferrari automobiles, has determined that a defect, which relates to motor vehicle safety, exists in certain 1994-1995 model year 348 Spider Ferrari vehicles.

On Ferrari vehicles, 1994-1995 model 348 Spider with Vehicle Identification Numbers from 94504 to 99750, which have a Vehicle Assembly number from 13053 to 16933, the automatic seat belt slider can become jammed when the slider tape separates from the take-up reel, illuminating the seat belt warning light. Should such a condition occur, the belt must be positioned and fastened manually by connecting the belt to the fixed anchor point, as per the owner's manual. The seat belt warning light will remain illuminated while in manual operation mode.

The remedy consists of replacing the complete passive restraint seat belt system with the new seat belt system.

Since your car is among those affected by the above condition, we kindly ask you to immediately contact any Authorized Ferrari Dealer in order to have the corrective action performed.

The corrective action for the above listed repair will be performed free of charge to you and will require approximately **4.0 hours** to complete. Please plan, however, to leave your vehicle with the dealership all day to allow the dealer some flexibility for scheduling your repairs.



DATE  
98V-250 (09)

By the time you receive this letter, the Authorized Ferrari Dealer will have been supplied with the instructions to perform the repair. If the Dealer fails or is unable to make the necessary repairs free of charge within a reasonable time, you should inform the National Headquarters Office of Ferrari North America, Inc.

250 Sylvan Avenue  
Englewood Cliffs, NJ 07632

(201) 816-2651 (National Technical Office)

If the affected vehicle is not repaired free of charge to you within a reasonable time, we urge you to immediately call the number indicated above or you may contact the Administrator of the National Traffic Safety Administration in Washington, D.C. 20590. You may also telephone the Auto Safety Hot line at 800-424-9393 nationally or (202) 366-0123 for Washington, D.C. area residents.

We urge you to comply with this notice promptly and we apologize for any inconvenience this may cause you.

Best Regards,

William S. Story  
Director of Technical Services

WSS:cc