


- Fit the clutch master cylinder to the new pedal box using a tilting motion as shown.





- Fit the clutch master cylinder retaining bolt to the new pedal box and tighten to **24Nm** using a Allen Key socket and torque wrench.







- Apply Loctite 243 to the clutch retaining bolt.




- Fit the old clutch pedal to the new pedal box, fit the clutch pedal retaining bolt and tighten to **10Nm** using a 10mm socket and torque wrench.




**Make sure the clutch pedal return spring is located correctly in the pedal box.**





- Fit the pedal clevis pin into the clutch master cylinder.









- Fit the new circlip (as supplied as of part of the kit) using pliers.

