



GROUP	MODEL
Safety Recall Campaign	2023MY Forte (BDm)
NUMBER	DATE
SC283	September 2023

SAFETY RECALL CAMPAIGN

FRONT RIGHT LOWER CONTROL ARM REPLACEMENT (SC283)

SUBJECT:

This bulletin provides information to replace the right front lower control arm (LCA) on certain 2023MY Forte (BDm) vehicles produced from April 12, 2023 through June 7, 2023. One of the joint connection points of the right (passenger side) front LCA to the vehicle's crossmember in the subject vehicles may have been improperly welded. Over time, an improperly welded joint can fatigue and break causing partial separation of the LCA from the vehicle's crossmember. If partial separation occurs, the vehicle's front toe angle may change impacting the vehicle's steering, thereby increasing the risk of a crash. Follow the procedure outlined in this publication to replace the right front LCA with a new part on the applicable vehicle. Before conducting the procedure, verify that the vehicle is included in the list of affected VINs.



NOTICE

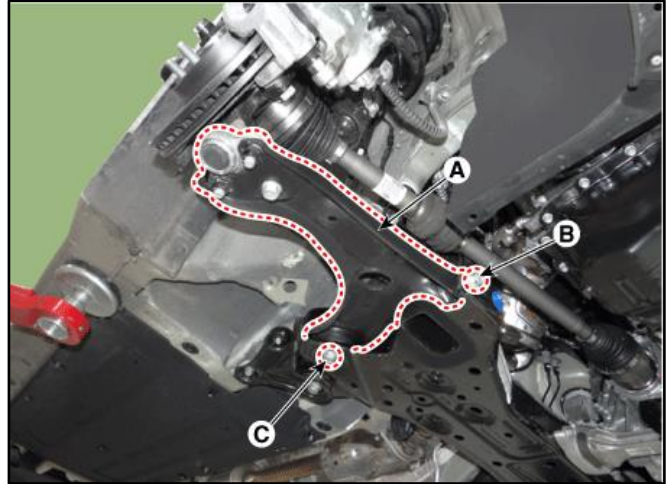
There is no charge to the vehicle owner for this repair. Under applicable law, you may not sell or otherwise deliver any affected vehicle until it has been repaired pursuant to the procedures set forth in this bulletin.

Repair status for a VIN is provided on KDealer+ (Service → Warranty Coverage → Warranty Coverage Inquiry → Campaign Information). Not completed Recall / Service Action reports are available on KDealer+ (Consumer Affairs → Not Completed Recall → Recall VIN → Select Report), which includes a list of affected vehicles.

Repair Procedure:

1. Replace the right lower control arm with the new part by referring to "Suspension System → Front Suspension System → Front Lower Arm → Repair procedures" in the applicable Shop Manual on KGIS.

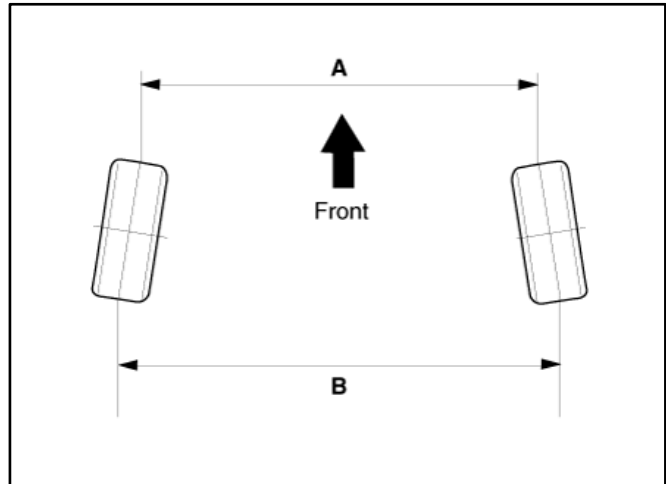
Note: Required SST 09568 1S100 listed on KGIS was '**Superseded**' by **09568 34000**



2. After replacement is completed, refer to "Suspension System → Front Suspension System → Front Alignment → Repair procedures" in the applicable Shop Manual on KGIS to adjust the toe angle.

⚠ CAUTION

Keep SST tied to the car because there is a risk of injury by dropping the SST during removal of the front lower control arm.



📄 NOTICE

Be careful not to damage the hub bolts when removing the front wheel and tire.

When using SST, be sure not to damage the dust cover of lower arm ball joint.


The peripheral parts may be damaged when removing the lower arm ball joint with a general tool such as lever, so be sure to use SST.

SUBJECT:


FRONT RIGHT LOWER CONTROL ARM REPLACEMENT (SC283)**AFFECTED VEHICLE RANGE:**

Model	Production Date Range
Forte (BDm)	April 13, 2023 to June 7, 2023

REQUIRED TOOL:

Tool Name	Part Number	Figure	Comments
Ball Joint Puller	09568 34000		Drawer 10

REQUIRED PART:

Part Name	Part Number	Figure	Qty.
Lower Control Arm (RHS)	54501 F2AA0QQK		1

WARRANTY INFORMATION:**N Code: N99 C Code: C99**

Claim Type	Causal P/N	Qty.	Repair Description	Labor Op Code	Op Time	Replacement P/N	Qty.
R	54501 F2AA0	0	(SC283) Front Right Lower Control Arm Replacement + Front Wheel Alignment	231M05R0	1.6 M/H	54501 F2AA0QQK	1

Refer to Warranty Bulletin 2023-32 for claim submission procedures.

NOTICE

VIN inquiry data for this repair is provided for tracking purposes only. Kia retailers should reference SC283 when accessing the KDealer+ system.