

- ATTENTION:**
- GENERAL MANAGER
 - PARTS MANAGER
 - CLAIMS PERSONNEL
 - SERVICE MANAGER

IMPORTANT - All Service Personnel Should Read and Initial in the boxes provided, right.

© 2023 Subaru of America, Inc. All rights reserved.



QUALITY DRIVEN® SERVICE

PRODUCT CAMPAIGN BULLETIN

APPLICABILITY: 2022MY BRZ

NUMBER: WRM-23

SUBJECT: Safety Recall – BRZ Rear turn signal illumination failure

DATE: 12/19/23

NHTSA ID: 23V-609

Subaru of America, Inc. (Subaru) has initiated a safety recall for certain 2022 model year BRZ vehicles.

DESCRIPTION OF THE DEFECT AND SAFETY RISK:

The affected vehicles may be equipped with rear combination lamp assemblies where the turn signal may become temporarily inoperable. If the rear turn signal lamps become inoperable, other road users may not realize that the rear turn signal or the rear hazard lights have been activated, increasing the risk of a crash.

REMEDY:

For all affected vehicles, Subaru retailers will replace both rear combination lamp assemblies with assemblies containing an improved circuit, at no cost to the customer.

AFFECTED VEHICLES:

A total of 3,214 U.S. vehicles are included in this recall as listed below. Not all vehicles in the production range listed below are affected by this recall. Coverage must be confirmed by using the Vehicle Coverage Inquiry function on subarunet.com prior to repair.

Model Year	Carline	Production Date Range
2022	BRZ	June 30, 2021 – April 19, 2022

RETAILER RESPONSIBILITY:

Please be advised that it is a violation of Federal law for a dealer to deliver a new motor vehicle covered by a recall under a sale or lease until the defect is remedied. Therefore, any Authorized Subaru Retailer failing to perform the applicable service procedures to correct all affected vehicles in their inventory prior to the vehicle being placed in service may be subject to civil penalties of up to \$26,315 per violation (i.e., for each vehicle), as provided in 49 CFR §578.6 and will also be in breach of the Subaru Dealer Agreement.

<p>CAUTION: VEHICLE SERVICING PERFORMED BY UNTRAINED PERSONS COULD RESULT IN SERIOUS INJURY TO THOSE PERSONS OR TO OTHERS.</p> <p>Subaru Service Bulletins are intended for use by professional technicians ONLY. They are written to inform those technicians of conditions that may occur in some vehicles, or to provide information that could assist in the proper servicing of the vehicle. Properly trained technicians have the equipment, tools, safety instructions, and know-how to do the job correctly and safely. If a condition is described, DO NOT assume that this Service Bulletin applies to your vehicle, or that your vehicle will have that condition.</p>	<p style="text-align: center;">Subaru of America, Inc. is ISO 14001 Compliant</p> <p>ISO 14001 is the international standard for excellence in Environmental Management Systems. Please recycle or dispose of automotive products in a manner that is friendly to our environment and in accordance with all local, state and federal laws and regulations.</p>
--	--

Continued...

Any vehicles listed in any recall/campaign that are in retailer stock must be:

- Immediately identified
- Tagged or otherwise marked to prevent their delivery or use prior to repair
- Repaired in accordance with the repair procedures outlined in the Product Campaign Bulletin






Retailers are to promptly perform the applicable service procedures, to correct all affected vehicles in their inventory (used, demo & SSLP). Whenever a vehicle subject to this recall is taken into retailer inventory necessary steps should be taken to ensure the recall correction has been made before selling or releasing the vehicle.

OWNER NOTIFICATION:

Subaru previously notified affected vehicle owners of this safety recall with an interim owner notification letter on October 27, 2023. A copy of that letter is included at the end of this bulletin.

Subaru will renotify owners by first class mail in early January and advise Subaru retailers when that renotification is scheduled.

PART INFORMATION:

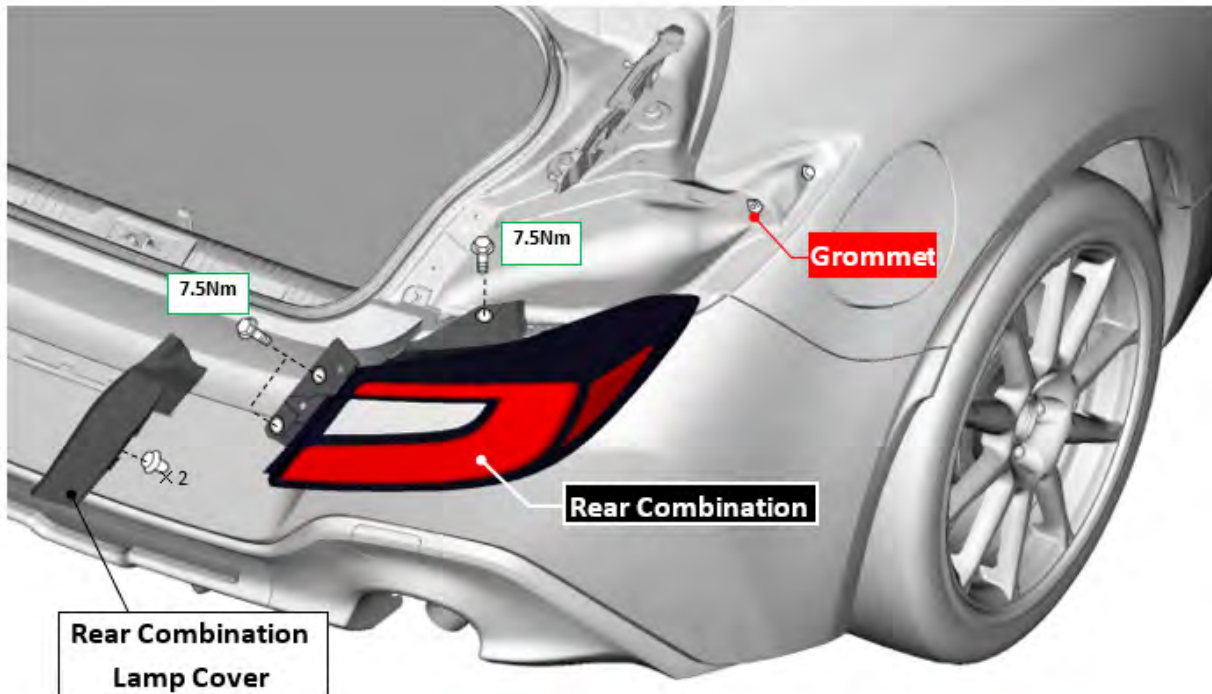
Part Description	Part Description	Quantity	Image
LENS & BODY COMPL RH	84913CC0239S	1	
LENS & BODY COMPL LH	84913CC0339S	1	
GROMMET <i>Only required when damaged during removal</i>	909220013	As Needed*	
CLIP <i>Only required when damaged during removal</i>	909130241	As Needed*	
CORD ASSY <i>Only required when damaged during removal</i>	84981CC010	As Needed*	

* Please review and follow the instruction in the bulletin. Use caution to avoid damage to these parts. These parts are only to be ordered if damage occurs.

NOTE: Retailers with assigned VINS will have PRIME max qty-1 for each side. Retailers without assigned VINS based on registration data will be set to zero and will be required to call PICS if presented a VIN for repair for this recall. If you have any questions contact the PIC line at (866) 782-2782 option 1.

Continued...

COMPONENT DESCRIPTION:



Defective Part

Part Susceptible to Damage

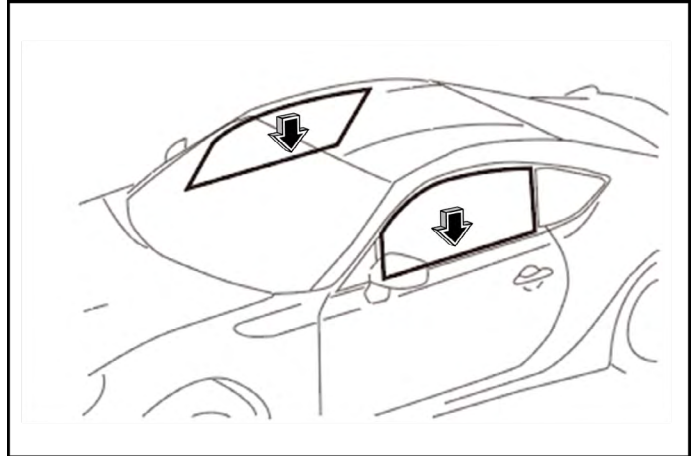
Tightening Torque



Continued...

SERVICE PROCEDURE / INFORMATION:

STEP 1: Fully open both front windows.

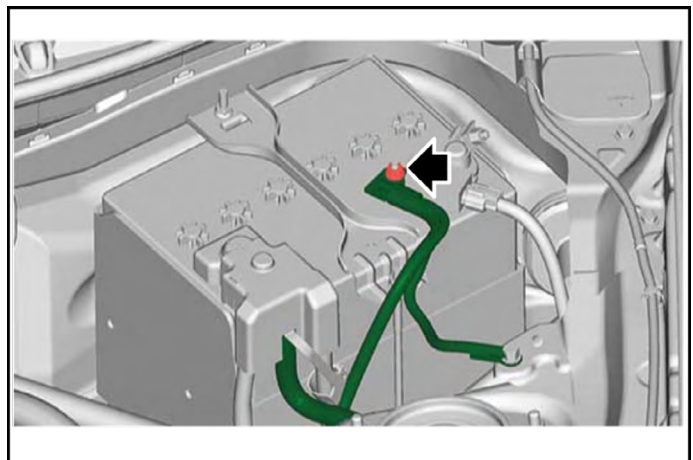


STEP 2: Open the trunk lid.



STEP 3: CAREFULLY disconnect the ground terminal from the battery sensor.

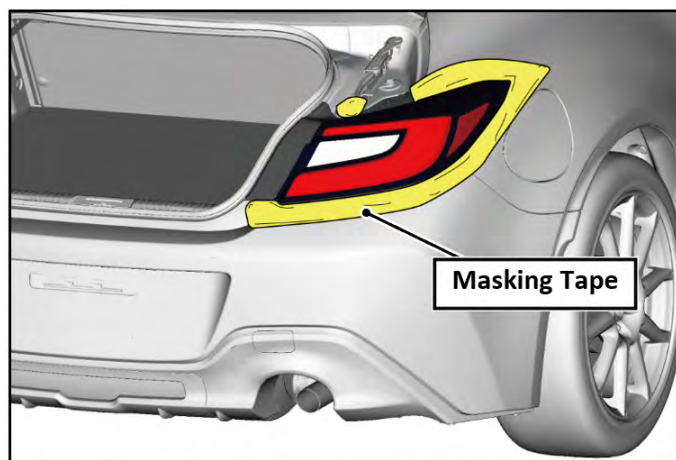
NOTE: Refer to the applicable Service Manual and review: [General Description > Repair Contents > Action required before & after Battery Disconnect](#).



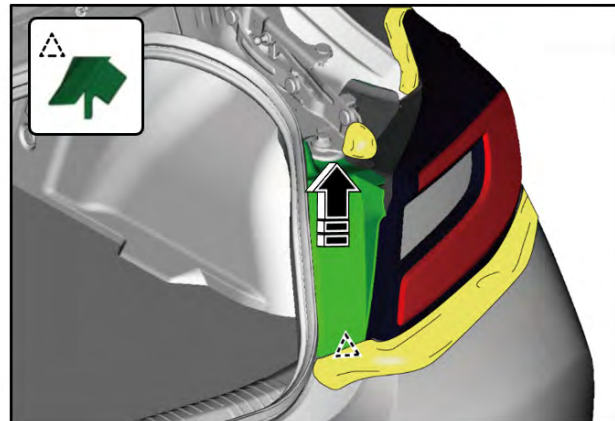
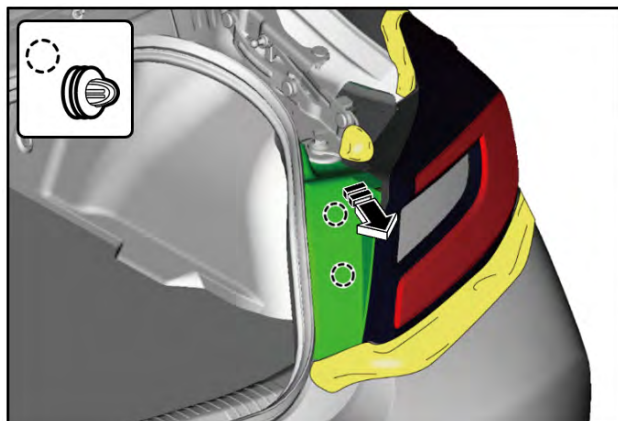
Continued...

STEP 4: To prevent any possible paint damage, apply masking tape to the painted surfaces surrounding right rear combination lamp and the trunk lid strut mounting point. Pay special attention to the upper surface of the rear bumper.

NOTE: 3M™ High Performance Green Masking Tape 401+ can be used for this procedure.


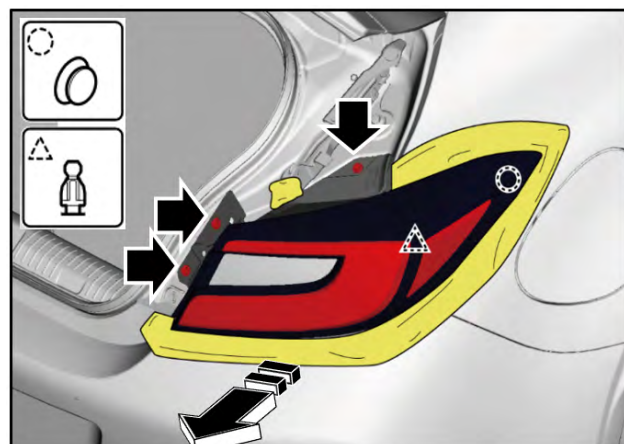


STEP 5: Release the cover mounting clip by **CAREFULLY** pull the upper portion of the cover toward the rear of the vehicle. Once the clip is released, pull the cover upward to release the lower clip. The cover can then be removed.



STEP 6: Remove the three mounting bolts located behind the cover. Disconnect the electrical connector and the combination lamp can be removed.

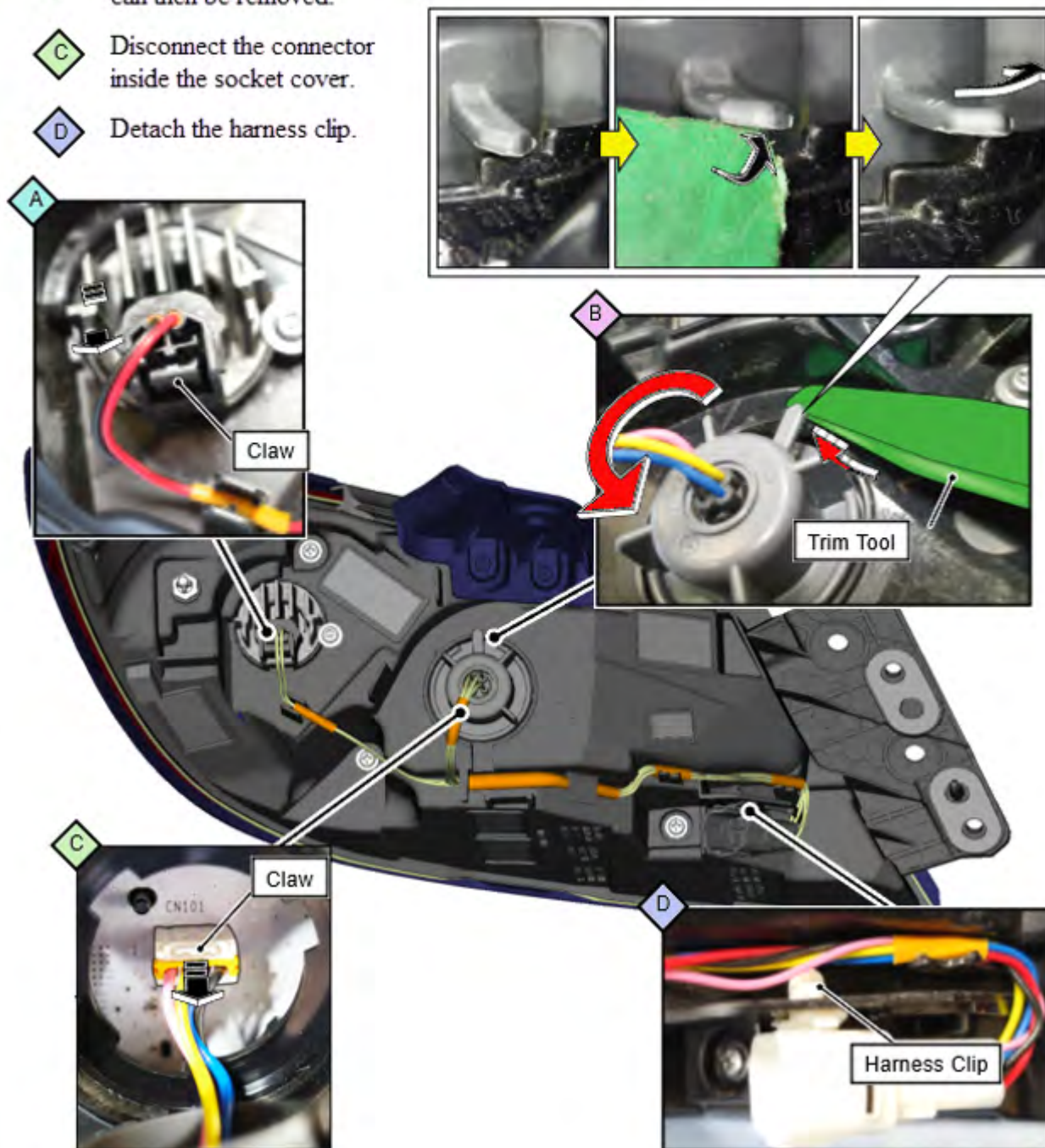
NOTE: A plastic trim tool can be used to further assist removal if required.



Continued...

STEP 7: Remove the cord assembly from the combination lamp.

- A** Disconnect the LED unit connector.
- B** Turn the socket cover while lifting the socket cover lock with a plastic trim tool. The cover can then be removed.
- C** Disconnect the connector inside the socket cover.
- D** Detach the harness clip.



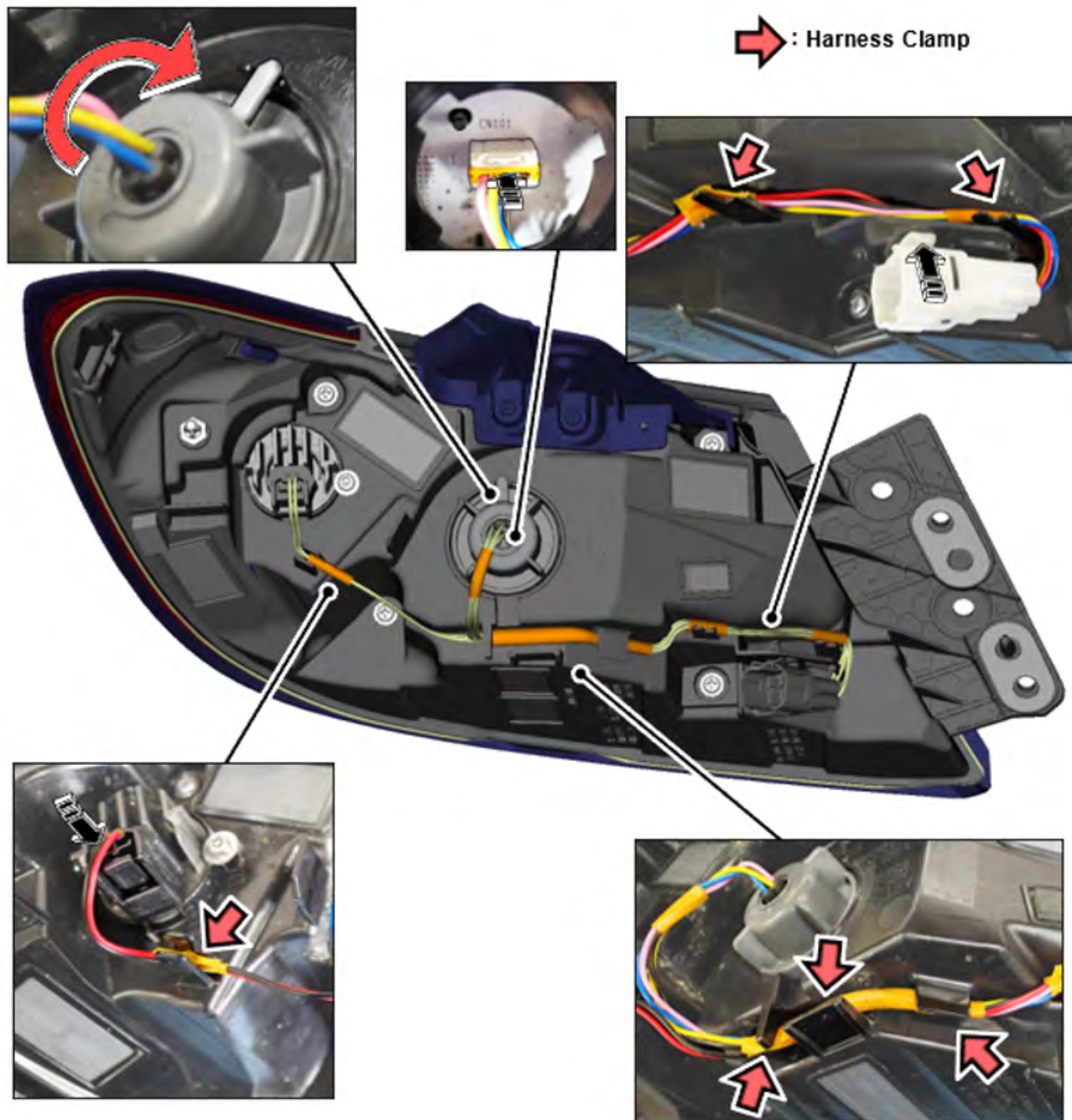
STEP 8: Destroy and dispose of the original combination lamp. Confirm the lamp cannot be reused. For example, after lamp removal, several holes can be drilled in each lamp.

Continued...

STEP 9: Install the original cord assembly onto the new combination lamp in the reverse order of removal. Confirm the cord assembly is routed correctly. See the example images below.

CAUTIONS:

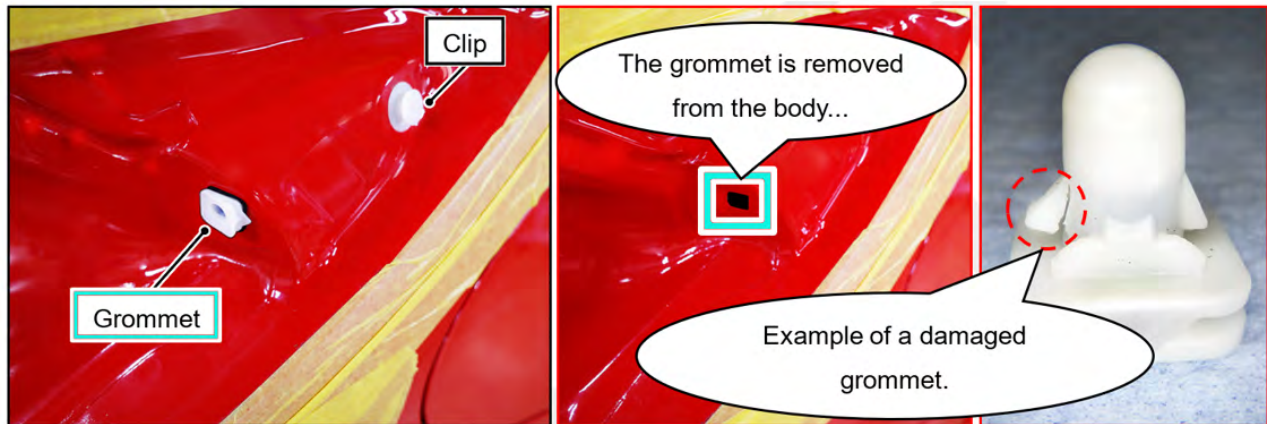
- **When working with the new combination lamp, it is important to place the lamp on a soft and clean cloth or mat to avoid any possible damage to the lens.**
- **Keep the new lamp in a secure area to avoid any possible falling or dropping of the lamp.**
- **CAREFULLY connect the electrical connections. Avoid touching the inner terminals so no bending or foreign matter affect the terminals.**



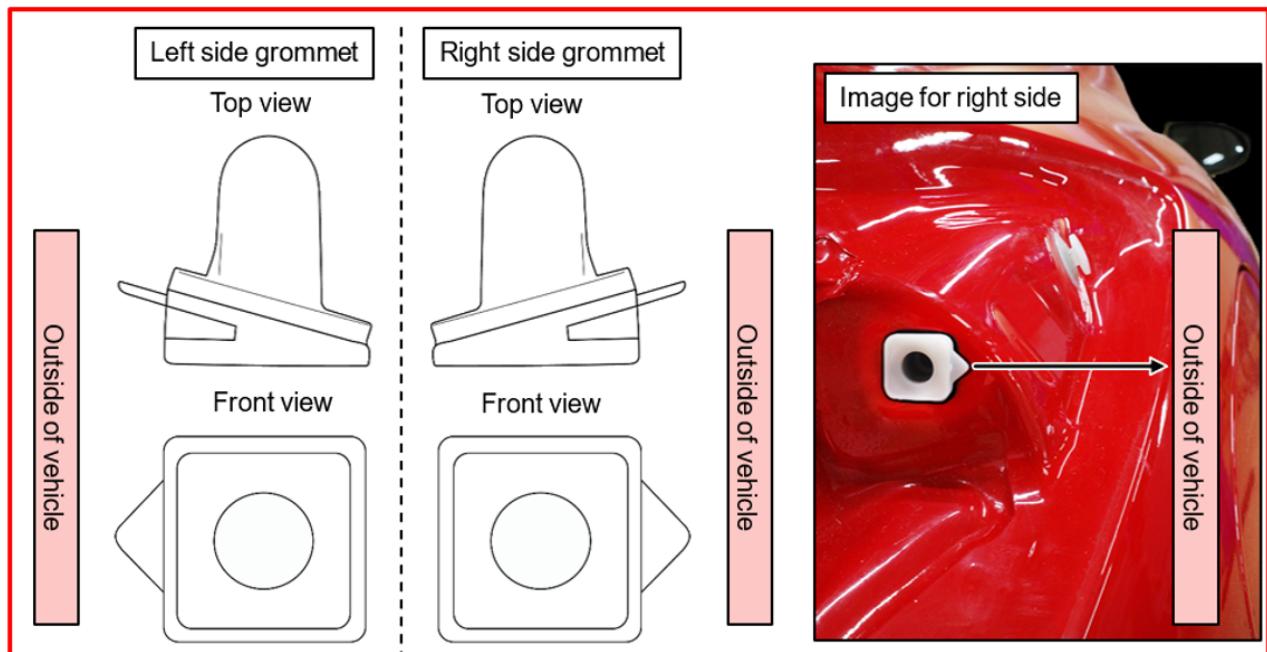
Continued...

STEP 10: Inspect the clip and grommet attached to the body of the vehicle. Confirm there is no loose fitment or physical damage of any kind. If damage is found to the clip or grommet, replacement will be required.

CAUTION: When removing the combination lamp, it is possible for the grommet to be removed along with the lamp. If this occurs, replacement will be required.




IMPORTANT: If grommet replacement is required, it **MUST** be installed with the protrusion facing the outward direction.



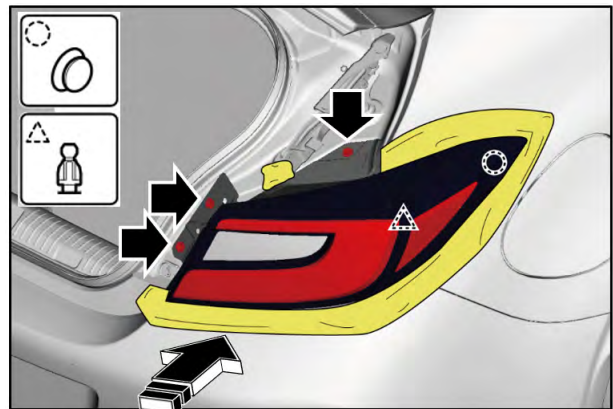
Continued...

STEP 11: Connect the electrical connector. Align the clip and pins with the mounting holes. Firmly press the lamp onto the body.

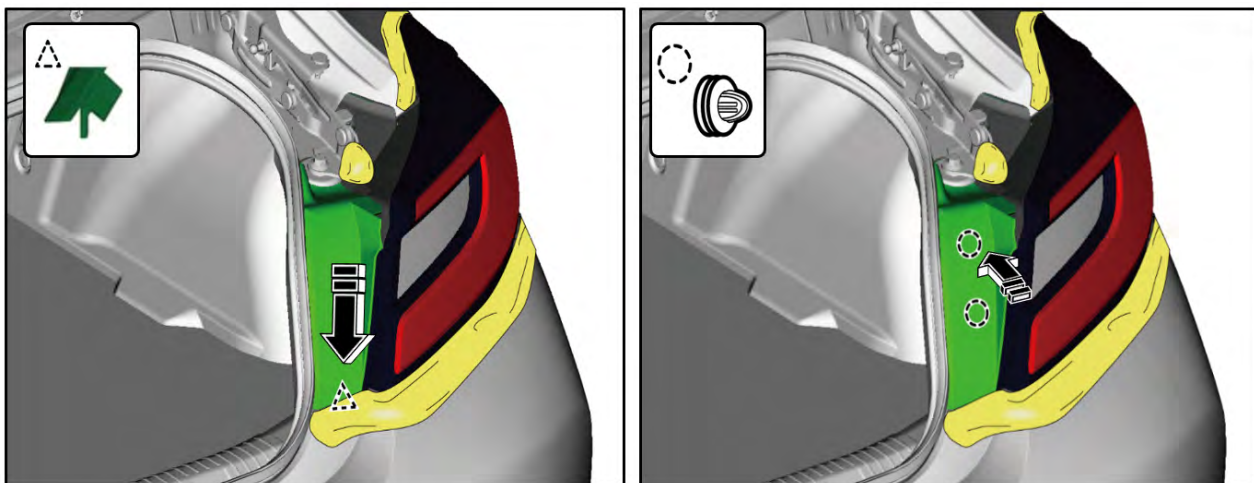
CAUTION: Confirm there is no masking tape caught between the lamp and body.



STEP 12: Install and torque the three mounting bolts to 7.5Nm (5.5ft.-lbs. or 66inch-lbs.).




STEP 13: Install the cover by **CAREFULLY** inserting the lower end of the cover into the rear bumper first and then push the upper clip in the forward direction.



STEP 14: Repeat steps 4 through 14 on the left side of the vehicle and then continue to the next step.

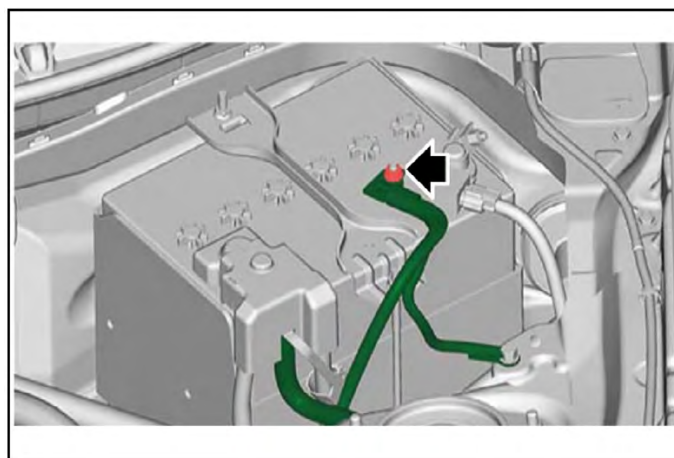
Continued...

STEP 15: Remove all masking tape applied to the vehicle.



STEP 16: Reconnect the ground cable terminal to the battery sensor, torque to 7.5Nm (5.5ft.-lbs. or 66inch.-lbs.) while supporting the sensor with the other hand as outlined in the applicable Service Manual under: STARTING/CHARGING SYSTEMS > Battery Sensor.

NOTE: The terminal may require degreasing prior to torquing to ensure an accurate torque measurement.

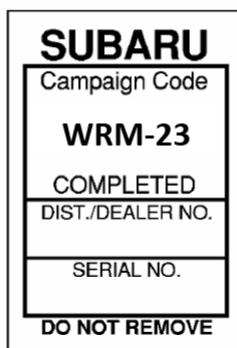


STEP 17: Perform a function test of rear combination lamps to confirm proper operation.

SERVICE PROGRAM IDENTIFICATION LABEL:

Type or print the necessary information on a Campaign Identification Label. The completed label should be attached to the vehicle’s upper radiator support. Additional labels are available through normal parts ordering channels. The part number is **MSA6P1302**, which comes as one sheet of 20 labels.

Part Number	Applicability	Description	Order Quantity
MSA6P1302	All Models	Campaign Completion Labels (contains one sheet of 20 labels)	1



Continued...

CLAIM REIMBURSEMENT AND ENTRY PROCEDURES:

Credit to perform this recall will be based on properly completed repair order information. Retailers may submit claims through Subarunet.com.

Labor Description	Labor Operation #	Labor Time	Fail Code
BOTH TAIL/STOP LIGHT LED ASSYS	A138-603	0.7	WRM-23

IMPORTANT REMINDERS:

- SOA strongly discourages the printing and/or local storage of service information as previously released information and electronic publications may be updated at any time.
- Always check for any open recalls or campaigns anytime a vehicle is in for servicing.
- Always refer to STIS for the latest service information before performing any repairs.

Continued...

URGENT/IMPORTANT SAFETY RECALL

**This notice applies to the VIN identified
in the address section printed below**



PO Box 9103
Camden, NJ 08101-9877
844-373-6614
www.subaru.com

**Subaru Safety Recall WRM-23
NHTSA ID 23V-609
October 2023**

Interim Notification

Dear Subaru Owner:

This notice is sent to you in accordance with the National Traffic and Motor Vehicle Safety Act.

Subaru of America, Inc. (Subaru) has decided that a defect which relates to motor vehicle safety exists in certain 2022 model year BRZ vehicles.

You received this notice because our records indicate that you currently own one of these vehicles.

DESCRIPTION OF THE DEFECT

The vehicles included in this recall may be equipped with rear combination lamp assemblies where the rear turn signals may become temporarily inoperative.

SAFETY RISK

If the rear turn signals become inoperative, other road users may not realize that the rear turn signal or the rear hazard lights have been activated, increasing the risk of a crash.

WHAT SUBARU WILL DO

Subaru is in the process of acquiring the parts to perform this repair and expects to have a sufficient supply available in December. Once parts are available, Subaru will send you a follow up letter, and will replace both rear combination lamp assemblies at no cost to you.

WHAT YOU SHOULD DO

Once you receive the follow up letter stating that parts are available, please contact your Subaru retailer (dealer) to schedule an appointment for this repair. If you find that the turn signal indicator light is blinking rapidly, please have your vehicle inspected by your Subaru retailer.

OWNER INFORMATION

Government regulations require that recall notifications be sent to the last known owner of record. That information is based primarily on state registration and title data. If you are a lessor of this vehicle, federal regulations require you to forward this notice to your lessee within ten days.

If you have moved or sold your vehicle, please go to <https://www.subaru.com/support/customer-support.html> to send us your information.

IF YOU HAVE PREVIOUSLY PAID FOR A REPAIR

If you have already paid for repairs associated with this condition, you may be eligible for reimbursement. Reimbursement consideration will be based on the amount an authorized Subaru retailer in your area would charge for the same repair.

Please send the original service repair order, which has the name of the repair facility, date of repair, mileage at the time of repair, complete 17-digit vehicle identification number (VIN), and your name, with correct mailing address and telephone number to the address listed below:

Subaru of America, Inc.

Customer Advocacy Department, Attention: WRM-23 Recall

P.O. Box 9103, Camden, NJ 08101-9877

Please send original receipts only and retain a photocopy for your records. Please be assured that we will attempt to process your reimbursement request as quickly as possible, but it may take up to 60 days for this process to be completed.

IF YOU NEED FURTHER ASSISTANCE:

To locate the nearest Subaru retailer, you can access our website at www.subaru.com and select 'Find a Retailer.'

For additional information, please go to: <http://www.wrm23.service-campaign.com>.

If you need additional assistance, please contact us directly:

- By e-mail: Go to www.subaru.com and select "Customer Support"
- By telephone: 1-844-373-6614
Monday through Friday between 8:00 a.m. and 7:00 p.m. ET
- By U.S. Postal mail: Write us at Subaru of America, Inc.
Attn: Customer Advocacy Department
P.O. Box 9103, Camden, NJ 08101-9877

To subscribe to the NHTSA Recall Notification email System, please go to: <https://www-odi.nhtsa.dot.gov/nhtsa/subscriptions>.

Please contact us immediately if the Subaru retailer fails or is unable to make the necessary repairs free of charge.

You may also contact the Administrator, National Highway Traffic Safety Administration (NHTSA), 1200 New Jersey Ave., SE, Washington, DC 20590 or call the toll-free Vehicle Safety Hotline at 1-888-327-4236 (TTY: 1-800-424-9153) or go to <http://www.NHTSA.gov> if you believe the Subaru retailer has failed or is unable to remedy your vehicle without charge within a reasonable amount of time.

Your continued satisfaction with your Subaru is important to us. Please understand that we have taken this action in the interest of your safety and your vehicle's proper operation. We sincerely apologize for any inconvenience this matter may cause and urge you to schedule an appointment as soon as possible.

Sincerely,

Subaru of America, Inc.

A subsidiary of SUBARU CORPORATION

**URGENT
IMPORTANT SAFETY RECALL**

**This notice applies to the VIN identified in
the address section printed below**



PO Box 9103
Camden, NJ 08101-9877
844-373-6614
www.subaru.com

**Subaru Safety Recall WRM-23
NHTSA ID 23V-609
January 2024**

Dear Subaru Owner:

This notice is sent to you in accordance with the National Traffic and Motor Vehicle Safety Act.

Subaru of America, Inc. (Subaru) has decided that a defect which relates to motor vehicle safety exists in certain 2022 model year BRZ vehicles.

You previously received a letter informing you of this safety recall, stating that the parts were not yet available. This follow up letter is to inform you that parts are now available to remedy your vehicle.

DESCRIPTION OF THE DEFECT

The vehicles included in this recall may be equipped with rear combination lamp assemblies where the rear turn signals may become temporarily inoperative.

SAFETY RISK

If the rear turn signals become inoperative, other road users may not realize that the rear turn signal or the rear hazard lights have been activated, increasing the risk of a crash.

WHAT SUBARU WILL DO

Subaru will replace both rear combination lamp assemblies at no cost to you.

WHAT YOU SHOULD DO

Please contact your Subaru retailer (dealer) to schedule an appointment for this repair. If you find that the turn signal indicator light is blinking rapidly, please have your vehicle inspected by your Subaru retailer.

HOW LONG WILL THE REPAIR TAKE?

The time required for this repair is approximately 45 minutes. Your retailer can provide you with a better estimate of the overall time for this service visit, as it may be necessary to leave your vehicle for a longer period of time on the day of your scheduled appointment to allow your Subaru retailer flexibility in scheduling.

OWNER INFORMATION

Government regulations require that recall notifications be sent to the last known owner of record. That information is based primarily on state registration and title data. If you are a lessor of this vehicle, federal regulations require you to forward this notice to your lessee within ten days.

If you have moved or sold your vehicle, please go to <https://www.subaru.com/support/customer-support.html> to send us your information.

IF YOU HAVE PREVIOUSLY PAID FOR A REPAIR

If you have already paid for repairs associated with this condition, you may be eligible for reimbursement. Reimbursement consideration will be based on the amount an authorized Subaru retailer in your area would charge for the same repair.

Please send the original service repair order, which has the name of the repair facility, date of repair, mileage at the time of repair, complete 17-digit vehicle identification number (VIN), and your name, with correct mailing address and telephone number to the address listed below:

Subaru of America, Inc.
Customer Advocacy Department, Attention: WRM-23 Recall
P.O. Box 9103, Camden, NJ 08101-9877

Please send original receipts only and retain a photocopy for your records. Please be assured that we will attempt to process your reimbursement request as quickly as possible, but it may take up to 60 days for this process to be completed.

IF YOU NEED FURTHER ASSISTANCE:

To locate the nearest Subaru retailer, you can access our website at www.subaru.com and select 'Find a Retailer.'

For additional information, please go to: <http://www.wrm23.service-campaign.com>.

If you need additional assistance, please contact us directly:

- By e-mail: Go to www.subaru.com and select "Customer Support"
- By telephone: 1-844-373-6614
Monday through Friday between 8:00 a.m. and 7:00 p.m. ET
- By U.S. Postal mail: Write us at Subaru of America, Inc.
Attn: Customer Advocacy Department
P.O. Box 9103, Camden, NJ 08101-9877

To subscribe to the NHTSA Recall Notification email System, please go to: <https://www-odi.nhtsa.dot.gov/nhtsa/subscriptions>.

Please contact us immediately if the Subaru retailer fails or is unable to make the necessary repairs free of charge.

You may also contact the Administrator, National Highway Traffic Safety Administration (NHTSA), 1200 New Jersey Ave., SE, Washington, DC 20590 or call the toll-free Vehicle Safety Hotline at 1-888-327-4236 (TTY: 1-800-424-9153) or go to <http://www.NHTSA.gov> if you believe the Subaru retailer has failed or is unable to remedy your vehicle without charge within a reasonable amount of time.

Your continued satisfaction with your Subaru is important to us. Please understand that we have taken this action in the interest of your safety and your vehicle's proper operation. We sincerely apologize for any inconvenience this matter may cause and urge you to schedule an appointment as soon as possible.

Sincerely,

Subaru of America, Inc.

A subsidiary of SUBARU CORPORATION