

<p>TO: Freightliner Dealer Principals, General Managers, Sales Managers, Service Managers, Parts Managers</p>	<p>FROM: Anthony Washington, Senior Manager, Regulations and Certifications</p>
<p><b>Re: Launch Recall Campaign Notification</b> <b>Model Sprinter 907</b> <b>Model Years 2021</b> <b>Replace Fuel Delivery Module</b></p>	<p>DATE: October, 2023</p>



**IMPORTANT RECALL CAMPAIGN INFORMATION**

Please see the attached documents related to the campaign listed above.

<b>Campaign No. :</b>	<b>Campaign Desc. :</b>	<b>Replace Fuel Delivery Module</b>
<b>2023090004</b>	<b>VS3KRAPUMP</b>	
<p>This is to notify you of a Recall Campaign Launch to replace the fuel delivery module on approximately 1,121 MY 2021 Freightliner Sprinter vans. The recall campaign will be visible on the <a href="http://www.safercar.gov">www.safercar.gov</a> website and may generate questions from customers. All affected VINs will be flagged as "OPEN" in VMI and cannot be sold until the recall has been remedied.</p>		
<b>Background</b>		
<b>Issue</b>	<p>Mercedes-Benz AG, the manufacturer of Sprinter vans, has determined that on certain Sprinter (907 platform) vehicles the fuel pump impeller might not meet specifications in regards to material characteristics. As a consequence, the impeller might deform and come into contact with the fuel pump housing, leading to a mechanical resistance. In some instances, this could lead to a shutdown of the fuel pump. As a result, the vehicle could lose propulsion, which could increase the risk of a crash or injury.</p>	
<b>What We're Doing</b>	<p>As a precautionary measure, DVUSA will check the fuel delivery module on the affected vehicles and replace it, if necessary.</p>	
<b>Parts</b>	<p><b>Parts are available and can be ordered as necessary.</b></p>	
<b>Vehicles Affected</b>		
<b>Vehicle Model Year(s)</b>	2021	
<b>Vehicle Model</b>	Sprinter	
<b>Vehicle Populations</b>		
<b>Population</b>	1,121	
<b>Dealer Inventory</b>	0	
<p><b>Given this notice, it is a violation of Federal law for a dealer to sell or lease any new vehicles in dealer inventory covered by this notification until the vehicle has been repaired.</b></p>		
<p><b>Loaner and demonstrator vehicles may continue to be driven, but must not be retailed until repaired.</b></p>		
<p><b>Additionally, given this notice, it is a violation of Federal Law for rental companies to rent new vehicles covered by this notification until the vehicle has been repaired.</b></p>		
<b>Next Steps/Notes</b>		
<b>Customer Notification Timeline</b>	An owner notification letter to be mailed in November, 2023.	
<b>AOMS/SOMS</b>	AOMs – This recall may generate questions from your dealers. Please forward this notice to your dealers ASAP.	
<b>Rental Fleet Partners</b>	This recall may affect vehicles in your fleet. Please contact your respective DVUSA fleet representative for further information and next steps. For repairs, please contact your preferred DVUSA dealer.	
<p>While we regret any inconvenience this may cause, we are determined to maintain a high level of vehicle quality and customer satisfaction.</p>		

Campaign No. 2023090004 October, 2023

TO: ALL FREIGHTLINER CENTERS

SUBJECT: **Model 907 Sprinter, Model Year 2021**  
**Replace Fuel Delivery Module**

Mercedes-Benz AG, the manufacturer of Sprinter vans, has determined that on certain Sprinter (907 platform) vehicles the fuel pump impeller might not meet specifications in regards to material characteristics. As a consequence, the impeller might deform and come into contact with the fuel pump housing, leading to a mechanical resistance. In some instances, this could lead to a shutdown of the fuel pump. As a result, the vehicle could lose propulsion, which could increase the risk of a crash or injury.

As a precautionary measure, DVUSA will check the fuel delivery module on the affected vehicles and replace it, if necessary.

Prior to performing this Recall Campaign:

- Please check VMI to determine if the vehicle is involved in the Campaign and if it has been previously repaired.
- Please review the entire Recall Campaign bulletin and follow the repair procedure exactly as described.

Please note that Recall Campaigns **do not expire** and may also be performed on a vehicle with a vehicle status indicator.

Approximately **1,121** vehicles are involved.

Order No. V-RC-2023090004

This bulletin has been created and maintained in accordance with MBUSA-SLP S423QH001, Document and Data Control, and MBUSA-SLP S424HH001, Control of Quality Records.


**Model 907 with engine 274**

**Operation no. of the operation texts or standard texts and flat rates**

Category	Op. no.	Operation text	Time	Damage Code	Codeword
L	12 1719	Operations: Replace fuel delivery module	1.3 h	47 902 07	VS3KRAPU MP
L	12 1720	Operations: Extract fuel vapors (when working on fuel system)	0.1 h	47 902 07	VS3KRAPU MP
L	12 1723	Operations: Extra work for replacing fuel delivery module on delivery without fill level sensor	0.1 h	47 902 07	VS3KRAPU MP

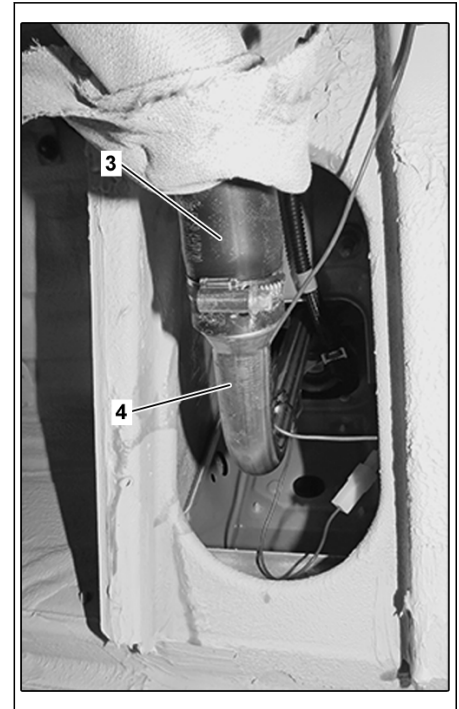
\*\*extra time only If you receive a part without the fill level sensor

- 1 Fuel tank fill level sensor
- 2 Fuel feed module





D47.20-A027-03

- 3 Fuel hose
- 4 Filler neck



D47.20-A028-03

 <b>Danger</b>	<b>Risk of explosion</b> caused by fuel igniting, risk of poisoning caused by inhaling and swallowing fuel as well as risk of injury to eyes and skin caused by contact with fuel.	No fires, sparks, open flames or smoking. Pour fuels into suitable and appropriately marked containers only.  Wear protective clothing when handling fuel.	AS47.00-Z-0001-01A
 <b>Caution</b>	<b>Risk of injury</b> caused by scraping or cutting body parts on sharp vehicle parts	Always wear protective gloves when working on or near sharp and non-deburred vehicle parts.  Deburr repair panels.	AS00.00-Z-0017-01A
<b>Notice</b>	Notes on avoiding damage through contamination and foreign objects		AH00.00-P-5000-01A



**Parts ordering note**

<b>Part no.</b>	<b>Designation</b>	<b>Quantity</b>
A 907 470 40 02	**Fuel feed module (with FILL LEVEL SENSOR)	1
A 025 997 18 45	O-ring	1
-	Additional replacement part scopes, small parts and consumable materials required for carrying out this service measure must be replaced in accordance with the information in the repair documents referenced in this document. These must be determined according to the vehicle identification number (FIN) via the "XENTRY Parts Information" system and, whilst not listed in the parts ordering note, they are included in the costing.	n. B.

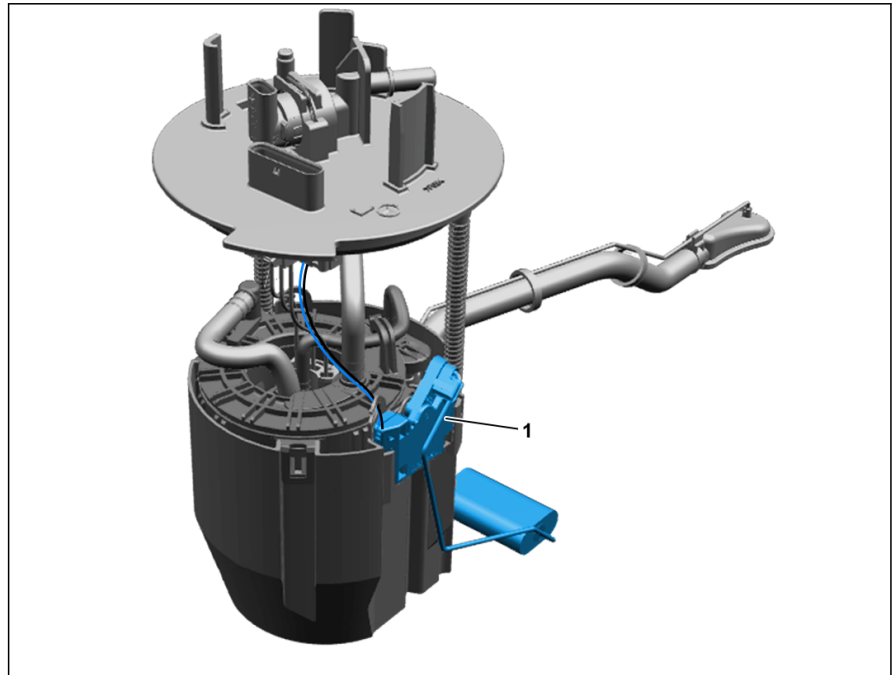
\*\*Paragon may substitute for A907470550028 (without FILL LEVEL SENSOR)

Work instruction for modifying the fuel delivery module  
without fill sensor are shown on the next page

SM47.20-D-0027-02SG	Modify fill level sensor of fuel delivery module (code: VS3KRAPUMP, acc. no.: 47 902 07)		
---------------------	--	--	--

**Model 907 with engine 274**

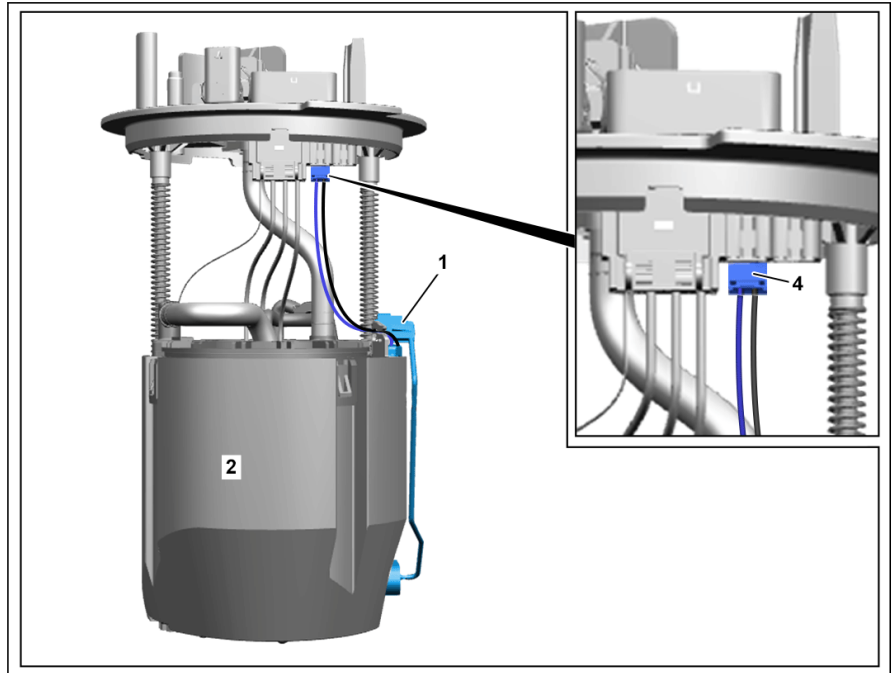
1 Fill level sensor



D47.20-A029-76



- 1 Release and disconnect electrical connector(4).




D47.20-A030-76

- 2 Unclip electric lines from line routing (3).

- 3 Push fill level sensor (1) forwards in area of line routing (3) and then unclip upwards.

**i Installation:**  
Check that the fill level sensor (1) is correctly locked.

- 4 Install in the reverse order.



D47.20-A031-76