

TO: Mercedes-Benz Principals, General Managers, Sales Managers, Service Managers, Parts Managers	FROM: Anthony Washington, Department Manager, Regulations and Certifications
Re: Recall Campaign Launch Notification Model 907 (Sprinter) Model Years 2019-2022 Update Park Lock Function (Software Update)	DATE: December, 2022



Mercedes-Benz

IMPORTANT RECALL CAMPAIGN INFORMATION

Please see the attached documents related to the campaign listed above

Work instructions are listed in sequence
Scroll down for applicable campaign



Campaign No. :	Campaign Desc. :	Update Park Lock Function
2022120008	22V2790611	
2022120007	22V2790612	
2022120006	22V2790613	
<p>This is to notify you of a Recall Campaign Launch to update the park lock function on approximately 115,115 MY19-22 Mercedes-Benz Sprinter vans. The recall campaign will be visible on the www.safercar.gov website and may generate questions from customers. All affected VINs will be flagged as “OPEN” in VMI and cannot be sold until repaired.</p>		
Background		
Issue	<p>Mercedes-Benz AG (MBAG), the manufacturer of Mercedes-Benz Sprinter Vans, has determined that on certain Sprinter (907 platform) vehicles, a component of the park lock system might wear due to specific driver parking practices and impair the safe parking of the vehicle. If the vehicle is not properly secured in accordance with parking instructions in the operator’s manual (including usage of the parking brake), it cannot be ruled out that the vehicle might roll away from its parked position under certain circumstances. Thus, the risk of an accident could increase.</p>	
What We’re Doing	<p>MBUSA is conducting a voluntary recall. An authorized Mercedes-Benz Sprinter dealer will update the software of various control units (Direct Select Module, Electronic Ignition Switch Module, Electronic Stability Program Module, and Transmission Control Unit) on the affected vehicles.</p>	
Remedy	The software is available	
Vehicles Affected		
Vehicle Model Year(s)	Model Year 2019-2022	
Vehicle Model	Sprinter VS30, Platform 907	
Vehicle Populations		
Total Recall	115,115	
<p>Given this notice, it is a violation of Federal Law for a dealer to sell or lease any new vehicles in dealer inventory covered by this notification until the vehicle has been repaired.</p> <p>Loaner and demonstrator vehicles may continue to be driven, but must not be retailed until repaired.</p> <p>Additionally, given this notice, it is a violation of Federal Law for rental companies to rent new vehicles covered by this notification until the vehicle has been repaired.</p>		
Next Steps/Notes		
Customer Notification Timeline	An owner notification letter to be mailed in end of January, 2023	
AOMS/SOMS	AOMs – This recall may generate questions from your dealers. Please forward this notice to your dealers ASAP.	
Rental Fleet Partners	This recall may affect vehicles in your fleet. Please contact your respective MBUSA fleet representative for further information and next steps. For repairs, please contact your preferred MBUSA dealer.	
<p>While we regret any inconvenience this may cause, we are determined to maintain a high level of vehicle quality and customer satisfaction.</p>		





Mercedes-Benz

Campaign No. December, 2022

2022120008 - 22V2790611

TO: ALL MERCEDES-BENZ CENTERS

SUBJECT: **Model 907 Sprinter, Model Year 2019-2022
Update Park Lock Function (software update)**

Mercedes-Benz AG (MBAG), the manufacturer of Mercedes-Benz Sprinter Vans, has determined that on certain Sprinter (907 platform) vehicles, a component of the park lock system might wear due to specific driver parking practices and impair the safe parking of the vehicle. If the vehicle is not properly secured in accordance with parking instructions in the operator's manual (including usage of the parking brake), it cannot be ruled out that the vehicle might roll away from its parked position under certain circumstances. Thus, the risk of an accident could increase.

MBUSA is conducting a voluntary recall. An authorized Mercedes-Benz Sprinter dealer will update the software of various control units (Direct Select Module, Electronic Ignition Switch Module, Electronic Stability Program Module, and Transmission Control Unit) on the affected vehicles.

Prior to performing the campaign:

- Please check VMI to determine if the vehicle is involved in the Campaign and if it has been previously repaired.
- Please review the entire Recall Campaign bulletin and follow the repair procedure exactly as described.

Please note that Recall Campaigns **do not expire** and may also be performed on a vehicle with a vehicle status indicator.

Approximately **115,115** vehicles are involved.

Order No. V-RC-2022120008 This bulletin has been created and maintained in accordance with MBUSA-SLP S423QH001, Document and Data Control, and MBUSA-SLP S424HH001, Control of Quality Records.



Mercedes-Benz

Work instructions

Van

Group 27

CODE: 22V2790611

SM27.19-D-0041SG

15.12.2022

Update control unit software (code: 22V2790611, acc. no.: 27 906 11)

Model 907 with transmission 722.9

SM27.19-D-0041SG	Update control unit software (code: 22V2790611, acc. no.: 27 906 11)	
-------------------------	---	--






Model **907 with transmission 722.9**

Operation no. of the operation texts or standard texts and flat rates

Category	Op. no.	Operation text	Time	Damage Code	Code
L	02 2443	Operations: Connect/disconnect diagnostic system	0.1 hr	27 906 11	22V2790611
L	02 2445	Operations: Connect/disconnect charger (vehicle diagnosis system connected)	0.1 hr	27 906 11	22V2790611
L	02 2442	Operations: Update control unit software (vehicle diagnosis system connected)	0.1 hr	27 906 11	22V2790611

Important!

Automated procedure - up to five (5) control units are updated.

	Notes on programming control units		AH54.21-P-0001-03Z
	Check		
1	Check whether vehicle is affected by measure.		
	Update software		
2 	Connect charging equipment. Maintaining on-board electrical system voltage when performing test and diagnosis work on vehicle	 <p>During the entire work procedure a sufficiently large voltage supply must be provided for the vehicle's on-board electrical system. Otherwise any undervoltage that occurs may damage the control units.</p>  <p>Follow the operating instructions for the charger.</p>  <p>Use the charger to ensure that an adequate power supply (min. 12.5 V) is provided for the on-board electrical system battery.</p>	AR54.10-D-1127TS

3 AD	Connect diagnostic system.	<p>i Always use the latest XENTRY Diagnosis software release with all available add-ons.</p> <p>i It is absolutely essential to precisely follow the operation steps as described in the vehicle diagnosis system.</p>	AD00.00-D-2000-06TS
4	Update automatic transmission control unit software.	<p>i The operation steps must be performed exactly as per XENTRY Diagnosis.</p> <p>Automated procedure - up to five (5) control units are updated.</p>	
5 AD	Disconnect diagnostic system.		AD00.00-D-2000-06TS
6 AR	Remove charger from vehicle.		AR54.10-D-1127TS



Mercedes-Benz

Campaign No. December, 2022

2022120007 - 22V2790612

TO: ALL MERCEDES-BENZ CENTERS

SUBJECT: **Model 907 Sprinter, Model Year 2019-2022
Update Park Lock Function (software update)**

Mercedes-Benz AG (MBAG), the manufacturer of Mercedes-Benz Sprinter Vans, has determined that on certain Sprinter (907 platform) vehicles, a component of the park lock system might wear due to specific driver parking practices and impair the safe parking of the vehicle. If the vehicle is not properly secured in accordance with parking instructions in the operator's manual (including usage of the parking brake), it cannot be ruled out that the vehicle might roll away from its parked position under certain circumstances. Thus, the risk of an accident could increase.

MBUSA is conducting a voluntary recall. An authorized Mercedes-Benz Sprinter dealer will update the software of various control units (Direct Select Module, Electronic Ignition Switch Module, Electronic Stability Program Module, and Transmission Control Unit) on the affected vehicles.

Prior to performing the campaign:

- Please check VMI to determine if the vehicle is involved in the Campaign and if it has been previously repaired.
- Please review the entire Recall Campaign bulletin and follow the repair procedure exactly as described.

Please note that Recall Campaigns **do not expire** and may also be performed on a vehicle with a vehicle status indicator.

Approximately **115,115** vehicles are involved.

Order No. V-RC-2022120007 This bulletin has been created and maintained in accordance with MBUSA-SLP S423QH001, Document and Data Control, and MBUSA-SLP S424HH001, Control of Quality Records.



Mercedes-Benz

Work instructions

Van

Group 27

CODE: 22V2790612

SM27.19-D-0042SG

15.12.2022

Update control unit software (code: 22V2790612, acc. no.: 27 906 12)

Model 907 with transmission 722.9

SM27.19-D-0042SG	Update control unit software (code: 22V2790612, acc. no.: 27 906 12)	
-------------------------	---	--






Model 907 with transmission 722.9

Operation no. of the operation texts or standard texts and flat rates

Category	Op. no.	Operation text	Time	Damage Code	Code
L	02 2443	Operations: Connect/disconnect diagnostic system	0.1 hr	27 906 12	22V2790612
L	02 2445	Operations: Connect/disconnect charger (vehicle diagnosis system connected)	0.1 hr	27 906 12	22V2790612
L	02 2442	Operations: Update control unit software (vehicle diagnosis system connected)	0.1 hr	27 906 12	22V2790612

Important!

Automated procedure - up to five (5) control units are updated.

	Notes on programming control units		AH54.21-P-0001-03Z
	Check		
1	Check whether vehicle is affected by measure.		
	Update software		
2 	Connect charging equipment. Maintaining on-board electrical system voltage when performing test and diagnosis work on vehicle	 <p>During the entire work procedure a sufficiently large voltage supply must be provided for the vehicle's on-board electrical system. Otherwise any undervoltage that occurs may damage the control units.</p>  <p>Follow the operating instructions for the charger.</p>  <p>Use the charger to ensure that an adequate power supply (min. 12.5 V) is provided for the on-board electrical system battery.</p>	AR54.10-D-1127TS

3 AD	Connect diagnostic system.	<p>i Always use the latest XENTRY Diagnosis software release with all available add-ons.</p> <p>i It is absolutely essential to precisely follow the operation steps as described in the vehicle diagnosis system.</p>	AD00.00-D-2000-06TS
4	Update automatic transmission control unit software.	<p>i The operation steps must be performed exactly as per XENTRY Diagnosis.</p> <p>Automated procedure - up to five (5) control units are updated.</p>	
5 AD	Disconnect diagnostic system.		AD00.00-D-2000-06TS
6 AR	Remove charger from vehicle.		AR54.10-D-1127TS



Mercedes-Benz

Campaign No. December, 2022

2022120006 - 22V2790613

TO: ALL MERCEDES-BENZ CENTERS

SUBJECT: **Model 907 Sprinter, Model Year 2019-2022
Update Park Lock Function (software update)**

Mercedes-Benz AG (MBAG), the manufacturer of Mercedes-Benz Sprinter Vans, has determined that on certain Sprinter (907 platform) vehicles, a component of the park lock system might wear due to specific driver parking practices and impair the safe parking of the vehicle. If the vehicle is not properly secured in accordance with parking instructions in the operator's manual (including usage of the parking brake), it cannot be ruled out that the vehicle might roll away from its parked position under certain circumstances. Thus, the risk of an accident could increase.

MBUSA is conducting a voluntary recall. An authorized Mercedes-Benz Sprinter dealer will update the software of various control units (Direct Select Module, Electronic Ignition Switch Module, Electronic Stability Program Module, and Transmission Control Unit) on the affected vehicles.

Prior to performing the campaign:

- Please check VMI to determine if the vehicle is involved in the Campaign and if it has been previously repaired.
- Please review the entire Recall Campaign bulletin and follow the repair procedure exactly as described.

Please note that Recall Campaigns **do not expire** and may also be performed on a vehicle with a vehicle status indicator.

Approximately **115,115** vehicles are involved.

Order No. V-RC-2022120006 This bulletin has been created and maintained in accordance with MBUSA-SLP S423QH001, Document and Data Control, and MBUSA-SLP S424HH001, Control of Quality Records.



Mercedes-Benz

Work instructions

Van

Group 27

CODE: 22V2790613

SM27.19-D-0043SG

15.12.2022

Update control unit software (code: 22V2790613, acc. no.: 27 906 13)

Model 907 with transmission 722.9

SM27.19-D-0043SG	Update control unit software (code: 22V2790613, acc. no.: 27 906 13)	
-------------------------	---	--






Model 907 with transmission 722.9

Operation no. of the operation texts or standard texts and flat rates

Category	Op. no.	Operation text	Time	Damage Code	Code
L	02 2443	Operations: Connect/disconnect diagnostic system	0.1 hr	27 906 13	22V2790613
L	02 2445	Operations: Connect/disconnect charger (vehicle diagnosis system connected)	0.1 hr	27 906 13	22V2790613
L	02 2442	Operations: Update control unit software (vehicle diagnosis system connected)	0.1 hr	27 906 13	22V2790613

Important!

Automated procedure - up to five (5) control units are updated.

	Notes on programming control units		AH54.21-P-0001-03Z
	Check		
1	Check whether vehicle is affected by measure.		
	Update software		
2 	Connect charging equipment. Maintaining on-board electrical system voltage when performing test and diagnosis work on vehicle	 <p>During the entire work procedure a sufficiently large voltage supply must be provided for the vehicle's on-board electrical system. Otherwise any undervoltage that occurs may damage the control units.</p>  <p>Follow the operating instructions for the charger.</p>  <p>Use the charger to ensure that an adequate power supply (min. 12.5 V) is provided for the on-board electrical system battery.</p>	AR54.10-D-1127TS

3 AD	Connect diagnostic system.	<p>i Always use the latest XENTRY Diagnosis software release with all available add-ons.</p> <p>i It is absolutely essential to precisely follow the operation steps as described in the vehicle diagnosis system.</p>	AD00.00-D-2000-06TS
4	Update automatic transmission control unit software.	<p>i The operation steps must be performed exactly as per XENTRY Diagnosis.</p> <p>Automated procedure - up to five (5) control units are updated.</p>	
5 AD	Disconnect diagnostic system.		AD00.00-D-2000-06TS
6 AR	Remove charger from vehicle.		AR54.10-D-1127TS