

SAFETY RECALL NOTICE

BRP US, Inc.
10101 Science Drive
Sturtevant, Wisconsin 53177
USA



ADVENTURE BY DESIGN

March 16, 2023

Re: Rearview mirrors lenses may dislodge - Decreased visibility - Revised Bulletin

Dear BRP Dealer/Distributor,

This revised notice is sent to you in accordance with the requirements of the *Motor Vehicle Safety Act* (Canada), the National Traffic and Motor Vehicle Safety Act (United States) and other applicable laws. BRP has decided that a defect, which relates to motor vehicle safety, exists in some vehicles and is conducting a safety recall.

The additions are in green and underlined and outdated information was removed. The revised bulletin has no impact on previous communications sent to consumers.

What is the potential problem?

The rearview mirror lenses may dislodge from the housing. This can result in an increased risk of a crash due to the decreased visibility for the driver.

Which models are involved?

2022 Can-Am® Spyder F3 and F3-S vehicles

What is the solution?

- BRP will repair, without cost, the involved vehicles.
- The repair is to replace both mirror housing assemblies.
- Do not deliver any involved vehicle before the repair.

What should you do?

- Read the revised Safety Campaign Bulletin.
The procedure was slightly changed to accelerate parts availability. The parts for the repair will gradually be available starting April 1, 2023, and will be released progressively upon availability to ensure an even distribution across the network.
Part orders already in our system will be automatically converted to new part numbers.
- Refer to Campaign Monitoring to validate involved vehicle serial numbers.
- Contact all of your customers who purchased an affected vehicle. You must inform your customers about:

Ski-Doo
Lynx
Sea-Doo
Can-Am
Rotax
Alumacraft
Manitou
Quintrex

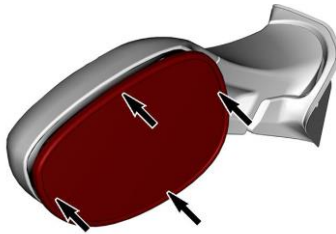
- The safety recall
- The instructions below as to the use of their vehicle.

If you need to ride your vehicle before the repair, please proceed with the following steps before the ride:

Move each of the mirror lenses in the 4 axes until the end of the travel (left, right, up and down).

Adjust your mirrors

Do not ride the vehicle, if a mirror lens has dislodged.



What will BRP do for customers?

- Within direct markets: BRP will send a safety recall letter to all known registered owners.
- Within distributor markets: BRP is notifying its distributors. The distributors are then responsible to deploy the safety recalls in their respective markets and must follow all legal requirements.
- Information for customers will be posted on the Can-Am On-Road public websites.

BRP prides itself on being an industry leader and providing you, as well as our customers, with the very best information so we can collectively preserve the reputation of our products.

We apologize for any inconvenience this may have caused you or your customers.

Sincerely,

BRP Customer Services Department

If you have questions about this notice, please communicate with us:

- By submitting a Technical Support Request/Report incident in **BOSSWeb**.
A service representative will communicate with you.

OR

- By dialing: 1-800-366-6992
Monday to Friday from 10:00 AM to 5:00 PM Eastern time



WARRANTY BULLETIN SAFETY CAMPAIGN

Can-Am® On-Road Spyder™

⚠️ WARNING: All involved customers must be notified, all involved units must be corrected as per instruction herein.

Campaign no.: 2022-0019

February 9, 2023 Subject: **Rearview Mirror Lenses May Dislodge - Decreased Visibility** No. **2022-19**

REVISION ▶ 1
March 16, 2023 ◀

▶ TEXT(S) BETWEEN ARROWS IS (ARE) MODIFIED ELEMENT(S) TO THE PREVIOUS PUBLICATION. ◀

IMPORTANT

What should you do?

- Do not sell or deliver any involved vehicle that you have in stock as federal law requires you to complete the recall service on these vehicles before retail delivery.
- Unregistered vehicles cannot be sold until the campaign is performed.
- Contact all of your customers who purchased an affected vehicle and inform them about this Safety Recall notice.

MODEL YEAR	MODEL	ADMISSIBLE UNITS
2022	Spyder F3 and F3-S	Go to BOSSWeb/Warranty/Campaign Monitoring to know the quantity of units in your inventory impacted by this campaign.

IMPORTANT

- When a vehicle comes in for service, always type the VIN in Knowledge Center to check for pending campaigns or alerts.
- When performing any work on a vehicle, it is good practice to connect it to BUDS2 to ensure that all needed updates are done.



PROBLEM

The rearview mirror lenses may dislodge from the housing. This can result in an increased risk of a crash due to the decreased visibility for the driver.

SOLUTION

Replace both mirror housing assemblies.

► REQUIRED PARTS ◀

NOTE: The parts for the repair will gradually be available starting April 1, 2023 and will be released progressively, upon availability, to ensure an even distribution across the network.

Vehicles with mirror housing assembly WITHOUT light integrated

DESCRIPTION	PART NUMBER	QTY
LH MIRROR ASS'Y (WITHOUT ARM)	219800555	1
RH MIRROR ASS'Y (WITHOUT ARM)	219800556	1

Vehicles with mirror housing assembly WITH light integrated

DESCRIPTION	PART NUMBER	QTY
LH REAR VIEW MIRROR HOUSING ASS'Y (Manufactured after January 10, 2023)	705015047	1
RH REAR VIEW MIRROR HOUSING ASS'Y (Manufactured after January 10, 2023)	705015048	1

► CORRECTIVE ACTION ◀

NOTE: The procedures are the same for LH and RH mirrors.

NOTE: The procedures are different for vehicles with light integrated.

Vehicles with mirror housing assembly WITHOUT light integrated

MIRROR ASSEMBLY REPLACEMENT

1. Remove and discard the mirror housing cap retaining screw.



2. Gently lift the mirror cap using a small Allen Key, then push the cap out of location as shown on picture to remove it from assembly. Discard the cap.



- Using a 3mm Allen Key, remove and discard the three (3) socket head screws and metal plate.



- Remove and discard the defective mirror assembly.
- Install new mirror assembly and secure in place using the three (3) new socket head screws and new plate from the kit.



NOTE: To ease installation, use a 3mm round head insert.

TIGHTENING TORQUE	
Mirror Assembly	1.0 N•m ± 0.2 N•m
Retaining Screw	(9 lbf•in ± 2 lbf•in)

- Install the new mirror housing cap. Place the ridge of the cap in the cavity and press the cap to hook it.



- Secure in place using the new retaining screw.

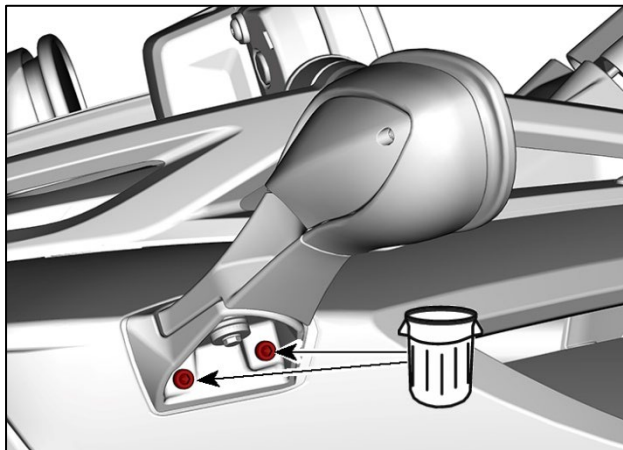


TIGHTENING TORQUE	
Mirror Cap Retaining Screw	2.5 N•m ± 0.5 N•m
	(22 lbf•in ± 4 lbf•in)

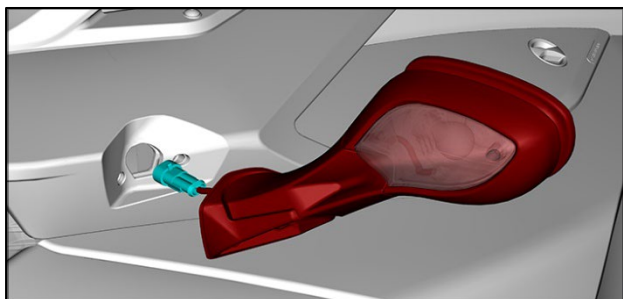
Vehicles with mirror housing assembly WITH light integrated

MIRROR HOUSING ASSEMBLY REPLACEMENT

1. Remove and discard the two housing retaining screws.



2. Gently pull the mirror housing and disconnect the mirror light harness connector.



NOTE: If the connector is hard to reach, remove body panels to allow access to the connector.

3. Discard the mirror housing assemblies.
4. Clean threads on vehicle.
5. The installation is the reverse of the removal procedure.

NOTE: Connect the new mirror housing light connector and verify proper operation.

TIGHTENING TORQUE	
Mirror Housing Retaining Screw	3.5 N•m ± 0.5 N•m (31 lbf•in ± 4 lbf•in)

WARRANTY

Submit a warranty claim using the following information.

For claiming procedure, refer to the **online DEALER/DISTRIBUTOR WARRANTY GUIDE**.

Warranty Claim

With BOSSWeb

Product Line	Roadster
Unit Model Year	2022
Campaign/Bulletin/Description	19 / 2022-19 / MIRROR LENS MAY DISLODGE
*Action <div style="display: flex; justify-content: space-around;"> <div style="text-align: center;"> Inspect <input type="checkbox"/> </div> <div style="text-align: center;"> Repair <input checked="" type="checkbox"/> </div> </div>	
Total Labor time paid	0.3 hour

With Warranty On Demand

CLAIM DETAILS	
Claim Type	Unit Campaign
Serial Number	Enter Serial Number
Warranty Campaign	Select 3WV-2022-0019 / MIRROR LENS MAY DISLODGE from drop-down list
Causal Part	705015049 or 705015050
Date of Repair	Repair date
Total Labor Time Paid	0.3 hour

INVENTORY VERIFICATION

NOTE: Verify inventory and include a picture of the manufacturing date code label.

Submit a warranty claim using the following information.

For claiming procedure, refer to the **online DEALER/DISTRIBUTOR WARRANTY GUIDE**.

Parts Claim

With BOSSWeb

CLAIM DETAILS	FROM INVENTORY
Repair Order Number	Enter repair order number
Product Line	On-Road
Authorization Number	-
Part Type	From inventory
Serial Number	-
Purchase Date	-
Accessory Failure Date	Today's date
Repair Completion Date	Today's date
Nature of Defect	Mirror Housing Assembly Disposal
Trouble Part Number	705015049 or 705015050
System Code	11
Job Number (The job number only becomes available when Dealer Installed is selected)	00
Trouble Code	X30
Part Required for Repair	705015049 or 705015050
Labor Only	-
Expiration Date	-

With Warranty On Demand

CLAIM DETAILS	FROM INVENTORY
Claim Type	Select Part from drop-down
Part Number	705015049 or 705015050
Installation Indicator	Over the counter
Date of Purchase	Today's date
Work Order Creation Date	Today's date
Date of Repair	Today's date
Causal Part	705015049 or 705015050
Product Line	Select from drop-down
System Code	11
Symptom Comments	Enter Bulletin Number
Defect Comments	Enter Bulletin Number
Remedy Comments	Enter Bulletin Number

IMPORTANT SAFETY RECALL NOTICE

This notice applies to your vehicle

BRP US, Inc.
10101 Science Drive
Sturtevant, Wisconsin 53177
USA



ADVENTURE BY DESIGN

February 9, 2023

Re: Rearview mirrors lenses may dislodge - Decreased visibility

Dear BRP Customer,

This notice is sent to you in accordance with the National Traffic and Motor Vehicle Safety Act. BRP has decided that a defect related to motor vehicle safety exists in the following vehicles. As a result, BRP is conducting a safety recall.

Our records show that you own a potentially affected vehicle.

What is the potential problem?

The rearview mirror lenses may dislodge from the housing. This can result in an increased risk of a crash due to the decreased visibility for the driver.


Which models are involved?

2022 Can-Am® Spyder F3 and F3-S vehicles

What should you do?

- Contact immediately your authorized BRP Can-Am dealer and schedule an appointment to have the safety recall performed on your vehicle.
- Parts will be gradually available starting from mid-April 2023 and will be released progressively, upon availability.
- The repair is to replace both mirror housing assemblies. The procedure should take less than an hour.
- BRP will repair your vehicle at no cost.
- If you need to ride your vehicle before the repair, please proceed with the following steps before the ride:
 - Move each of the mirror lenses in the 4 axes until the end of the travel (left, right, up and down).
 - Adjust your mirrors
 - Do not ride the vehicle, if a mirror lens has dislodged.

Ski-Doo
Lynx
Sea-Doo
Can-Am
Rotax
Alumacraft
Manitou
Quintrex



- If you leased this vehicle:
 - Send a copy of this letter to the lessee within ten working days after the day you received this letter.
 - Do the same with any future letters about this safety recall.

If after contacting your dealer and the Customer Assistance Center you are still not satisfied we have done our best to remedy this condition without charge and within a reasonable time, you may wish to write the Administrator, National Highway Traffic Safety Administration, 1200 New Jersey Avenue, SE., Washington, DC 20590, call the toll-free Vehicle Safety Hotline at 1.888.327.4236 (TTY 1.800.424.9153) or go to <http://www.safercar.gov>. The National Highway Traffic Safety Administration Campaign ID Number for this recall is **23V053**.

What to do if you feel you have received this notice by mistake:

This notice was mailed to you according to the most current information we have available. If you no longer own this vehicle or some information regarding your name or address are incorrect, please contact BRP at your earliest convenience.

Your safety and continued satisfaction with our products are a priority for us. We apologize for any inconvenience this may cause you and remain committed to facilitating the process as much as we can.

Thank you for your immediate attention to this matter.

Sincerely,

BRP Customer Services Department

If you have questions or need assistance, or to find the nearest authorized BRP dealer:

- Visit www.brp.com
- Or call: 1-888-272-9222
8:00 AM to 8:00 PM Eastern time 7 days a week.