



VIN: 1FDXE4FN2NDC41774
51134

IMPORTANT SAFETY RECALL

NHTSA Safety Recall: 22E-055

Date: July 11, 2022

VIA EMAIL & UPS DELIVERY

OEM CUSTOMER NOTIFICATION

This Customer Notification is sent to you in accordance with the requirements of the United States National Traffic and Motor Vehicle Safety Act.

REASON FOR THIS RECALL

Lippert has conducted a thorough investigation and determined an issue which relates to motor vehicle safety may exist in certain vehicles equipped with specific electric retractable awnings up to 18' in length. There is the possibility of the welded seam at the fabric to coach interface separating. Our records indicate that your company purchased one or more of the involved Lippert awnings built between 01/17/2022 and 06/14/2022 which are the subject of this recall. The Electric awnings up to 18' in length sold to you which are subject to the recall are listed in detail in a spreadsheet included with this notice. **If these products are still in your inventory, you must not sell or install these into units. It is a violation of federal law to sell any of the listed awnings covered by this recall until the defect is remedied. The awning inspection instructions are enclosed with this letter.**

WHAT WE WILL DO

Lippert will reimburse dealers or mobile repair facilities to perform the necessary inspection and, if needed, repair of the fabric portion of certain 18' or smaller electric awnings. Please see the enclosed inspection instructions. Any parts which may be determined to be needed for the remedy are currently available.

WHAT YOU SHOULD DO

You or your dealer must inspect the involved component as outlined on the attached instructions and submit a claim documenting the inspection and verification of no issue found for payment of the labor charges. If an issue is found you or your dealer must complete the outlined repair for payment of the labor charges. Lippert's Customer Service department may be reached via email at recall@lci1.com or via phone at 574-538-4514 if there are any questions. Lippert does not require advance contact or a pre-auth be obtained; labor allowance for this inspection is 0.2 hours and labor allowance for the repair is 0.3 hours with the original fabric not required to be returned. A photo of the issue and a clear photo of the awning tag must be submitted once inspection or repair is completed. Lippert will coordinate shipments of any needed repair kits or product with the RV Manufacturer.

If you are not satisfied, we have done our best to remedy this situation, you may submit a written complaint to: Administrator, National Highway Traffic Safety Administration, 1200 New Jersey Avenue SE, Washington, DC 20590. You may call the toll-free Vehicle Safety Hotline at 1-888-327-4236 (TTY: 1-800-424-9153) or go to <http://safercar.gov>. Federal regulations require that any vehicle lessor receiving this recall notice must forward a copy of this notice to the lessee within ten days.

We regret any inconvenience this concern may cause you. As we are sure you will appreciate, the safety and quality of our products are of the utmost importance to us. Thank you for your attention and cooperation in this matter.

Sincerely,

Lippert Components, Inc.

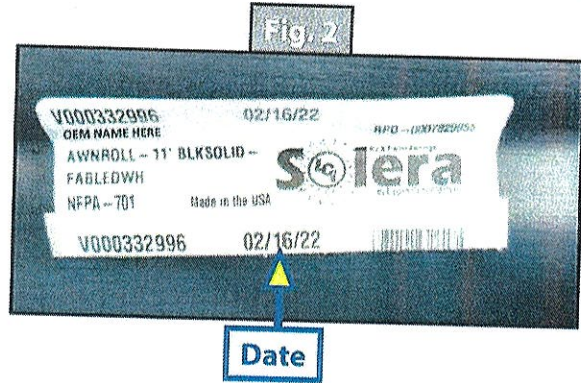

AWNING INSPECTION AND WELD/SEAM REPAIR

Recall Number	22E-055		
Product	Awnings		
Date	Original: July 15, 2022	Labor Rate	.30 hours inspection only .30 hours repair only
	Current: Sept. 1, 2022		1.5 hours fabric replacement only

NOTE: This document supersedes the previously-released version dated July 15, 2022. All sections highlighted in yellow have been updated from the original version.

Purpose

The purpose of this document is to provide guidance, as well as visual aides, to dealers performing inspection on units that may have insufficient awning weld(s). The inspection point is at the awning fabric seam at the awning rail at the wall of the unit (Fig. 1). This only affects awnings manufactured January 17, 2022 – June 14, 2022. The date of manufacture can be located on the variant code label (Fig. 2) located on the awning.




Resources Required

- Stepladder of adequate height to perform push test and inspect weld near awning rail

Instructions

Push Test

1. Extend the awning.
2. From underneath the awning, about 1" to 1.5" from the fabric edge, push up on the fabric with one finger (Fig. 3) until the awning fabric is flush with the top of the awning rail. Look for any separation or visible daylight at the seam. Perform push test at both ends of the awning.





AWNING INSPECTION AND WELD/SEAM REPAIR

Recall Number:	22E-055		
Product:	Awnings		
Date:	Original:	July 15, 2022	Labor Rate:
	Current:	Sept. 1, 2022	

Top Inspection

1. Position stepladder next to the unit to view the topside of the awning at the unit wall from either end (drive/idler side).
2. Inspect the weld near the awning rail (Fig. 4A).
 - A. Fig. 4 shows no separation at the seam. It does not require repair or replacement.
 - B. Fig. 5 shows separation at the seam (Fig. 5A).
 - I. If the separation is less than 6 inches, repair can be accomplished using the procedure described in [TI-434](#).
 - II. If the separation is over 6 inches it will require awning fabric replacement using the procedure described in [TI-166](#).



All inspections and repairs must be documented with the following information:

- Full unit information, including 17-digit VIN, Make/Model/Floorplan and Date of Manufacture
- Clear photo of the awning tag
- Photos documenting any weld separation concerns

As a supplier of a broad array of highly-engineered components in the recreation and transportation product markets, safety, education and customer satisfaction are our primary concerns. Should you have any questions, please do not hesitate to contact us at 432-LIPPERT (432-547-7378) or by email at customerservice@lci1.com. Self-help tips, technical documents, product videos and a training class schedule are available at lippert.com or by downloading the LippertNOW app.