



Technical modifications ID.3, ID.4, ID.5

This supplement describes revisions that have been produced after publication of the "ID.3, ID.4, ID.5" Owner's Manual. The new section replaces the corresponding sections "Driving" and "Exiting a vehicle while the vehicle's drive system is active" as well as "Parking and maneuvering", "Electronic parking brake" and "Automatic switch-on if you leave the vehicle incorrectly" of the Owner's Manual editions up to 2022/06.

Please refer to the other sections of the Owner's Manual for all other information, descriptions, and specifications for the operation and handling of your vehicle, such as information you should know regarding your personal safety and the safety of your passengers.

Technical modifications
ID.3, ID.4, ID.5
V1, R1, Supplement 1, en_US
Print status: 24.02.2023
English USA: 2023.02
Teile-Nr.: NA7012723FB



NA7012723FB

Volkswagen AG works constantly to improve all of its products. Due to ongoing vehicle development, changes in design, equipment, and technology are possible at any time. The information regarding equipment, appearance, performance, dimensions, weights, fuel consumption, standards, and functions of the vehicle is the information that was available at the time of the editorial deadline for this manual. Some of the equipment and functions may not be available until later or may be available only in certain countries. Contact your local authorized Volkswagen dealer or authorized Volkswagen Service Facility for more information.

The vehicle shown may be equipped with optional equipment for an additional price and

is only offered in certain markets. An authorized Volkswagen dealer can inform you about differences in your particular country. Subject to change. No legal obligations or commitments may be derived from the information, illustrations, and descriptions in this manual.

No reprint, reproduction, or translation of this Manual is permitted, even in excerpts, without the express written consent of Volkswagen AG.

Volkswagen AG expressly reserves all rights under applicable copyright law. Subject to change.

© 2023 Volkswagen AG

Exiting a vehicle while the vehicle's drive system is active

The ignition and the drive switch off automatically under certain conditions if the vehicle is exited after stopping with the drive system active and with a selector position engaged.


This prevents unauthorized use of the vehicle.

Before you leave the vehicle, you must secure it against rolling away.

If you need to drive again immediately afterwards, the ignition must be switched back on, for example by pressing the brake pedal, and the vehicle's drive system must be reactivated. If necessary, pay attention to the messages in the ID. cockpit.


WARNING

An unattended vehicle which is ready to drive can move unintentionally. This can cause accidents and serious injuries.

- Never leave a vehicle which is ready to drive unattended.
- Before leaving the vehicle, make sure that the electromechanical parking brake  is switched on.
- When leaving the vehicle, always make sure that all doors, windows, the trunk lid and the hood are closed completely and locked.

Electronic parking brake

Switching on if you leave the vehicle incorrectly


If you leave the vehicle with the ignition switched on, a gear engaged or neutral position **N** selected and the red  indicator light comes on, the electronic parking brake has been switched on.

WARNING

Parking the vehicle incorrectly can result in the vehicle rolling, even on slight downhill slopes. Accidents and serious or fatal injuries could result.

- When parking the vehicle, always follow the steps of the parking procedure in the specified order.



- Before leaving the vehicle, make sure that the electronic parking brake is activated and the red  indicator light in the instrument cluster is lit. 