

Safety Recall

N222373321 Rear View Camera Intermittent or Inoperative



Release Date: February 2023

Revision: 00

Attention: The service procedure in this bulletin involves CERTAIN 2019 model year Cadillac XT4 vehicles that require replacement of the VPM module. It is IMPORTANT to note that the 2019 model year population for these vehicles is divided between two bulletins: N222373320 and N222373321. It is critical that dealers verify the VIN in IVH to apply the appropriate procedure for 2019 model year Cadillac XT4 vehicles. Please refer to bulletin N222373320 for 2019 model year Cadillac XT4 vehicles that require reprogramming of the VPM ONLY and use bulletin N222373321 for 2019 model year Cadillac XT4 vehicles that require replacement of the VPM module.

It is a violation of Federal law for a dealer to deliver a new motor vehicle or any new or used item of motor vehicle equipment (including a tire) covered by this notification under a sale or lease until the defect or noncompliance is remedied.

Vehicles involved in this recall were placed on stop delivery November 23, 2022. Once the service procedure contained in this bulletin has been performed on the vehicle, the vehicle is released from stop delivery and the vehicle can be delivered to the customer.

All involved vehicles that are in dealer inventory must be held and not delivered to customers, dealer traded, or used for demonstration purposes until the repair contained in this bulletin has been performed on the vehicle.

Make	Model	Model Year		RPO	Description
		From	To		
Cadillac	XT4	2019	2019	UV2	VISION-360 VIEW, MONO, HD DIGITAL

Involved vehicles are marked "Open" on the Investigate Vehicle History screen in GM Global Warranty Management system. This site should always be checked to confirm vehicle involvement prior to beginning any required inspections and/or repairs.

Condition	General Motors has decided that a defect which relates to motor vehicle safety exists in certain 2019 model year Cadillac XT4 vehicles equipped with the optional Surround Vision feature. The rear-view camera (RVC) in these vehicles may fail or function intermittently. If the rear-view camera is not functioning properly, rear visibility is reduced, increasing the risk of a crash during a backing event.
Correction	For certain 2019 model year vehicles dealers will replace the video processing Module (VPM) and update the VPM software.

Parts

Quantity	Part Name	Part No.
1	Module – Video Processing	85002128

Reminder: Parts will be removed from SPRINT. Please only order for applicable VINs and not shelf stock.

Parts required to complete this recall are to be obtained from General Motors Customer Care and Aftersales (GMCC&A). Normal orders should be placed on a DRO = Daily Replenishment Order. In an emergency situation, parts should be ordered on a CSO = Customer Special Order.

Warranty Information

Labor Operation	Description	Labor Time	Trans. Type	Net Item
9106523*	Replace Video Processing Module, Includes Programming	2.0	ZFAT	N/A
9106616	Working Capital Assistance Program Reimbursement – USED INVENTORY ONLY	N/A		**

Note: To avoid having to "H" route the WCAP transaction for approval, it must be submitted prior to the repair transaction.

* **Important:** To avoid warranty transaction rejections, carefully read and follow the instructions below:

Safety Recall

N222373321 Rear View Camera Intermittent or Inoperative



Labour Time [\[Top\]](#)

Labour Operation Code:

Additional labour op code information:

SPS Warranty Claim Code:

6125814

- The Warranty Claim Code from the programming event must be accurately entered in the "Warranty Claim Code" field of the transaction.
- When more than one Warranty Claim Code is generated for a programming event, it is required to document all Warranty Claim Codes in the "Correction" field on the job card. Dealers must also enter one of the codes in the "Warranty Claim Code" field of the transaction, otherwise the transaction will reject. It is best practice to enter the FINAL code provided by SPS2.

Warranty Claim Code Information Retrieval

VIN	Module	Function	Warranty Claim Code	Job Card
[REDACTED]	K73 - Telematics Communication Interface Control Module	Programming & Service Activation	[REDACTED]	test
[REDACTED]	K9 - Body Control Module	Programming	[REDACTED]	test
[REDACTED]	K5 - Automatic Level Control Module Ignition	Off	[REDACTED]	test driver
[REDACTED]	K56 - Serial Data Gateway Module	Programming	[REDACTED]	test driver

6125774

If the Warranty Claim Code was not recorded on the Job Card, the code can be retrieved in the SPS2 system as follows:

1. Open TLC on the computer used to program the vehicle.
2. Select and start SPS2.
3. Select Settings (1).
4. Select the Warranty Claim Code tab (2).

The VIN, Warranty Claim Code and Date/Time will be listed on a roster of recent programming events. If the code is retrievable, dealers should resubmit the transaction making sure to include the code in the SPS Warranty Claim Code field.

Working Capital Assistance Program (WCAP) Reimbursement – USED INVENTORY ONLY

Note: USA & Canada Only - To avoid having to "H" route the WCAP transaction for approval, it must be submitted prior to the repair transaction.

Important: The WCAP ZSET transaction labor code, 9800100, provided in the dealer message sent on December 7, 2022 (USA) or December 8, 2022 (Canada), must have been submitted prior to the submittal of the ZFAT transaction labor code or the claim will reject.

Safety Recall

N222373321 Rear View Camera Intermittent or Inoperative



** **USA & Canada Dealers Only** - For vehicles eligible under the Working Capital Assistance Program, the amount should be submitted in Net Item/Miscellaneous. This amount has been calculated to a daily value for the days that the vehicle was in used dealer inventory and not available for sale. This reimbursement is limited to the number of days from the date of the stop sale/stop delivery order (November 23, 2022) to the date the inspection or repair closed the recall bulletin. (not to exceed 86 days).

Vehicle	Working Capital Assistance Reimbursement Amount	
	USA	Canada
2019 Cadillac XT4	\$11.65	\$14.13

Service Procedure

1. Replace the video processing module. Refer to *Video Processing Module Replacement* in SI.

Note: Carefully read and follow the instructions below.

- Ensure the programming tool is equipped with the latest software and is securely connected to the data link connector. If there is an interruption during programming, programming failure or control module damage may occur.
- Stable battery voltage is critical during programming. Any fluctuation, spiking, over voltage or loss of voltage will interrupt programming. Install a GM Authorized Programming Support Tool to maintain system voltage. Refer to www.gmdesolutions.com for further information. If not available, connect a fully charged 12 V jumper or booster pack disconnected from the AC voltage supply. DO NOT connect a battery charger.
- Follow the on-screen prompts regarding ignition power mode, but ensure that anything that drains excessive power (exterior lights, HVAC blower motor, etc) is off.
- Clear DTCs after programming is complete. Clearing powertrain DTCs will set the Inspection/Maintenance (I/M) system status indicators to NO.

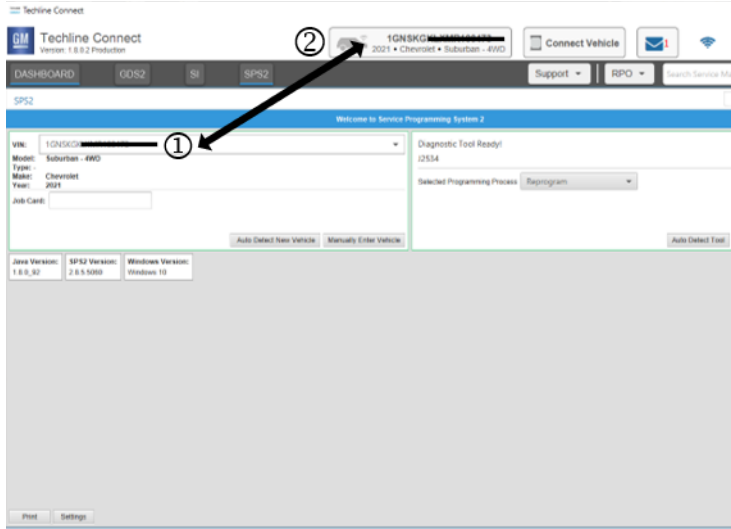
Important: The service technician always needs to verify that the VIN displayed in the TLC left side drop down menu and the top center window match the VIN plate of the vehicle to be programmed prior to using Service Programming System 2 (SPS2) for programming or reprogramming a module.

- For the TLC application, service technicians need to always ensure that the power mode (ignition) is "ON" before reading the VIN from the vehicle's VIN master module and that they do not select a VIN that is already in the TLC application memory from a previous vehicle.
- If the VIN that shows up in the TLC top center window after correctly reading the VIN from the vehicle does not match the VIN plate of the vehicle, manually type in the VIN characters from the vehicle VIN plate into the TLC top center window and use these for programming or reprogramming the subject module with the correct vehicle VIN and software and/or calibrations.
- The Engine Control Module (ECM) is the master module (for VIP vehicles) that TLC reads to determine the VIN of the vehicle. If the VIN read from the vehicle by TLC does not match the VIN plate of the vehicle, the ECM also needs to be reprogrammed with the correct VIN, software and calibrations that match the vehicle's VIN plate.
- The Body Control Module (BCM) is the master module (for GEM vehicles) that TLC reads to determine the VIN of the vehicle. If the VIN read from the vehicle by TLC does not match the VIN plate of the vehicle, the BCM also needs to be reprogrammed with the correct VIN, software and calibrations that match the vehicle's VIN plate.

Caution: Be sure the VIN selected in the drop down menu (1) is the same as the vehicle connected (2) before beginning programming.

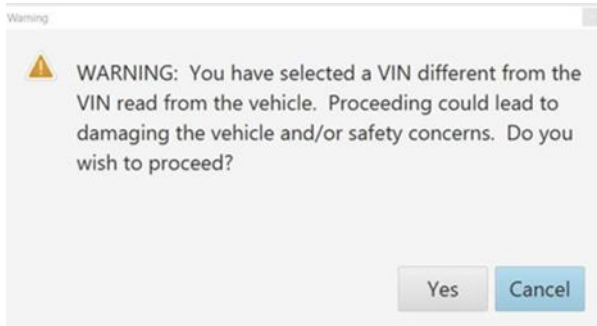
Safety Recall

N222373321 Rear View Camera Intermittent or Inoperative

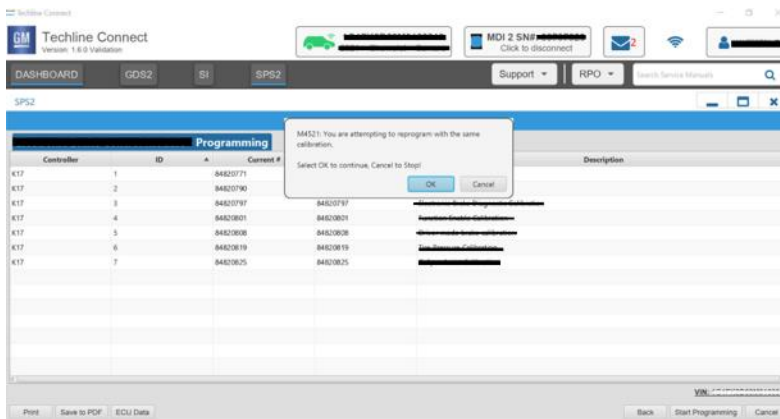


5743643

Important: If the vehicle VIN DOES NOT match, the message below will be shown.



5877000



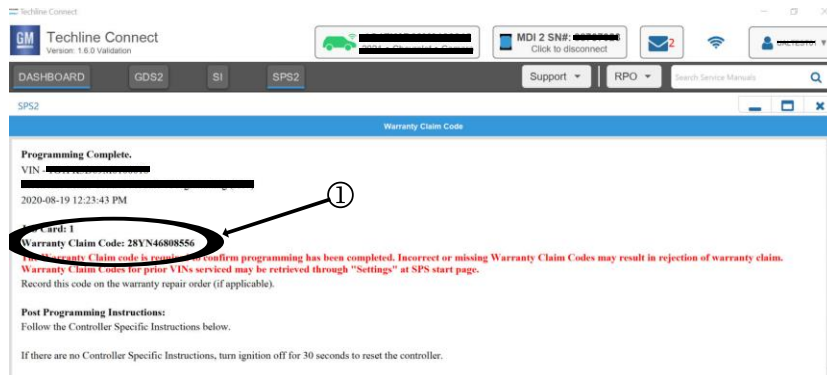
5644477

Important: Techline Connect screens shown above.

Important: If the same calibration/software warning is noted on the TLC Summary screen, select OK and follow screen instructions. After a successful programming event, the WCC is located in the Service Programming System dialogue box of the SPS Summary screen. No further action is required. Refer to the Warranty section of the bulletin.

Safety Recall

N222373321 Rear View Camera Intermittent or Inoperative



5644478

Note: The screenshot above is an example of module programming and may not be indicative of the specific module that is being programmed. Module selection and VIN information have been blacked out.

Important: To avoid warranty transaction rejections, you **MUST** record the warranty claim code provided on the Warranty Claim Code (WCC) screen shown above on the job card. Refer to callout 1 above for the location of the WCC on the screen.

2. Record SPS Warranty Claim Code on job card for warranty transaction submission.

Dealer Responsibility – For USA & Export (USA States, Territories, and Possessions)

It is a violation of Federal law for a dealer to deliver a new motor vehicle or any new or used item of motor vehicle equipment (including a tire) covered by this notification under a sale or lease until the defect or noncompliance is remedied.

The US National Traffic and Motor Vehicle Safety Act provides that each vehicle that is subject to a recall of this type must be adequately repaired within a reasonable time after the customer has tendered it for repair. A failure to repair within sixty days after tender of a vehicle is prima facie evidence of failure to repair within a reasonable time. If the condition is not adequately repaired within a reasonable time, the customer may be entitled to an identical or reasonably equivalent vehicle at no charge or to a refund of the purchase price less a reasonable allowance for depreciation. To avoid having to provide these burdensome remedies, every effort must be made to promptly schedule an appointment with each customer and to repair their vehicle as soon as possible. In the recall notification letters, customers are told how to contact the US National Highway Traffic Safety Administration if the recall is not completed within a reasonable time.

Dealer Responsibility – All

All new, used, GM Certified Used, courtesy transportation vehicles, dealer shuttle vehicles, etc. in dealers' possession and subject to this recall must be held and inspected/repaired per the service procedure of this bulletin before customers take possession of these vehicles. Involved vehicles must be held and not delivered to customers, dealer-traded, released to auction, used for demonstration, or any other purpose.

All GM Certified Used vehicles currently in the dealers' inventory within the Certified Pre-Owned Inventory System (CPOIS) will be de-certified and must be held and remedied per the service procedure in this bulletin. Upon submitting an accepted/paid warranty transaction in the Global Warranty Management (GWM) system, the vehicle can be re-certified for sale within the CPOIS system, or once again be used in the CTP program.

Dealers are to service all vehicles subject to this recall at no charge to customers, regardless of mileage, age of vehicle, or ownership, from this time forward.

Customers who have recently purchased vehicles sold from your vehicle inventory, and for which there is no customer information indicated on the dealer listing, are to be contacted by the dealer. Arrangements are to be made to make the required correction according to the instructions contained in this bulletin. A copy of the customer letter is provided in this bulletin for your use in contacting customers. Recall follow-up cards should not be used for this purpose, since the customer may not as yet have received the notification letter.

In summary, whenever a vehicle subject to this field action enters your vehicle inventory you must take the steps necessary to ensure the program correction has been made before selling the vehicle. In addition, for vehicles entering your facility for service, you are required to ensure the customer is aware of the open field action and make every reasonable effort to implement the program correction as set forth in this bulletin prior to releasing the vehicle.

Safety Recall

N222373321 Rear View Camera Intermittent or Inoperative



Dealer Reports – For USA & Export

For dealers with involved vehicles, a listing has been prepared and will be available through GM GlobalConnect Maxis Field Action Reports or sent directly to export dealers. The Inventory tab of the dealer reports will contain VINs that apply to this recall. This information is intended to assist dealers with the **PROMPT COMPLETION** of these vehicles. The Customer In-Service tab will contain customer names and addresses from Motor Vehicle Registration Records. The use of such motor vehicle registration data for any purpose other than follow-up necessary to complete this recall may be a violation of law in several states.

Courtesy Transportation – For USA & Canada

Courtesy transportation is available for customers whose vehicles are involved in a product program and still within the warranty coverage period. See General Motors Service Policies and Procedures Manual for courtesy transportation program details.

Customer Notification

USA & Canada - General Motors will notify customers of this recall on their vehicle (see copy of customer letter included with this bulletin).

Export - Letters will be sent to known owners of record located within areas covered by the US National Traffic and Motor Vehicle Safety Act. For owners outside these areas, dealers should notify customers using the attached sample letter.

GM bulletins are intended for use by professional technicians, NOT a "do-it-yourselfer". They are written to inform these technicians of conditions that may occur on some vehicles, or to provide information that could assist in the proper service of a vehicle. Properly trained technicians have the tools, equipment, safety instructions, and know-how to do a job properly and safely. If a condition is described, DO NOT assume that the bulletin applies to your vehicle, or that your vehicle will have that condition. See your dealer for information on whether your vehicle may benefit from the information.



**We Support
Voluntary Technician
Certification**

Safety Recall

N222373321 Rear View Camera Intermittent or Inoperative



IMPORTANT SAFETY RECALL

March 2023

This notice applies to your vehicle, VIN: _____

Dear General Motors Customer:

This notice is sent to you in accordance with the National Traffic and Motor Vehicle Safety Act.

General Motors has decided that a defect, which relates to motor vehicle safety, exists in certain 2019 model year Cadillac XT4 vehicles. As a result, GM is conducting a safety recall. We apologize for this inconvenience. However, we are concerned about your safety and continued satisfaction with our products.

Previously, you were notified that your 2019 model year Cadillac XT4 was involved in GM recall N222373320. This letter is to inform you that parts are now available to repair your vehicle.

<p>IMPORTANT</p> <ul style="list-style-type: none"> Your vehicle is involved in GM safety recall N222373321. Schedule an appointment with your GM dealer. This service will be performed for you at no charge.

Why is your vehicle being recalled?

The rear-view camera (RVC) in these vehicles may fail or function intermittently. If the rear-view camera is not functioning properly, rear visibility is reduced, increasing the risk of a crash during a backing event.

What will we do?

Your Cadillac dealer will update the Video Processing Module (VPM) software. For 2019 model year vehicles, this may also require replacement of the (VPM). This service will be performed for you at **no charge**. Because of service scheduling requirements, it is likely that your dealer will need your vehicle longer than the actual service correction time of approximately 1 hour and 45 minutes.

What should you do?

You should contact your GM dealer to arrange a service appointment as soon as possible.

Do you have questions?

If you have any questions or concerns that your dealer is unable to resolve, please contact the appropriate Customer Assistance Center at the number listed below.

For the hearing or speech impaired, please contact our Customer Assistance Center using the Telecommunication Relay Service by dialing 711 then providing the appropriate Customer Assistance Center number for your vehicle.

Division	Number	Text Telephones (TTY)
Cadillac	1-800-333-4223	711 / 1-800-833-2438
Puerto Rico – English	1-866-467-9700	
Puerto Rico – Español	1-866-467-9700	
Virgin Islands	1-866-467-9700	

If after contacting your dealer and the Customer Assistance Center, you are still not satisfied we have done our best to remedy this condition without charge and within a reasonable time, you may wish to write the Administrator, National Highway Traffic Safety Administration, 1200 New Jersey Avenue, SE, Washington, DC 20590, or call the toll-free Vehicle Safety Hotline at 1.888.327.4236 (TTY 1.800.424.9153), or go to <http://www.nhtsa.gov>. The National Highway Traffic Safety Administration Campaign ID Number for this recall is 22V868.

Federal regulation requires that any vehicle lessor receiving this recall notice must forward a copy of this notice to the lessee within ten days.

Regina A. Carto
Vice President

Safety Recall

N222373321 Rear View Camera Intermittent or Inoperative



Global Product Safety and Systems

GM Recall: N222373321