



RRC-72-22-002-1: Replace Seat Belt Height Adjuster Bolt

Rivian has decided that a defect which relates to motor vehicle safety exists in certain model year 2022 Rivian R1T and R1S vehicles. Some of the population may have been built with suspect seat belt assembly anchorage installations. The front seat belt anchors may have been inadequately attached to the B-pillar. An improperly secured seat belt anchor may not adequately restrain the seat occupant during a crash, increasing the risk of injury. Pursuant to its recall determination, Rivian will inspect and, as necessary, properly secure the seat belt anchorage in the affected vehicles free of charge in certain model year 2022 R1T and R1S vehicles.


Document Type	Safety Recall Bulletin
Date	September 30, 2022
Affected Region(s)	USA
Affected Model(s)	R1T, R1S
Model Year(s)	2022
Approximate Build Dates	January 2022 - August 2022
 Refer to the FSA Dashboard to determine if this document applies to a specific vehicle.	
Vehicle System	72 - Occupant Protection
Minimum Service Location	Mobile

Potentially Required Parts

Part Number	Quantity	Engineering Name	Service Name/Notes
PT00029815-B	2	BOLT - M8X1.25X20.5 SO TI ADH CL10.9	
PT00427866-B-001	1	BLKM-PANEL - B-PILLAR; UPR; LH; PREM; HVPT	Trim Panel, B-Pillar, Upper, LH; Black Mountain
PT00427868-B-001	1	BLKM-PANEL - B-PILLAR; UPR; RH; PREM; HVPT	Trim Panel, B-Pillar, Upper, RH; Black Mountain
PT00427866-B-002	1	FORE-PANEL - B-PILLAR; UPR; LH; PREM; HVPT	Trim Panel, B-Pillar, Upper, LH; Forest Edge
PT00427868-B-002	1	FORE-PANEL - B-PILLAR; UPR; RH; PREM; HVPT	Trim Panel, B-Pillar, Upper, RH; Forest Edge

 **Attention:** The parts listed in this table are only for unique steps that are called out in this bulletin. Some sections of this bulletin might refer to Service Manual procedures which require additional parts. Always review the bulletin and all potentially related Service Manual procedures before ordering parts and beginning work.

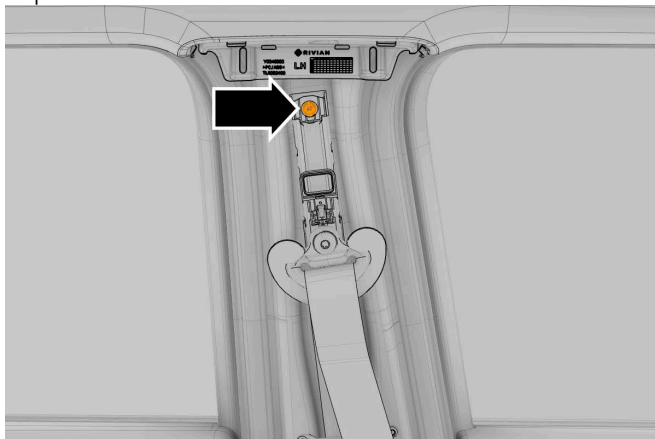
Procedure

 **Important:** Refer to the FSA dashboard to determine whether a particular vehicle requires the seat belt height adjuster bolt to be replaced on the LH side, RH side, or both sides.

1. On the affected side(s): Remove: Trim Panel, B-Pillar, Upper, LH (refer to service manual procedure 642815010).

 **CAUTION:** Non-reusable component(s).

2. Replace:



 **Note:** If the fastener cannot be properly installed or torqued: Escalate for diagnostic assistance.

3. Reinstall all components that were removed for access and replace all non-reusable components.

Torque specifications in this section

Step Number	Torque (Nm)
2	30

Labor Codes

Labor Code	Description
RRC722200200	RRC-72-22-002-1 not applicable
RRC722200201	Replace LH 1st row seat belt height adjuster bolt
RRC722200202	Replace RH 1st row seat belt height adjuster bolt
RRC722200203	Replace LH and RH 1st row seat belt height adjuster bolts
RRC722200204	Inspect 1st row seat belt height adjuster bolt(s); escalate for assistance
Contact ServiceDocumentFeedback@rivian.com regarding labor codes and document content.	