



GROUP	MODEL
Safety Recall Campaign	2020-2022MY Telluride (ON)
NUMBER	DATE
SC247	October 2022

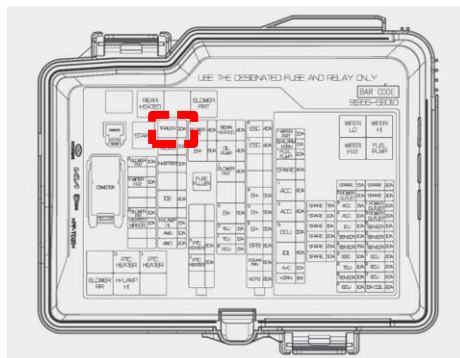
## SAFETY RECALL CAMPAIGN

### TRAILER TOW HITCH

SUBJECT:

### FUSE & LABEL REPLACEMENT (SC247)

This bulletin provides information to replace the TRAILER 1 '30A' fuse with a new '15A' fuse on certain 2020-2022MY Telluride (ON) vehicles produced from January 9, 2019 through August 12, 2022, equipped with a Genuine Kia 4-pin Tow Hitch harness accessory (Refer to page 2). A fire may occur in the area of the tow hitch harness module while driving or while the vehicle is parked with the ignition OFF. Foreign materials and moisture contamination on the tow hitch harness module printed circuit board (PCB) may result in an electrical short circuit, increasing the risk of a tow hitch harness module fire. Dealers are to install the new 15A fuse to address the fire risk while the vehicle is in operation or parked. Follow the procedure outlined in this publication to install the lower amperage fuse and junction box cover label. Before conducting the procedure, verify that the vehicle is included in the list of affected VINs.



#### NOTICE

There is no charge to the vehicle owner for this repair. Under applicable law, you may not sell or otherwise deliver any affected vehicle until it has been repaired pursuant to the procedures set forth in this bulletin.

#### NOTICE

To assure complete customer satisfaction, always remember to refer to WebDCS Warranty Coverage (validation) Inquiry Screen (Service → Warranty Coverage → Warranty Coverage Inquiry) for a list of any additional campaigns that may need to be performed on the vehicle before returning it to the customer.

A printed copy is for reference only; publication information can be updated at any time. Always refer to KGIS for the latest information. After logging in kdealer.com, the newest technical publications are listed in 'Service Releases' and has the latest service information that has been released.

## 'Genuine Kia' 4-Pin Harness Claim Guidelines:

Installation Type	Claim Type	Campaign VINs
Port Installed Option (PIO)	No Inspection Required / 100% Replacement	SC247A
Dealer Installed Option (DIO)	Inspection + Replacement	SC247B
Not Installed	Inspection Only	

## Inspection Procedure:

## NOTICE

VINs under **SC247A** (PIO) DO NOT require an inspection, 100% replacement. Claim as **A5211RR0**.

1a. Inspect the rear of the vehicle (**SC247B** VINs).

- Vehicle is **not equipped** with a tow hitch harness. No further action is required.


Claim as: A5211RR2



1b. • Vehicle is equipped with a 'Genuine Kia' 7-Pin tow hitch harness. No further action is required.


- Vehicle is equipped with an aftermarket tow hitch harness, (4 or 7 Pin). No further action is required.

Claim as: A5211RR2



1c. • Vehicle is equipped with a 'Genuine Kia' 4-Pin tow hitch harness. If so, proceed to the 'Replacement Procedure' on page 3.

Claim as: A5211RR1 (DIO)



SUBJECT:


# TRAILER TOW HITCH FUSE & LABEL REPLACEMENT (SC247)

## Replacement Procedure:

1. Open the hood.
2. Remove the junction box fuse cover (A).

**NOTICE**

Be sure to follow the claim guideline above.




3. Remove the existing Trailer 1 '30A' fuse (B) and replace it with the new 15A fuse.

- 30A FUSE → 15A FUSE

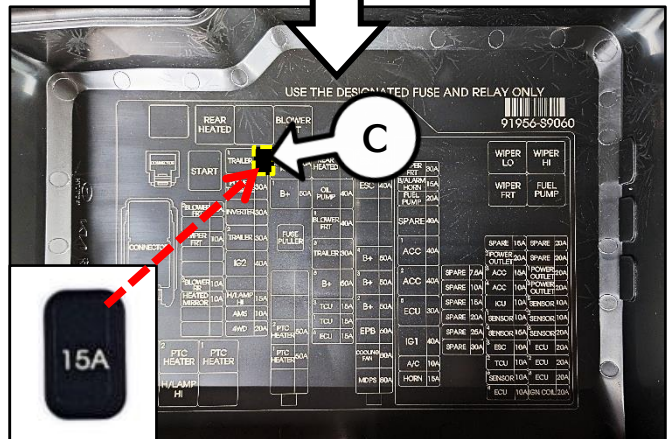
**IMPORTANT**

Ensure to replace the TRAILER 1 '30A' fuse (B) with the new '15A' fuse.



4. Adhere the new '15A' label (C) to the bottom of the junction fuse box cover, where shown.

5. Reinstall the junction box cover and close the hood.



**SUBJECT: TRAILER TOW HITCH FUSE & LABEL REPLACEMENT (SC247)**

**AFFECTED VEHICLE RANGE:**

Model	Production Date Range
Telluride (ON)	January 9, 2019 to August 12, 2022

**REQUIRED PART:**

Part Name	Part Number	Figure	Qty.
Fuse & Label Kit	18790 04930QQK		1

**WARRANTY INFORMATION:**

**N Code: N99 C Code: C99**

Model	Claim Type	Causal P/N	Qty.	Repair Description	Labor Op Code	Op Time	Replacement P/N	Qty.
ON	R	S9F67 AC000	0	(SC247A) Fuse & Junction Box Label Replacement (PIO Equipped)	A5211RRO	0.2 M/H	18790 04930QQK	1
				(SC247B) Tow Hitch Harness Inspection + Fuse & Junction Box Label Replacement (DIO Equipped)	A5211RR1			
				(SC247B) Tow Hitch Harness Inspection Only (DIO Not Equipped)	A5211RR2	0.1 M/H	N/A	0

**Note:** Refer to Warranty Bulletin 2022-38 for claim submission procedures.

**NOTICE**

VIN inquiry data for this repair is provided for tracking purposes only. Kia retailers should reference **SC247** when accessing the WebDCS system.

