

IMPORTANT SAFETY RECALL
See enclosed VIN list

September 2022
FL948
NHTSA #22V-532 (School Bus)

Subject: Thomas Built Bus Minotour Incorrect Tire Label

This notice is sent to you in accordance with the requirements of the *National Traffic and Motor Vehicle Safety Act*.

Daimler Trucks North America LLC (DTNA), on behalf of its wholly owned subsidiary, Thomas Built Buses, has decided that model years 2019-2023 Minotour school busses with Single Rear Wheel (SRW) per wheel-end configuration of chassis manufactured August 6, 2018, through May 4, 2022 fail to confirm Federal Vehicle Safety Standard No. 110, "Tire Selection and Rims".

The vehicle Information Label, tire, and Loading Information Label state incorrect tire size information. An incorrect tire size label can increase the risk of a crash.

New label(s) will be mailed to customers with the correct tire size information, free of charge.

If you do not own the vehicle that corresponds to the identification number(s), which appears on the Recall Notification, please return the notification to the Warranty Campaigns Department with any information you can furnish that will assist us in locating the present owner. If you have leased this vehicle, Federal law requires that you forward this notice to the lessee within 10 days. If you are a subsequent stage manufacturer, Federal law requires that you forward this notice to your distributors and retail outlets within five working days. If you have paid to have this recall condition corrected prior to this notice, you may be eligible to receive reimbursement. Please see the reverse side of this notice for details.

If you have questions about this Recall, please contact the Warranty Campaigns Department at (800) 547-0712, 7:00 a.m. to 4:00 p.m. Pacific Time, Monday through Friday, e-mail address DTNA.Warranty.Campaigns@Daimlertruck.com. For other concerns, you may contact the Customer Assistance Center at (800) 385-4357. If you are not able to have the defect remedied without charge and within a reasonable time, you may wish to submit a complaint to the Administrator, National Highway Traffic Safety Administration, 1200 New Jersey Avenue SE, Washington, DC 20590; or call the Vehicle Safety Hotline at (888) 327-4236 (TTY: 800-424-9153); or go to <http://www.nhtsa.gov>.

We regret any inconvenience this action may cause but feel certain you understand our interest in motor vehicle safety.

WARRANTY CAMPAIGNS DEPARTMENT
Enclosure

Daimler Trucks North America LLC

September 2022

FL948

NHTSA

Application Instructions

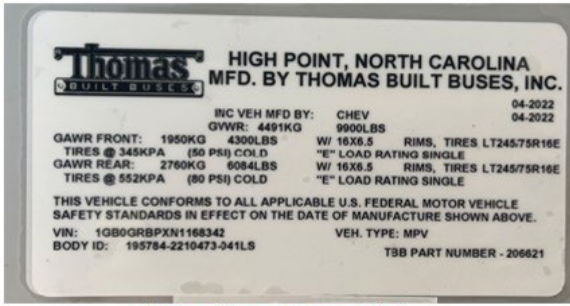
Labels:

- Tire and Loading Information Label
- Vehicle Data Label

Instructions

1. Park the vehicle on a level surface. Shut down the engine, place the bus in park, and set the parking brake.
2. The replacement label(s) has been included in your customer notification letter. Please refer to fig.1 for installation locations.
3. Locate the Tire and Loading Information Label on the driver doorpost shown in Fig. 1.
4. Remove existing clear Cover. Start in one corner. Carefully, remove "VOID" remains with razor blade. Fig. 2.
5. Remove any leftover adhesive with an adhesive remover.
6. Apply the new label using a squeegee to remove any air bubbles.
7. Locate the Vehicle Data Label on the front bulkhead shown in Fig. 1.
8. Repeat steps 4, 5, and 6 for additional label replacement.
9. Return the vehicle to service.

Vehicle data label

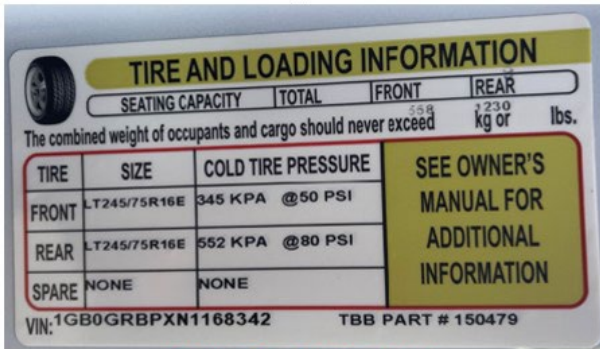


Shown: Correct data on label

Applied to the Front Bulkhead



Tire and Loading Information



Shown: Correct data on label

Applied to driver door post




Fig. 1.

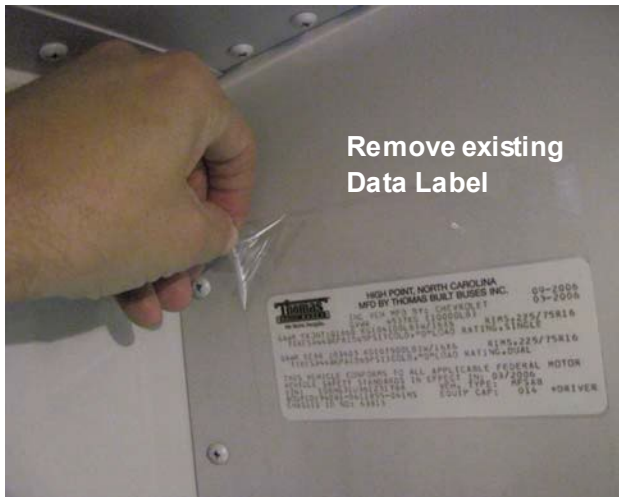


Fig. 2.