



Kentucky Trailer
Attr: Recall-22KTB01
3400 Robards Court
Louisville, KY 40218
(502) 410-6019
Recall-22KTB01@kytrailer.com

Corporate Support Center

FORM # KTCA01

1



August 25, 2022

IMPORTANT SAFETY RECALL
NHTSA Safety Recall No. 22V419

This Notice applies to your vehicle (VIN# 

This notice is sent to you in accordance with the requirements of the National Traffic and Motor Vehicle Safety Act.

Kentucky Trailer has decided that a defect which relates to motor vehicle safety exists in your vehicle, with the Vehicle Identification Number set forth above.

We apologize for any inconvenience that this may cause and we want to assure you that, with your assistance, we will correct this condition.

What is the Defect?

The walk board rack mounted to the underbelly of Kentucky Trailer truck body units, which rack serves as the housing for each unit's walk board while the unit is in transit, can become loose due to vibrations, damage and/or other forces loosening the 28 (nut/bolt) fasteners that serve to attach the walk board rack to the underbelly of the truck body unit. If enough fasteners become loose (or ultimately separated), there can be movement in the walk board rack sufficient to allow the walk board to fall off of the truck body unit. If a walk board were to fall off of a truck body unit, particularly if the truck body unit is in transit, serious injury and/or damage to nearby persons, vehicles and/or property (including the truck body itself) could occur. **As a precaution, please immediately inspect all walk board rack fasteners on your truck body unit and tighten any loose fasteners in order to reduce the chance of the walk board rack becoming loose and allowing the walk board to fall from the rack.**

What will Kentucky Trailer do?

Kentucky Trailer will remedy the subject defect by removing all applicable fasteners installed on the walk board rack assembly (~28) and replacing them with new fasteners (i.e. nuts/bolts/washers) that include Stover-type "locking" nuts. Kentucky Trailer will undertake this repair for you (free of charge), effective immediately, at its Louisville, KY (3400 Robards Court, Louisville, KY 40218) or Fontana, CA (10147 Calabash Ave, Fontana, CA 92335) service facility. Alternatively,

Kentucky Trailer will ship to you, or your designated service/repair facility (free of charge), a kit containing the fasteners required to complete the repair along with a copy of the attached detailed technical repair instructions. Service/repair facilities that customarily service vehicles of this type should be well equipped to complete this repair. Kentucky Trailer will reimburse owners for the reasonable cost associated with making such repairs, which should take approximately one (1) hour. Requests for reimbursement can be made by completing the Reimbursement Request Form found on our website (www.recall-kytrailer.com) and returning it, along with the original repair receipt, to: Kentucky Trailer, Attn: Recall – 2022KTB01, 3400 Robards Court, Louisville, KY 40218. Refund requests may take up to sixty (60) days to process.

What should you do?

You should schedule service at Kentucky Trailer's Louisville, KY or Fontana, CA service facility or submit a request for a fastener kit to be sent to you or your designated service/repair facility, both of which may be accomplished by completing and submitting Kentucky Trailer's recall form found on Kentucky Trailer's website at www.recall-kytrailer.com (simply go to the web page, click on the recall form link, complete the form and click submit). Alternatively, you can email Kentucky Trailer at: Recall-22KTB01@KYTrailer.com, or call Kentucky Trailer's recall assistance telephone number at (502) 767-6202. **In the meantime, as stated above, please immediately inspect all walk board rack fasteners on your truck body unit and tighten any loose fasteners in order to reduce the chance of the walk board rack becoming loose and allowing the walk board to fall from the rack.**

Have you previously paid for this repair?

If you have previously paid for a repair that addresses the issue described in this letter, you may be eligible for reimbursement of such previously paid repairs. For more information regarding eligibility for, and reimbursement of, any such previously paid repairs, please contact Kentucky Trailer at (800) 618-1210.

What if you no longer own or use this vehicle?

If you no longer own or have retired this vehicle, please let Kentucky Trailer know by emailing us at: Recall-22KTB01@KYTrailer.com, or calling us at (502) 767-6202. If you no longer own this vehicle and have an address for the current owner, please forward this letter to the new owner within ten (10) days of receipt of this letter.

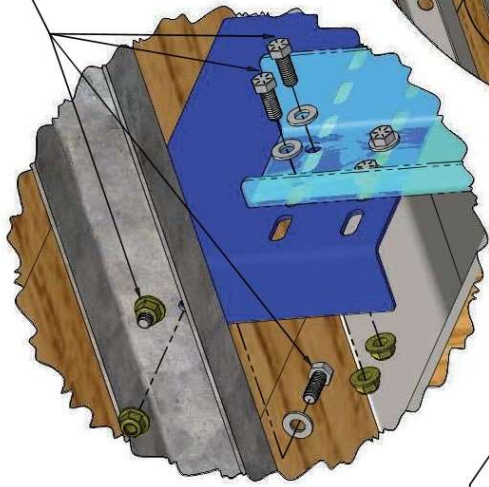
If you have difficulty accessing the recall form on Kentucky Trailer's website (www.recall-kytrailer.com) or have questions generally, please call Kentucky Trailer's recall assistance telephone number at (502) 767-6202 and one of our representatives will be happy to assist you. If you are still having difficulty getting your vehicle repaired in a reasonable time without charge, you may submit a complaint to the Administrator, National Highway Traffic Safety Administration, 1200 New Jersey Ave., SE, Washington DC 20590; or call the toll-free Vehicle Safety Hotline at 1-888-327-4236 (TTY: 1-800-424-9153); or go to <http://www.safercar.gov>.

Thank you for your prompt attention to this important safety matter.

Kentucky Trailer


1. LIFT AND SECURE THE ACCESS DOOR IN THE OPEN POSITION.
2. REMOVE THE WALK BOARD FROM THE RACK AND SET ASIDE.
3. TO PREVENT SHIFTING OF THE RACK, DO NOT REMOVE ALL OF THE FASTENERS AT ONCE. REMOVE AND REPLACE HALF OF THE FASTENERS IN EACH LOCATION, TORQUE TO SPECIFICATION (37-42 ft-lbs), THEN REMOVE AND REPLACE THE REMAINING FASTENERS AND TORQUE TO SPECIFICATION (37-42 ft-lbs). IN TOTAL, (28) FASTENERS SHOULD BE REMOVED AND REPLACED.
4. MARK EACH REPLACED FASTENER WITH A PAINT MARKER IN A VISIBLE LOCATION TO INDICATE IT HAS BEEN REPLACED AND TORQUED (SEE MARKING A TORQUED ITEM).
5. RE-INSTALL THE WALK BOARD IN THE RACK.
6. LOWER THE ACCESS DOOR AND SECURE WALK BOARD AND DOOR FOR TRANSPORT.

REMOVE AND REPLACE THE FASTENERS CONNECTING THE HANGERS TO THE CROSSMEMBERS AS WELL AS THE FASTENERS CONNECTING THE RACK BRACKETS TO THE HANGERS.



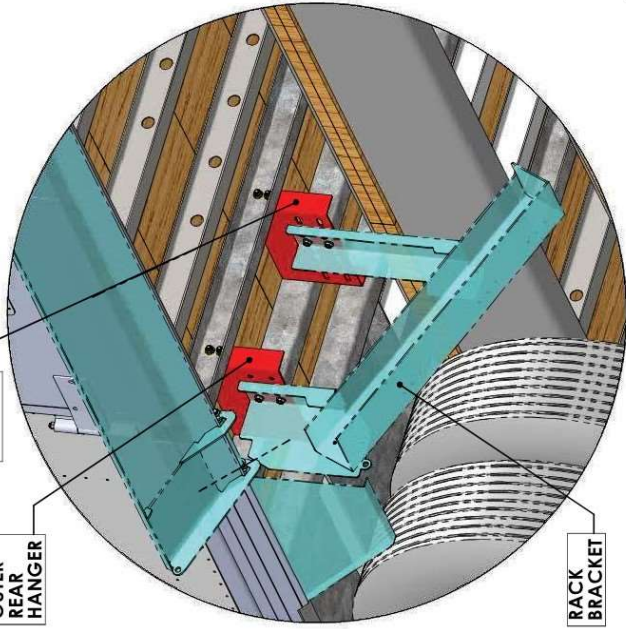
MARKING A TORQUED ITEM

DETAIL A



OUTER REAR HANGER

INNER REAR HANGER

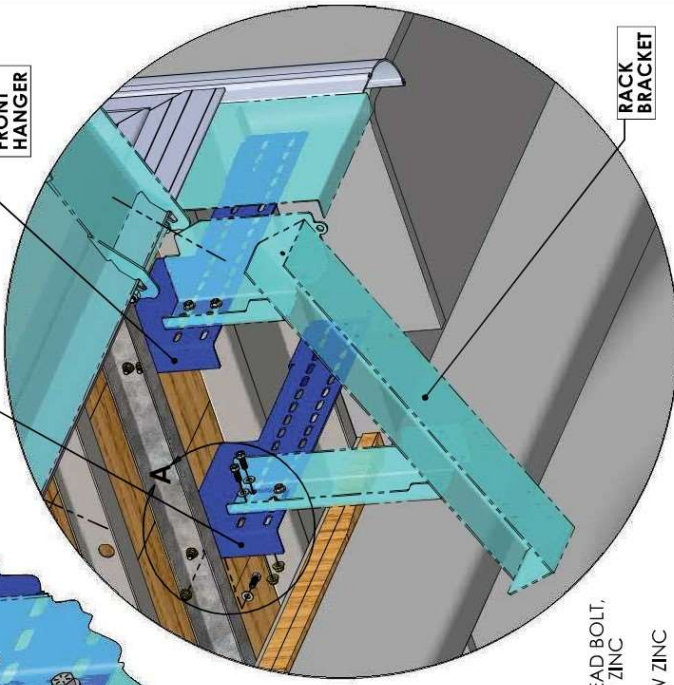


REAR WALK BOARD RACK HANGER

- (4) FASTENERS IN OUTER REAR HANGER
- (4) FASTENERS IN INNER REAR HANGER
- (8) FASTENERS IN RACK BRACKET, (4) PER VERTICAL

INNER FRONT HANGER

OUTER FRONT HANGER



FRONT WALK BOARD RACK HANGER

- (2) FASTENERS IN OUTER FRONT HANGER
- (2) FASTENERS IN INNER FRONT HANGER
- (8) FASTENERS IN RACK BRACKET, (4) PER VERTICAL

KT# 1151438100
3/8"-16 X 1" HEX HEAD BOLT,
GRADE 8, YELLOW ZINC

KT# 1530438001
3/8" FLAT WASHER, GRADE 8, YELLOW ZINC

KT# 1421438006
3/8"-16 FLANGED STOVER-TYPE LOCKNUT, GRADE 8,
YELLOW ZINC, WAXED

- NOTES:
1. WASHER TO BE INSTALLED UNDER BOLT HEAD
 2. TORQUE BOLT HEAD OR NUT TO 37-42 FT/LBS.