



RRC-72-22-001-1: Replace 1st Row Passenger Seat Due to Improperly Calibrated Occupant Classification System

Rivian has decided that certain model year 2022 Rivian R1T vehicles fail to conform with Federal Motor Vehicle Safety Standard No. 208 “Occupant Crash Protection”. If a child seat or a child is seated in the front passenger seat, the passenger air bag may not be deactivated as required. In the event of a crash which deploys the front passenger air bag, the infant in the child seat or child occupant may have an increased risk of injury. Pursuant to its recall determination, Rivian will replace the front passenger seat in certain model year 2022 R1T vehicles.

| | |
|---|--------------------------|
| Document Type | Safety Recall Bulletin |
| Date | July 6, 2022 |
| Affected Region(s) | USA |
| Affected Model(s) | R1T |
| Model Year(s) | 2022 |
| Approximate Build Dates | August 2021 - April 2022 |
|  Refer to the FSA Dashboard to determine if this document applies to a specific vehicle. | |
| Vehicle System | 72 - Occupant Protection |
| Minimum Service Location | Service Center |

Required Parts

| Part Number | Quantity | Engineering Name | Service Name/Notes |
|------------------------------|----------|---|---|
| One of the following: | | | |
| PT00675781-A-001 | | BLKEA-SERVICE ASSY -SEAT-LHD; ROW1; PASS; Heat+Vent; 4WL; Adventure | Seat Assembly, 1st Row, Passenger; Black Mountain and Ebony Ash |
| PT00675781-A-002 | | FORBA-SERVICE ASSY -SEAT-LHD; ROW1; PASS; Heat+Vent; 4WL; Adventure | Seat Assembly, 1st Row, Passenger; Forest Edge and Brown Ash |
| PT00675781-A-003 | | OCELA-SERVICE ASSY -SEAT-LHD; ROW1; PASS; Heat+Vent; 4WL; Adventure | Seat Assembly, 1st Row, Passenger; Ocean Coast and Light Ash |

 **Attention:** The parts listed in this table are only for unique steps that are called out in this bulletin. Some sections of this bulletin might refer to Service Manual procedures which require additional parts. Always review the bulletin and all potentially related Service Manual procedures before ordering parts and beginning work.

Removal and Inspection

1. On the RH side: Remove: Seat Assembly, 1st Row (refer to service manual procedure 681010010).



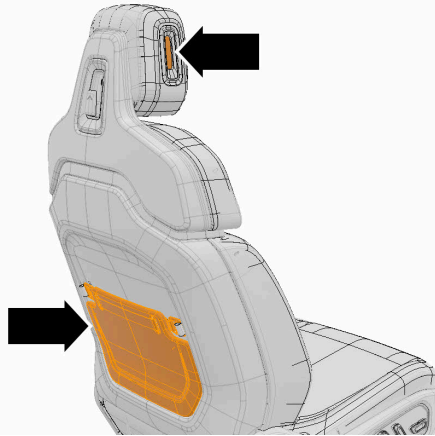
Note: Raise the seat cushion to maximum height before disabling 12V power.

2. On the removed component(s): Remove: Bin, 1st Row Seat (refer to service manual procedure 683120010).
3. On the removed component(s): Remove: Module, Control, 1st Row Seat (refer to service manual procedure 682410010).



Note: The component(s) will be used in a later step.

4. Compare the highlighted trim on the old and new components.



- If the trim is the same: Skip to the [Replacement](#) section.
 - If the trim is different: Continue to the next step.
5. On the removed and new component(s): Remove: Headrest, 1st Row Seat (refer to service manual procedure 683110010).
 6. Transfer the headrest and rear cover from the removed component to the new component.



Tip: If any clips are damaged, replace them with undamaged clips from the unused rear cover.

Replacement

1. On the new component(s): If necessary: Remove: Bin, 1st Row Seat (refer to service manual procedure 683120010).
2. On the new component(s): Use the ScanKey app to scan the 2D barcode on the label attached to the bottom of the seat.
3. Paste the resulting serial number into the work order.
4. On the new component(s): Install: Module, Control, 1st Row Seat (refer to service manual procedure 682410010).



Note: Reuse the component that was removed in step 3.

5. Install: Bin, 1st Row Seat (refer to service manual procedure 683120010).



Note: Install the bin that was supplied with the new seat. Do not reuse the bin from the removed seat.

6. On the RH side: With an assistant: Install: Seat Assembly, 1st Row (refer to service manual procedure 681010010).

7. Reinstall all components that were removed for access and replace all non-reusable components.

8. Using RiDE: Run the routine for labor code **681010110 - Seat Assembly, 1st Row, Passenger (Remove and Replace)**.

Labor Codes

| Labor Code | Description |
|--|--|
| RRC722200100 | RRC-72-22-001-1 not applicable |
| RRC722200101 | Replace 1st row passenger seat due to improperly calibrated occupant classification system |
| RRC722200102 | Replace 1st row passenger seat due to improperly calibrated occupant classification system; transfer headrest and rear cover |
| Contact ServiceDocumentFeedback@rivian.com regarding labor codes and document content. | |