

TO: Mercedes-Benz Dealer Principals, General Managers, Sales Managers, Service Managers, Parts Managers	FROM: Gregory Gunther, Department Manager, Vehicle Compliance and Analysis, Engineering Services
RE: Recall Campaign Launch Notification Check Steering Column Module Electrical Connector MY21 S-Class (223 platform)	DATE: April 22, 2022

IMPORTANT RECALL CAMPAIGN UPDATE

Please see the attached documents related to the campaign listed above.

Please note that all customer inquiries should be directed to the Customer Assistance Center at 1-800-FOR-MERCEDES.

Sincerely,

Gregory Gunther

Department Manager, Vehicle Compliance & Analysis



Recall Campaign Launch Notification

April 22, 2022

Campaign No. :	CA DMV. :	NHTSA ID	Campaign Desc. :
2022040006	220406	22V214	22P4692105

Check Steering Column Module
Electrical Connector

This is to notify you of a the Recall Campaign Launch to check the steering column module electrical connector on **4** Model Year ("MY") 2021 S-Class (223 platform) vehicles. The recall campaign will be visible on the www.safercar.gov website and may generate questions from customers. Affected VINs will be flagged in VMI as "OPEN" on **April 22, 2022**.

Background

Issue	Mercedes-Benz AG ("MBAG"), the manufacturer of Mercedes-Benz vehicles, has determined that on certain Model Year ("MY") S-Class (223 platform) vehicles, the tamper-resistant cover for the electrical connector on the steering column module might not have been installed and secured correctly. In this case, the electrical connector on the steering column module might loosen due to vibrations during driving. If this were to happen, different functions (e.g. ESP, driver airbag, turn indicator) might not be available and gear changes might not be possible, which could subsequently increase the risk of crash and injury. In addition to safety concern, the fault would be detected by OBD system, which may potentially illuminate a Malfunction Indicator Lamp ("MIL"). An influence on fuel consumption, CO2 and exhaust emission (BR223) as well as on the electric range (BR223 PHEV) cannot be ruled out.
-------	---

What We're Doing	MBUSA will conduct a voluntary recall. An authorized Mercedes-Benz dealer will check the tamper-resistant cover on the affected vehicles and install it correctly, if necessary.
------------------	--

Parts	The remedy is available and can be performed.
-------	---

Vehicles Affected

Vehicle Model Year(s)	2021
Vehicle Model	S-Class

Vehicle Populations

Total Recall Population	4
Total Vehicles in Dealer Inventory	0

Given this notice, it is **a violation of Federal law** for a dealer to sell or lease any **new** MY21 S-Class vehicles in dealer inventory covered by this notification until the vehicle has been repaired. Once the remedy is available, the vehicles will be flagged as "OPEN" and Work Instructions will be available in Star TekInfo. Once the repair is complete the vehicle may be sold or leased.

Loaner and demonstrator vehicles may continue to be driven, but must not be retailed until repaired. As a matter of normal service process, please check for other repair measures which might be applicable to the vehicle(s).

Additionally, given this notice, it is **a violation of Federal Law** for **car rental companies** to rent new MY21 S-Class vehicles covered by this notification until the vehicle has been repaired.

Notice to California Dealers: As required by 13 CCR 2117, a proof of correction ("POC") certificate showing that the vehicle has been repaired under this recall must be issued by the authorized service facility, and that such a certificate may be required by California as a condition of vehicle re-registration or operation. Please reference this POC in the attached work instructions. Failure to complete this step may result in fines and penalties and lead to customer dissatisfaction.



Next Steps/Notes**Customer Notification Timeline**

Customer letters will be mailed on or before May 6, 2022.

AOMS/SOMS

AOMs – This recall may generate questions from your dealers. Please forward this notice to your dealers ASAP.

Rental Fleet Partners

This recall may affect vehicles in your fleet. Please contact your respective MBUSA fleet representative for further information and next steps. For repairs, please contact your preferred MBUSA dealer.

While we regret any inconvenience this may cause, MBUSA is determined to maintain a high level of vehicle quality and customer satisfaction. Please refer all customer inquiries to the Customer Assistance Center at 1-800-FOR-MERCEDES.



Recall Campaign Bulletin



Campaign No. 2022040006, April 2022

TO: ALL MERCEDES-BENZ CENTERS

SUBJECT: **Model S-Class (223 platform)**
Model Year 2021

Check Steering Column Module Electrical Connector

Mercedes-Benz AG ("MBAG"), the manufacturer of Mercedes-Benz vehicles, has determined that on certain Model Year ("MY") S-Class (223 platform) vehicles, the tamper-resistant cover for the electrical connector on the steering column module might not have been installed and secured correctly. In this case, the electrical connector on the steering column module might loosen due to vibrations during driving. If this were to happen, different functions (e.g. ESP, driver airbag, turn indicator) might not be available and gear changes might not be possible, which could subsequently increase the risk of crash and injury. In addition to safety concern, the fault would be detected by OBD system, which may potentially illuminate a Malfunction Indicator Lamp ('MIL'). An influence on fuel consumption, CO2 and exhaust emission (BR223) as well as on the electric range (BR223 PHEV) cannot be ruled out. An authorized Mercedes-Benz dealer will check the tamper-resistant cover on the affected vehicles and install it correctly, if necessary.

Prior to performing this Campaign:

- VMI must always be checked before performing campaigns to verify that the campaign is required on a specific vehicle. Always check for any other open campaigns, and perform accordingly.
- Please review the entire Campaign bulletin and follow the repair procedure exactly as described.

Approximately 4 vehicles are affected.

Order No. P-RC-2022040006

This bulletin has been created and maintained in accordance with MBUSA-SLP S423QH001, Document and Data Control, and MBUSA-SLP S424HH001, Control of Quality Record

Recall Campaign Bulletin

Check lock on electrical connector for the steering column switch module, replace if necessary

Check/test procedure

1. Completely extend steering column and unclip leather bag (**A, figure 1**) at steering column.




Figure 1

2. Check lock/safety seal (**B, figure 2**) at electrical connector for steering column switch module.

i Check lock/safety seal is present and/or for damage.

i Use a mirror and a flashlight for the test.






Figure 2


- a. Lock/safety seal **not** present or damaged:
Carry out **work procedure**.
- b. Lock/safety seal **present** and not damaged:
End measure.


Work Procedure

1. Remove steering column switch module.
 For basic data of model 223 see **AR54.25-P-2812S**.
 For basic data of model 297 see **AR54.25-P-2812EQS**.
 2. Replace lock/safety seal at electrical connector for steering column switch module.
 3. Assemble in reverse order.
-

Primary Parts Information


Qty.	Part Name	Part Number
As required (1)	Lock anti-tamper seal	A 000 823 02 45

 Small parts such as screws/bolts, lock nuts, sealing rings, cable ties, fluids, sealant etc. are not listed in the parts list. The required small parts are taken into account in the budgeting.

 **Note:** The following allowable labor operation should be used when submitting a warranty claim for this repair:

Warranty Information

Damage Code	Operation Number	Description	Labor Time (hrs.)
46 921 05	02-0368	Check lock on electrical connector for steering column switch module	0.1
	02-0369	Replace lock on electrical connector for steering column switch module (after check) Includes: Disconnect/connect ground line of the 12 V on-board electrical system battery; remove/install driver's airbag; remove/install steering wheel; remove install steering column switch module	0.8

 **Note:** Always check ASRA for the current OP-Code times. Labor times are subject to change and updates may not be reflected in this document.

i The following step applies to California dealers only.

Apply Proof of Correction Label (**A 000 584 54 13**) to area identified in **Figure 1**. Fill in the blank areas of the label. The campaign number for the California Proof of Correction is unique and must be entered as such (**220406**), your dealer code, and the date of the repair, using a black permanent marker.

i Note: Clean bonding surface prior to affixing label.



Figure 1

i The following step applies to California dealers only.

Provide the owner with the completed and signed Proof of Correction Certificate (**A 000 584 42 14**) **Figure 2**, after you scan a completed form and attach to the RO. The recall number for the California Proof of Correction is unique and must be entered as such (**220406**).

Vehicle Emission Recall - Proof of Correction				
License Number	Make	Year Model	Body Type	Vehicle Identification Number
Manufacturer			Recall Number	
The above described vehicle has been repaired, modified and/or equipped with new emission control devices to meet applicable California Emission Control Laws.				
Dealer's Name		Address, City, State and Zip		
Date		Dealership's Authorized Signature		
x				
Please use California Campaign Number as mentioned in the work instructions.				
Return this certificate to DMV <u>only</u> when required - otherwise retain for your records.				

Figure 2

California Proof of Correction Parts Information

Qty.	Part Name	Part Number
1	Sheet (CA Dealers Only)	A 000 584 57 14
1	Label (CA Dealers Only)	A 000 584 54 13