


# RECALL 21V988, 2021-773 REMEDY INSTRUCTIONS

	Make(s): CARDINAL FIFTH-WHEEL Model(s): CAF390FBX & CAF390FBX-W Model Year(s): 2020 - 2022	Repair Code: RC-004-19-00-004128 Allotted Time: .25 HRS. Inspection Code: RC-004-05-00-004127 Allotted Time: .10 HRS.
	Concern: The generator compartment may not be sealed from the interior of the vehicle, which may allow carbon monoxide to enter the vehicle.	Photo(s) Required: YES Prior Authorization Required: YES Part(s) Kit Number: N/A Part(s) Return: NO


**Disconnect the vehicles' battery Positive and Negative, disconnect any House battery(s) Positive and Negative, if equipped with a generator ensure it is off and lastly, ensure the vehicle is disconnected from shore power. Block any tires/wheels to prevent the vehicle from rolling. Failure to do so may result in electrocution, fire or other personal injury, property damage and/or death.**

**STEP 1: OPEN AND SECURE THE FRONT LOWER BAGGAGE DOOR TO ACCESS THE GENERATOR COMPARTMENT;**

**INSPECTION:**

**STEP 1: INSPECT THE FLANGES OF THE GENERATOR COMPARTMENT BOX FOR FOAM TAPE; INSPECT THE MECHANICAL SEAMS TO ENSURE THEY ARE SEALED WITH SILICONE; FIGURE 1 BELOW INDICATE A SEALED BOX; IF THE GENERATOR BOX IS SEALED PER FIGURES 1, TAKE PHOTOS & CLAIM THE INSPECTION CODE.**

**FIGURE 1**




**EXAMPLE OF A SEALED GENERATOR BOX**

- FOAM TAPE ON THE FLANGES THAT SEAL TO THE BAGGAGE DOOR.
- SILICONE ALONG ALL SEAMS INSIDE THE COMPARTMENT BOX (BLUE LINES)

**REMEDY:**

**STEP 1: IF THE GENERATOR BOX DOES NOT HAVE FOAM TAPE OR ANY SEALANT (COMBINATION OF BOTH OR MISSING ANY FOAM TAPE AND/OR SEALANT), REFER TO FIGURE 2;**

**FIGURE 2:**



**SEAL THE GENERATOR BOX**

- FOAM TAPE ON THE FLANGES THAT SEAL TO THE BAGGAGE DOOR.
- SILICONE ALONG ALL SEAMS INSIDE THE COMPARTMENT BOX (BLUE LINES)