



David J. Johnson
 Director
 Service Engineering Operations
 Ford Customer Service Division

Ford Motor Company
 P. O. Box 1904
 Dearborn, Michigan 48121

February 1, 2022

TO: All U.S. Ford and Lincoln Dealers

SUBJECT: NEW VEHICLE DEMONSTRATION / DELIVERY HOLD
Compliance Recall 21C36 - Supplement # 2
 Certain 2021-2022 Model Year Maverick Vehicles and Mach-E Vehicle
 Rear Seat Belt Anchor Thread Repair

New! REASON FOR THIS SUPPLEMENT

Attachment I: Updated Provision for locally obtained Thread Repair Insert.

Attachment II: Order and Claim Quantity.

Attachment III: Technical Information Length of Thread Insert.

AFFECTED VEHICLES

Vehicle	Model Year	Assembly Plant	Build Dates
2021-2022	Mach -E	CSAP	October 5, 2021 through November 18, 2021
2022	Maverick	HSAP	October 6, 2021 through October 20, 2021

Affected vehicles are identified in OASIS and FSA VIN Lists.

REASON FOR THIS COMPLIANCE RECALL

All of the affected vehicles may not conform to the requirements specified by Federal Motor Vehicle Safety Standard (FMVSS) 208 Occupant Crash Protection, and - (FMVSS) 210 Seat Belt Assembly Anchorages. Rear floor assemblies were produced with tapping plates that may have oversized extruded bolt holes used to attach the rear seat belt buckles. Oversized extruded bolt holes may decrease the strength of the fastener joint causing inadequate attachment of the rear seat belts during loading. An inadequately attached rear seat belt could detach under loading and may not adequately restrain an occupant in a crash, increasing the risk of injury.

SERVICE ACTION

Before demonstrating or delivering any new in-stock vehicles involved in this recall, dealers are to repair both LH and RH rear buckle attachments with a stainless-steel thread repair insert M12 X 1.75 X 12mm long. This service must be performed on all affected vehicles at no charge to the vehicle owner.

OWNER NOTIFICATION MAILING SCHEDULE

Owner letters are expected to be mailed the week of January 31, 2022. Dealers should repair any affected vehicles that arrive at their dealerships, whether or not the customer has received a letter.

PLEASE NOTE:

Federal law requires dealers to complete this recall service before a new vehicle is delivered to the buyer or lessee. Violation of this requirement by a dealer could result in a civil penalty of up to \$21,000 per vehicle. Correct all vehicles in your new vehicle inventory before delivery.

New! ATTACHMENTS

Attachment I: Administrative Information

Attachment II: Labor Allowances and Parts Ordering Information

Attachment III: Technical Information

Owner Notification Letters

QUESTIONS & ASSISTANCE

For questions and assistance, contact the Special Service Support Center (SSSC) via the SSSC Web Contact Site. The SSSC Web Contact Site can be accessed through the Professional Technician System (PTS) website using the SSSC link listed at the bottom of the OASIS VIN report screen or listed under the SSSC tab.

Sincerely,

A handwritten signature in black ink that reads "D. Johnson". The signature is written in a cursive style with a large initial "D" and a long, sweeping underline.

David J. Johnson

NEW VEHICLE DEMONSTRATION / DELIVERY HOLD
Compliance Recall 21C36 - Supplement # 2
Certain 2021 Model Year Maverick Vehicle
Certain 2021 2022 Model Year Mach-E Vehicle
Thread Repair of Rear Seat Belt Assembly Anchorages

OASIS ACTIVATION

OASIS was activated on December 17, 2021.

FSA VIN LISTS ACTIVATION

FSA VIN Lists was made available through <https://web.fsavinlists.dealerconnection.com> on December 17, 2021. Owner names and addresses was made available January 1, 2022.

NOTE: Your FSA VIN Lists may contain owner names and addresses obtained from motor vehicle registration records. The use of such motor vehicle registration data for any purpose other than in connection with this recall is a violation of law in several states, provinces, and countries. Accordingly, you must limit the use of this listing to the follow-up necessary to complete this recall.

SOLD VEHICLES

- Ford has not issued instructions to stop selling/delivering or driving used vehicles under this compliance recall. Owners should contact their dealer for an appointment to have their vehicles remedied as soon as practicable. Owners can continue to safely drive their vehicle.
- Immediately contact any of your affected customers whose vehicles are not on your VIN list but are identified in OASIS. Give the customer a copy of the Owner Notification Letter (when available) and schedule a service date.
- Correct other affected vehicles identified in OASIS which are brought to your dealership.
- Dealers are to prioritize repairs of customer vehicles over repairs of new and used vehicle inventory.

STOCK VEHICLES

- Correct all affected units in your new vehicle inventory before delivery.
- Use OASIS to identify any affected vehicles in your used vehicle inventory.

DEALER-OPERATED RENTAL VEHICLES

The Fixing America's Surface Transportation (FAST) Act law effective June 2016 prohibits a rental company from selling, renting or leasing vehicles subject to a safety or compliance recall. Please consult your legal counsel for legal advice.

TITLE BRANDED / SALVAGED VEHICLES

Affected title branded and salvaged vehicles are eligible for this recall.

RENTAL VEHICLES

Rental vehicles are not approved for this program.

NEW VEHICLE DEMONSTRATION / DELIVERY HOLD
Compliance Recall 21C36 - Supplement # 2
Certain 2021 Model Year Maverick Vehicle
Certain 2021 2022 Model Year Mach-E Vehicle
Thread Repair of Rear Seat Belt Assembly Anchorages

OWNER REFUNDS

- **This safety recall must still be performed, even if the owner has paid for a previous repair. Claiming a refund will not close the recall on the vehicle.**
- Ford Motor Company is offering a refund for owner-paid repairs covered by this recall if the repair was performed prior to the date indicated in the reimbursement plan, which is posted with this bulletin. Owners are directed to seek reimbursement through authorized dealers or, at their option, directly through Ford Motor Company at P.O. Box 6251, Dearborn, MI 48121-6251.
- Dealers are also pre-approved to refund owner-paid emergency repairs that were performed away from an authorized servicing dealer after the end date specified in the reimbursement plan. Non-covered repairs, or those judged by Ford to be excessive, will not be reimbursed.
- Refunds will only be provided for the cost associated with the thread repair of assembly anchorages.

ADDITIONAL REPAIR (LABOR TIME AND/OR PARTS)

Additional repairs identified as necessary to complete the FSA should be managed as follows:

- For related damage and access time requirements, refer to the Warranty and Policy Manual / Section 6 – Ford & Lincoln Program Policies / General Information & Special Circumstances for FSA's / Related Damage.
- For vehicles within new vehicle bumper-to-bumper warranty coverage, no SSSC approval is required, although related damage must be on a separate repair line with the "Related Damage" radio button checked.
 - Ford vehicles – 3 years or 36,000 miles

CLAIMS PREPARATION AND SUBMISSION

- **Claim Entry:** Enter claims using Dealer Management System (DMS) or One Warranty Solution (OWS) online.
 - When entering claims, select claim type 31: Field Service Action. The FSA number (21C36) is the sub code.
 - For additional claims preparation and submission information, refer to the Recall and Customer Satisfaction Program (CSP) Repairs in the OWS User Guide.
- **Related Damage/Additional labor and/or parts:** Must be claimed as Related Damage on a separate repair line from the FSA with same claim type and sub code as described in Claim Entry above.

IMPORTANT: Click the Related Damage Indicator radio button.

NEW VEHICLE DEMONSTRATION / DELIVERY HOLD
Compliance Recall 21C36 - *Supplement # 2*
Certain 2021 Model Year Maverick Vehicle
Certain 2021 2022 Model Year Mach-E Vehicle
Thread Repair of Rear Seat Belt Assembly Anchorages

- **Refunds:** Submit refunds on a separate repair line.
 - Program Code: 21C36 - Misc. Expense: ADMIN
 - Misc. Expense: REFUND - Misc. Expense: 0.2 Hrs.
 - Multiple refunds should be submitted on one repair line and the invoice details for each repair should be detailed in the comments section of the claim.

New!

- ***Provision for locally obtained Stainless Steel Thread Repair Insert M12 X 1.75 X 12mm long: Submit on the same line as the repair.***
 - *Program Code: 21C36* - *Misc. Expense: OTHER*
 - *Misc. Expense: Claim up to \$4.00*

NEW VEHICLE DEMONSTRATION / DELIVERY HOLD
Compliance Recall 21C36 - Supplement # 2
 Certain 2021 Model Year Maverick Vehicle
 Certain 2021 2022 Model Year Mach-E Vehicle
 Thread Repair of Rear Seat Belt Assembly Anchorages

LABOR ALLOWANCES

Description	Labor Operation	Labor Time
Mach - E: Install thread insert to LH and RH rear buckle; includes time to clean interior work area.	21C36B	0.6
Maverick: Install thread insert to LH and RH rear buckle; includes time to clean interior work area.	21C36C	0.7

PARTS REQUIREMENTS / ORDERING INFORMATION

New! ORDERING INFORMATION

Part Number	Description	Order Quantity	Claim Quantity
Obtain Locally	Stainless Steel Thread Repair Insert M12 X 1.75 <i>and 12mm Long</i>	<i>As needed</i>	<i>Claim as Misc. Other</i>

Order your parts through normal order processing channels.

DEALER PRICE

For latest prices, refer to DOES II.

REPLACED FSA PARTS INSPECTION AND SIGN OFF

Effective March 1st, 2021 all parts replaced as part of an FSA repair with a repair order open date of March 1st, 2021 or later must be inspected and signed off on the repair order by a member of your dealers fixed operations management team or an employee the task has been delegated to. If the task is to be delegated to a non-management employee, the employee needs to be someone other than the technician who completed the repair and needs to understand the importance of completing this task consistently and accurately.

- All parts replaced as part of an FSA repair should be returned to the parts department following the Warranty Parts Retention and Return Policies.
- Inspect the replaced parts to verify the FSA repair was completed.
- If the FSA repair is found to be complete, the designated employee signs the repair order line or parts return stamp area (electronic or hand signed) for the FSA repair indicating the parts were inspected and validated to have been replaced.
- After the parts have been inspected, they should be handled based on the guidance in the parts status report in the Online Warranty System (Hold, Return, CORE, Scrap, etc.).
- This process is subject to review during warranty audits for FSA repairs with a repair order open date of March 1st, 2021 or later. Any eligible FSA claims requiring parts replacement, found not to have been inspected and signed off during a warranty audit will be subject to chargeback and consideration for enrollment into the Dealer Incomplete Recall Repair Process.

NEW VEHICLE DEMONSTRATION / DELIVERY HOLD
Compliance Recall 21C36 - *Supplement # 2*
Certain 2021 Model Year Maverick Vehicle
Certain 2021 2022 Model Year Mach-E Vehicle
Thread Repair of Rear Seat Belt Assembly Anchorages

Note: Other approvals (electronic or handwritten) for add-on repair lines, dealer owned vehicle repairs, and repeat repairs do not qualify as FSA parts inspection approvals. The post repair FSA parts inspection process (electronic or handwritten) is independent from other warranty approval requirements. The approval by the designated employee implies that the FSA parts were found to be replaced and must be able to be clearly identified on the Repair Order. If multiple FSA's require approval on a single Repair Order, each applicable occurrence will require individual post repair approval by the designated employee.

CERTAIN 2021 MODEL YEAR MAVERICK AND MUSTANG MACH-E VEHICLES — DRIVER AND REAR SEATBELT BUCKLE ATTACHMENT REPAIR

NOTE: For Mustang Mach-E vehicles proceed to Mustang Mach-E Service Procedure on Page 1.

NOTE: For Maverick vehicles proceed to Maverick Service Procedure on Page 3.

MUSTANG MACH-E SERVICE PROCEDURE

1. Remove the Left Hand (LH), Right Hand (RH) and Center rear seatbelt buckles. Please follow the Workshop Manual (WSM) procedures in Section 501-20A.

NOTE: Set a depth gauge on a 31/64" drill bit at 50.8 mm (2 in). See Figure 1.




FIGURE 1



2. Using a 3/16" drill bit, drill out the anchor bolt hole. Use a M12 x 1.75 STI tap to tap the hole, then install a of M12 x 1.75 12mm long thread repair insert. See Figure 2.




FIGURE 2

3. Thoroughly clean all debris from the repair area before reinstalling the LH, RH and Center rear seatbelt buckles.

4. Reinstall the LH, RH and Center rear seatbelt buckles by reversing the removal procedure.

- Torque: 41 lb.ft (55 Nm).



MAVERICK SERVICE PROCEDURE

1. Remove the Rear Seats. Please follow the WSM procedures in Section 501-10B.
2. Remove the Rear Seatbelt Buckle RH and Center. Please follow the WSM procedures in Section 501-20A.

NOTE: Set a depth gauge on a 31/64" drill bit at 50.8 mm (2 in). See Figure 3.




FIGURE 3

3. Using a 31/64" drill bit, drill out the anchor bolt hole. Use a M12 x 1.75 STI tap to tap the hole, then install a of M12 x 1.75 12mm long thread repair insert. See Figure 2.




FIGURE 4



4. Thoroughly clean all debris from the repair area before reinstalling the LH, RH and Center rear seatbelt buckles.
5. Reinstall the RH and Center rear seatbelt buckles by reversing the removal procedure.
 - Torque: 30 lb.ft (40 Nm).
6. Reinstall the Rear Seats by reversing the removal procedure.

