

November 19, 2021

Version 1

Safety Recall: 2022 Insight Second Row Center Seat Belt Replacement

AFFECTED VEHICLES

Year	Model	Trim	VIN Range
2022	Insight	ALL	Check the iN VIN status for eligibility.

BACKGROUND

The automatic locking retractor (ALR) function on the second row center seat belt assembly may improperly deactivate. If the seat belt webbing is pulled out to the end and the ALR deactivates, the seat belt webbing can retract or extend freely, preventing proper child seat restraint with the seat belt. ALR deactivation does not comply with the requirements of FMVSS 208, Occupant Crash Protection, increasing the risk of injury to the child seat occupant.

CUSTOMER NOTIFICATION

Owners of affected vehicles will be sent a notification of this campaign.

Do an iN VIN status inquiry to make sure the vehicle is shown as eligible.

Some vehicles affected by this campaign may be in your new or used vehicle inventory.

Failure to repair a vehicle subject to a recall or campaign may subject your dealership to claims or lawsuits from the customer or anyone else harmed as a result of such failure. To see if a vehicle in inventory is affected by this safety recall, do a VIN status inquiry before selling it.

CORRECTIVE ACTION

Replace the second row center seat belt.

PARTS INFORMATION

Part Name	Part Number	Quantity
Seat Belt Buckle Set	04826-TXM-A00ZA	1
Pillar Clip	91561-TA5-A11	2

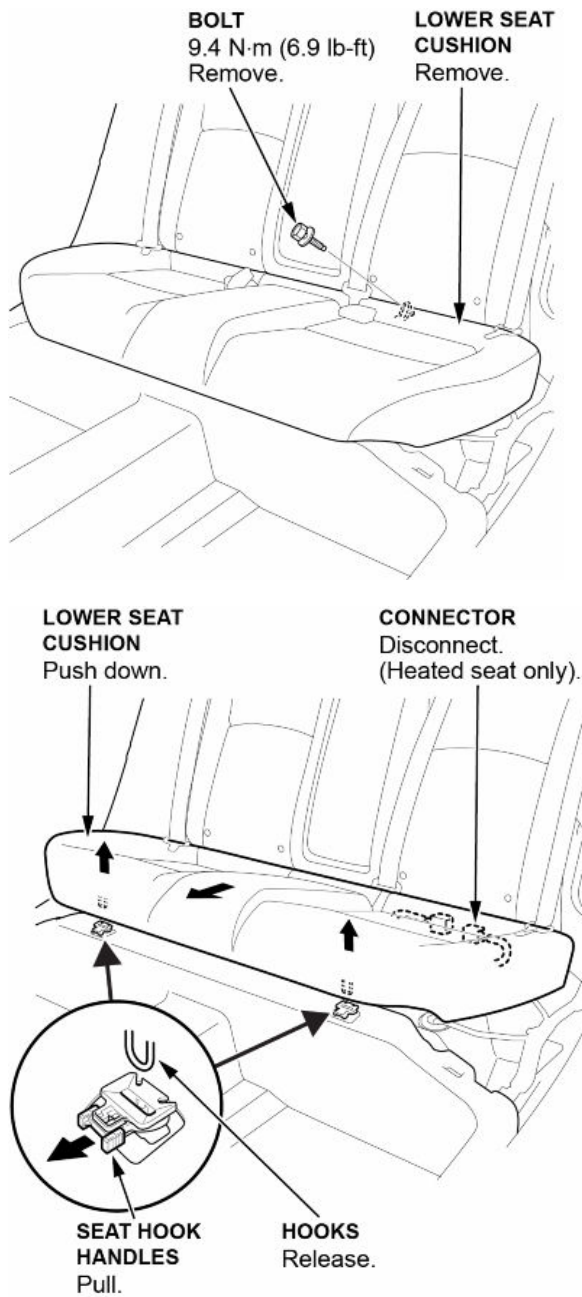
CUSTOMER INFORMATION:The information in this bulletin is intended for use only by skilled technicians who have the proper tools, equipment, and training to correctly and safely maintain your vehicle. These procedures should not be attempted by "do-it-yourselfers," and you should not assume this bulletin applies to your vehicle, or that your vehicle has the condition described. To determine whether this information applies, contact an authorized Honda automobile dealer.

WARRANTY CLAIM INFORMATION

Operation Number	Description	Flat Rate Time	Defect Code	Symptom Code	Template ID	Failed Part Number
8551F1	Replace the second row center seat belt assembly.	0.7 hr	6AL00	BBT00	A21090A	04826-TXM-A00ZA

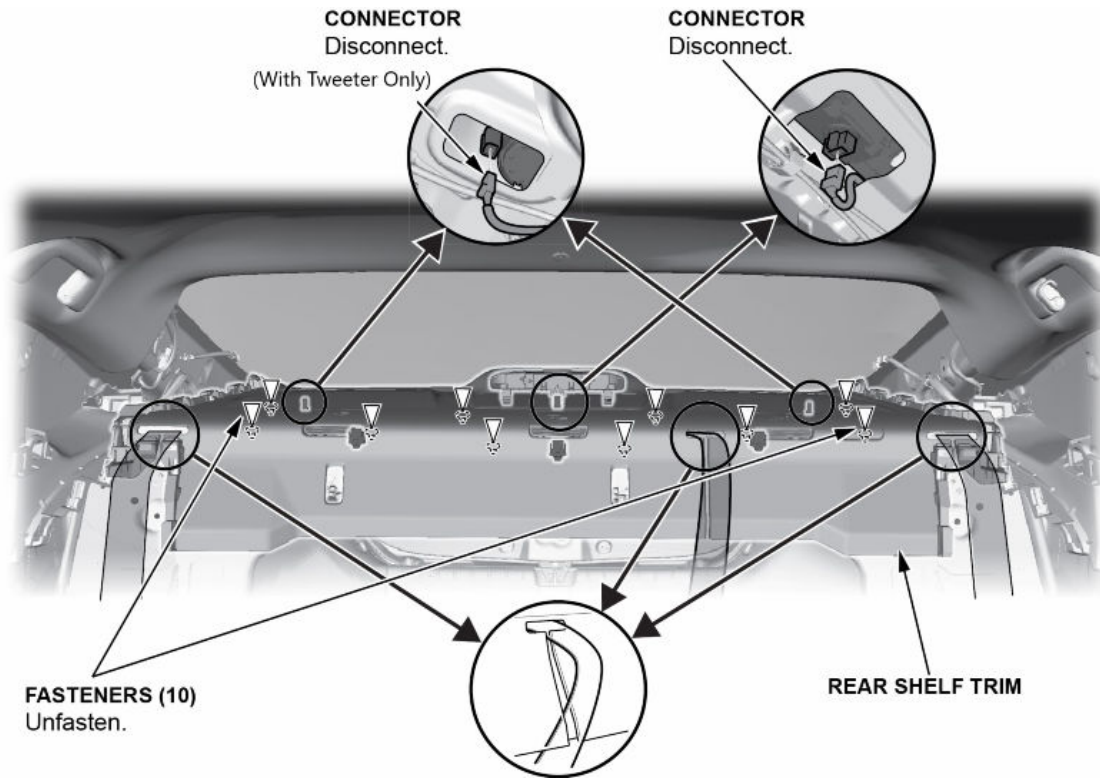
REPAIR PROCEDURE

1. Remove the rear seat cushion.



2. Remove the rear seat side trim.
3. Remove the C-pillar trim and C-pillar lower trim.

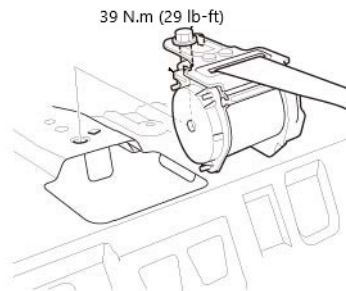
4. Fold down the rear seat-back.
5. Remove the rear shelf trim.



6. Cut the seat belt webbing of the rear center seat belt.



7. Remove the bolt at the top center seat belt and at the floor.



8. Install the new rear center seat belt assembly and torque the bolts to **39 N.m (29 lb-ft)**.
9. Install all parts in the reverse order of removal.

END