



RECALL CAMPAIGN BULLETIN

Classification: EL21-002	Reference: NTB21-057	Date: June 23, 2021
-----------------------------	-------------------------	------------------------

VOLUNTARY RECALL CAMPAIGN 2020-2021 VERSA FRONT TURN SIGNAL BULB INSPECTION

CAMPAIGN ID #: PM986
APPLIED VEHICLES: 2020-2021 Versa (N18)

**Check Service COMM or Dealer Business Systems (DBS)
National Service History to confirm campaign eligibility.**

INTRODUCTION

Nissan is conducting this voluntary recall campaign, on certain specific model year 2020-2021 Versa models, to inspect the right front and left front turn signal bulbs and, if necessary, replace them. This service will be performed at no charge to the customer for parts or labor.

IDENTIFICATION NUMBER

Nissan has assigned identification number PM986 to this campaign. This number must appear on all communication and documentation of any nature dealing with this campaign.

DEALER RESPONSIBILITY

It is the dealer's responsibility to check Service COMM or Dealer Business Systems (DBS) National Service History for the campaign status on each vehicle falling within the range of this voluntary recall which for any reason enters the service department. This includes vehicles purchased from private parties or presented by transient (tourist) owners and vehicles in a dealer's inventory. **Federal law requires that new vehicles in dealer inventory which are the subject of a recall must be corrected prior to sale. Failure to do so can result in civil penalties by the National Highway Traffic Safety Administration.** While federal law applies only to new vehicles, Nissan strongly encourages dealers to correct any used vehicles in their inventory before they are retailed.

Nissan Bulletins are intended for use by qualified technicians, not 'do-it-yourselfers'. Qualified technicians are properly trained individuals who have the equipment, tools, safety instruction, and know-how to do a job properly and safely. **NOTE:** If you believe that a described condition may apply to a particular vehicle, DO NOT assume that it does. See your Nissan dealer to determine if this applies to your vehicle.

SERVICE PROCEDURE

1. Open the hood.
2. Locate the front driver side combination lamp (Figure 1).




Figure 1




Figure 2

3. Remove the driver side turn signal bulb (bulb) from the front combination lamp (Figure 2).
 - Refer to the Electronic Service Manual (ESM): Section **DRIVER CONTROLS > EXTERIOR LIGHTING SYSTEM > HALOGEN HEADLAMP (or) LED HEADLAMP > REMOVAL AND INSTALLATION > FRONT COMBINATION LAMP > Bulb Replacement.**

HINT: The front turn signal lamp bulbs do not need to be removed from the sockets for the inspection.

4. Locate the four character alpha numeric “lot code” of the bulb (Figure 3), and then write it on the repair order.
 - Use of a light source may help to read the lot code.
5. Is the lot code in **Table 1** below?
 - **YES:** Replace the bulb.
 - **NO:** Do NOT replace the bulb.

NOTE: Only replace the bulb if it is in Table 1 below.

IMPORTANT: If the replacement bulb lot code is in Table 1 it **CANNOT** be used.

6. Inspect the lot code on the new replacement bulb before it is installed, and confirm that it is not in **Table 1**.
 - If the new replacement bulb is in **Table 1**, choose a different bulb and recheck against **Table 1** until one is found that is not **NG**.




Figure 3

Table 1

NG LOT CODES
X9ZR, X01M, X01N, X9ZQ, X998

7. Reassemble the combination lamp with the known-good or replacement bulb.

NOTICE After installing the bulb, install the bulb socket securely for water-tightness to prevent bulb damage.
8. Perform steps 2-7 on the passenger side front turn signal bulb, and then proceed to step 9.
9. Confirm that both left side and right side front turn signal bulbs operate correctly.
10. Close the hood.

PARTS INFORMATION

DESCRIPTION	PART NUMBER	QUANTITY
Turn Signal Lamp Bulb	26717-9B91D	(1)

(1) Order the number of bulbs needed based on the inspection result.

CLAIMS INFORMATION

Submit a “CM” line claim using the following claims coding:

CAMPAIGN (“CM”) ID	DESCRIPTION	OP CODE	FRT
PM986	Inspect both front turn signal lamp bulbs OK Condition	PM9860	0.2 Hrs
	Inspect both front turn signal lamp bulbs and Replace 1 Bulb	PM9861	0.2 Hrs
	Inspect both front turn signal lamp bulbs and Replace 2 Bulbs	PM9862	0.2 Hrs

AMENDMENT HISTORY

PUBLISHED DATE	REFERENCE	DESCRIPTION
June 23, 2021	NTB21-057	Original bulletin published