



RECALL CAMPAIGN BULLETIN

Classification: BR21-003	Reference: NTB21-033	Date: April 22, 2021
-----------------------------	-------------------------	-------------------------

VOLUNTARY SAFETY RECALL CAMPAIGN 2021 ROGUE; REAR BRAKE CALIPER INSPECTION

CAMPAIGN ID #: PC804
APPLIED VEHICLES: 2021 Rogue (T33)

**Check Service COMM or Dealer Business Systems (DBS)
National Service History to confirm campaign eligibility.**

INTRODUCTION

Nissan is conducting this voluntary safety recall campaign on certain specific model year 2021 Rogue vehicles, to inspect, and if necessary, replace the rear brake calipers. This service will be performed at no charge to the customer for parts or labor.

IDENTIFICATION NUMBER

Nissan has assigned identification number PC804 to this campaign. This number must appear on all communication and documentation of any nature dealing with this campaign.

DEALER RESPONSIBILITY

It is the dealer's responsibility to check Service COMM or Dealer Business Systems (DBS) National Service History for the campaign status on each vehicle falling within the range of this voluntary safety recall which for any reason enters the service department. This includes vehicles purchased from private parties or presented by transient (tourist) owners and vehicles in a dealer's inventory. **Federal law requires that new vehicles in dealer inventory which are the subject of a safety recall must be corrected prior to sale. Failure to do so can result in civil penalties by the National Highway Traffic Safety Administration.** While federal law applies only to new vehicles, Nissan strongly encourages dealers to correct any used vehicles in their inventory before they are retailed.

Nissan Bulletins are intended for use by qualified technicians, not 'do-it-yourselfers'. Qualified technicians are properly trained individuals who have the equipment, tools, safety instruction, and know-how to do a job properly and safely. **NOTE:** If you believe that a described condition may apply to a particular vehicle, DO NOT assume that it does. See your Nissan dealer to determine if this applies to your vehicle.

REQUIRED SPECIAL TOOL

Each dealer has been shipped one Quick Scan Tool, special tool J-52352.

Additional tools are available from Tech•Mate online: www.nissantechmate.com, or by phone: 1-800-662-2001.



Figure 1

SERVICE PROCEDURE

IMPORTANT: Before starting, make sure:

- ASIST on the CONSULT PC has been synchronized (updated) to the current date.
- All C-III plus software updates (if any) have been installed.

1. Connect the quick scan tool, J-52352, to a CONSULT PC USB port.




Figure 2

2. Open ASIST.
3. Select **Tech Support Info**, and then select **Bulletin Support Items**.

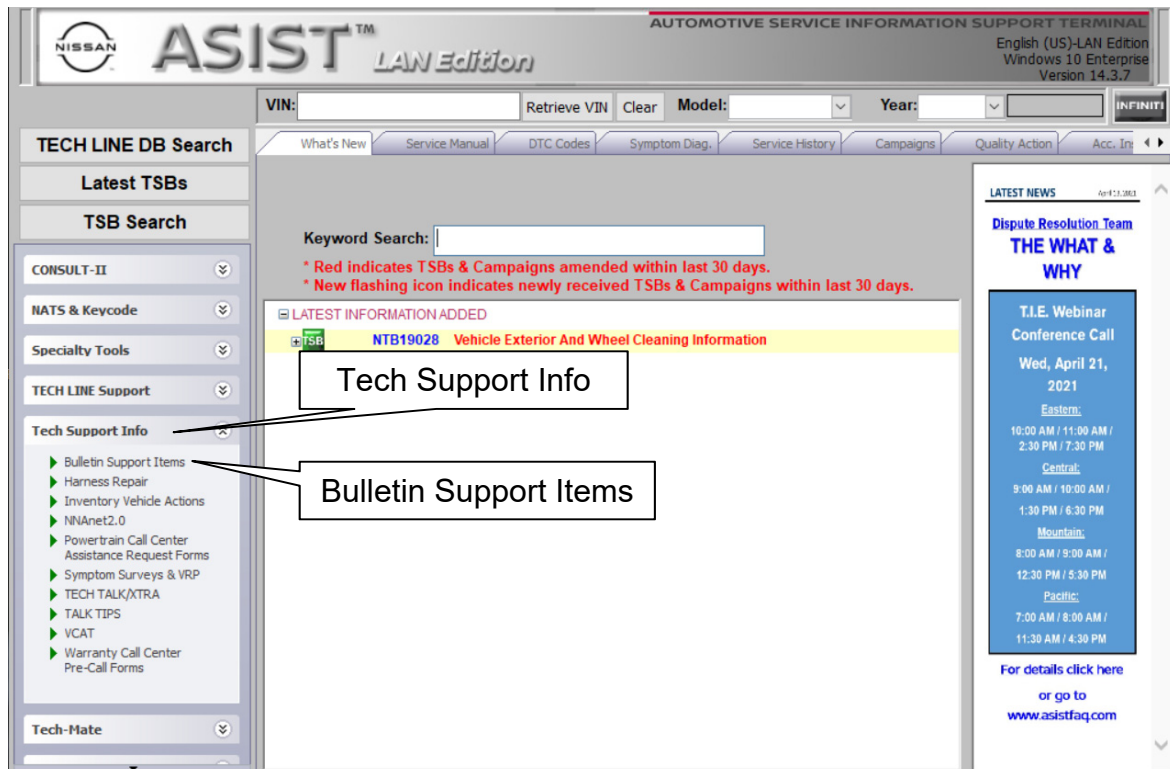


Figure 3

4. Select **CLICK HERE...** next to **PC804 Rogue Rear Brake Caliper**.

NNA - Nissan Bulletin Support Items

Bulletin Support Items (Nissan) - Service Actions

Voluntary Safety Recall Campaign - 2009 Murano (Z51) Brake Fluid Flush Check Sheet [CLICK HERE...](#)

Voluntary Safety Recall Campaign - MY17/18 Frontier, Versa SD/Note, Micra & MY17 NV1500-3500, NV200 + Taxi, Sentra Mechanical Key Ignition System [CLICK HERE...](#)

PC649 - ABS Actuator Inspection [CLICK HERE...](#)

Voluntary Safety Recall Campaign - MY2019 Altima; Brake pedal inspection [CLICK HERE...](#)

PC687 Rogue Rear Brake Caliper [CLICK HERE...](#)

PC716 - 2018 Altima/Rogue Cylinder Head Serial Number Inspection [CLICK HERE...](#)

PM971 - 2016-2019 Sentra Stop Lamp Switch [CLICK HERE...](#)

PC804 Rogue Rear Brake Caliper [CLICK HERE...](#) ←

Figure 4

5. Enter the dealer code.

PC804 - Rogue Rear Brake Caliper

Please enter/scan the VIN and Serial Number

Dealer Code:	: XXXX
VIN :(17 digits)	
RH Rear Brake Caliper Serial Number:(20 Digits)	
LH Rear Brake Caliper Serial Number:(20 Digits)	

Figure 5

8. Locate the QR code on the right rear brake caliper (Figure 9 and Figure 10).




Figure 9




Figure 10

9. Using the quick scan tool J-52352, scan the right rear brake caliper QR code (Figure 11).




Figure 11

- Once the **RH Rear Brake Caliper Serial Number** populates in the form, verify all 20 digits are present (Figure 12).

<u>PC804 - Rogue Rear Brake Caliper</u>	
Please enter/scan the VIN and Serial Number	
Dealer Code:	XXXX
VIN :(17 digits)	XXXXXXXXXXXXXXXXXXXX
RH Rear Brake Caliper Serial Number:(20 Digits)	XXXXXXXXXXXXXXXXXXXX
LH Rear Brake Caliper Serial Number:(20 Digits)	
<input type="button" value="Check"/> <input type="button" value="Print"/>	

Figure 12

10. Locate the QR code on the left rear brake caliper.

11. Using the quick scan tool J-52352, scan the left rear brake caliper QR code (Figure 13).




Figure 13

- Once the **LH Rear Brake Caliper Serial Number** populates in the form, verify all 20 digits are present (Figure 14).

[PC804 - Rogue Rear Brake Caliper](#)

Please enter/scan the VIN and Serial Number

Dealer Code:	: XXXX
VIN :(17 digits)	XXXXXXXXXXXXXXXXXXXX
RH Rear Brake Caliper Serial Number:(20 Digits)	XXXXXXXXXXXXXXXXXXXX
LH Rear Brake Caliper Serial Number:(20 Digits)	XXXXXXXXXXXXXXXXXXXX

Check Print

Figure 14

12. Select **Check**.

[PC804 - Rogue Rear Brake Caliper](#)

Please enter/scan the VIN and Serial Number

Dealer Code:	: XXXX
VIN :(17 digits)	XXXXXXXXXXXXXXXXXXXX
RH Rear Brake Caliper Serial Number:(20 Digits)	XXXXXXXXXXXXXXXXXXXX
LH Rear Brake Caliper Serial Number:(20 Digits)	XXXXXXXXXXXXXXXXXXXX

Check Print

Figure 15

13. Review **PC804 – Rogue Rear Brake Caliper** result.

- If a **NG** result is displayed (Figure 16):
 - Print the inspection result and attach it to the repair order.
 - Replace the identified **NG** rear brake caliper(s) with the part number(s) displayed on the screen.
 - Proceed to step 14 on page 9 for rear brake caliper replacement.

PC804 - Rogue Rear Brake Caliper

Please enter/scan the VIN and Serial Number

Dealer Code:

VIN :(17 digits)

RH Rear Brake Caliper Serial Number:(20 Digits)

LH Rear Brake Caliper Serial Number:(20 Digits)

Both rear brake calipers are NG, Replace both rear brake calipers.
Print this page and attach it to your repair order.
Place a parts order for both rear brake calipers using part number ~~XXXXXXXXXX~~ for the RH side and ~~XXXXXXXXXX~~ for the LH side.

Figure 16

- If both rear brake calipers are OK condition (Figure 17):
 - Print the inspection result and attach it to the repair order.
 - Skip to step 15 on page 9 to reinstall the rear wheel and tire assemblies.

PC804 - Rogue Rear Brake Caliper

Please enter/scan the VIN and Serial Number

Dealer Code:

VIN :(17 digits)

RH Rear Brake Caliper Serial Number:(20 Digits)

LH Rear Brake Caliper Serial Number:(20 Digits)

Both rear brake calipers are OK, no further action is needed.

Figure 17

14. Replace the rear brake caliper.
 - For rear brake caliper replacement, refer to the ESM section below.
 - **BRAKES > BRAKE SYSTEM > REMOVAL AND INSTALLATION > REAR DISC BRAKE > BRAKE CALIPER ASSEMBLY > Removal and Installation**
 - Follow all Cautions and Warnings in the ESM for rear brake caliper replacement.
15. Install both rear wheel and tire assemblies.
 - Wheel nut torque: 112 N·m (11 kg-m, **83 ft-lb**)
16. Lower the vehicle and remove it from the lift.

PARTS INFORMATION

DESCRIPTION	PART NUMBER	QUANTITY
Rear Brake Caliper (RH)	(1)	1 (if needed)
Rear Brake Caliper (LH)	(1)	1 (if needed)
Gasket – Brake Hose	46237-AV601	2 (if needed)
Nissan Genuine Brake Fluid (DOT3) (2)	999MP-A4100P	1 (if needed)

- (1) Brake caliper part number will be provided by the PC804 form on ASIST.
- (2) Order this item through the Nissan Maintenance Advantage program: Phone 877-NIS-NMA1 (877-647-6621). Website order via link on the dealer portal; www.NNAnet.com and click on the “Maintenance Advantage-Tire/Battery/Chemical” link.

CLAIMS INFORMATION

Submit a “CM” line claim using the following claims coding:

CAMPAIGN (“CM”) ID	DESCRIPTION	OP CODE	FRT
PC804	Inspect Both Rear Brake Calipers (OK Condition)	PC8040	0.4 hr
	Inspect Both Rear Brake Calipers and Replace One Brake Caliper	PC8041	1.7 hr
	Inspect Both Rear Brake Calipers and Replace Both Brake Calipers	PC8042	1.9 hr

AMENDMENT HISTORY

PUBLISHED DATE	REFERENCE	DESCRIPTION
April 22, 2021	NTB21-033	Original bulletin published