



# RECALL

## R21BE – BENDIX® SC-3™ SINGLE CHECK VALVE

**Models Affected:** Certain Model Year 2020 Electric (EV) Buses and Certain Model Year 2022 Vision and All American Buses Equipped with Bendix® Air Brakes

**Issue:** Bendix Commercial Vehicle Systems LLC is conducting a voluntary safety recall campaign, Bendix Recall No.: 21E-015, involving the Bendix® SC-3™ single check valve (Bendix Part Number K096210) (Blue Bird Part Number 10034984)

**Corrective Action:** Inspect And Replace If Required Bendix Part Number K096210, Blue Bird Part Number 10034984

Parts/Tools Needed:

Item Number	Part Number	Description	Quantity
1	10034984	Bendix® SC-3™ Single Check Valve (Bendix Part Number K096210)	1 (IF REQUIRED)
1	Source Local	Liquid Thread Sealant	1 (IF REQUIRED)
1	Source Local	15/16 Inch Open End Wrench	1 (IF REQUIRED)
1	Source Local	1/2 Inch Open End Wrench	1 (IF REQUIRED)

**WARNING:** Always follow all Federal, State, Local, and Shop safety standards and use proper safety equipment, and thoroughly read and understand all instructions before performing these procedures. Park bus on level surface, apply parking brake, turn off ignition key, and **Chock Wheels**. **CRITICAL: Block and hold the vehicle by means other than the air brakes.** Ensure that the bus is secured from any possible movement.

### Instructions:

1. The Bendix® SC-3™ single check valve is installed on the Bendix® SR-7® spring brake modulating valve on Blue Bird buses equipped with air brakes. The physical mounting location varies based on optional features ordered and the Blue Bird bus model being inspected, and repaired. [Blue Bird R21BE Instructions](#) and a [Bendix Service Data Manual SD\\_03\\_2205\\_US\\_006](#) are both attached to this R21BE document. You can view or print both by clicking on the attachment desired.
2. Additional information related to Bendix Recall No.; 21E-015 can also be found on the Bendix website. See Bendix website links below.

[BW8136 - Identifying Bendix SC-3 Single Check Valves Covered in this Field Action](#)

[TCH-003-059 - Bendix SC-3 Single Check Valve Recall](#)

[Bendix SC-3 Single Check Valve Replacement Video](#)

# Action Required For Identifying the Recalled Bendix® SC-3™ Single Check Valve

## Identifying Bendix® SC-3™ Single Check Valves Covered in this Field Action

### Blue Bird Vehicles

A potentially defective SC-3 single check valve on a Blue Bird vehicle has no date code identifier. Blue Bird purchased SC-3 single check valves from Bendix as standalone parts and not as part of an assembly. To identify a potentially defective SC-3 single check valve on a Blue Bird vehicle, perform the following steps:

1. Remove the SC-3 single check valve from the Bendix® SR-7® spring brake modulating valve.
2. See Figures 1 and 2. Inspect the SC-3 single check valve retainer. If the retainer is fully seated, it is correctly installed and not affected by this recall campaign. If the retainer is not fully seated, or is missing, damaged, or the shuttle or retainer are missing or fractured, the SC-3 single check valve falls within the recall parameters. The SC-3 single check valve needs to be replaced. If the shuttle or the retainer are missing (not located in the SC-3 fitting nor in the supply port of the SR-7 spring brake modulating valve) or fractured, the SR-7 spring brake modulating valve will need to be replaced as well.

### Navistar®, New Flyer, and Oshkosh Vehicles

**NOTE:** Any publication from the OEM supersedes the below information.

A potentially defective SC-3 single check valve on a Navistar, New Flyer, or Oshkosh vehicle was purchased from Bendix as an assembly including the SC-3 single check valve and the SR-7 spring brake modulating valve. To identify a potentially defective SC-3 single check valve on a Navistar, New Flyer, or Oshkosh vehicle, perform the following steps:

1. Remove the SC-3 single check valve from the SR-7 spring brake modulating valve.

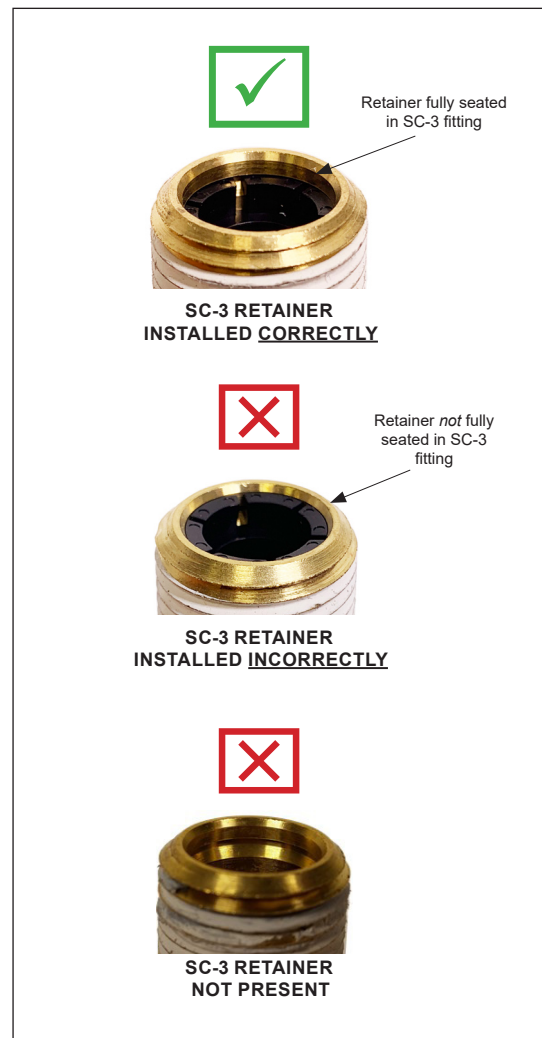


Figure 1 - SC-3 Single Check Valve Retainer


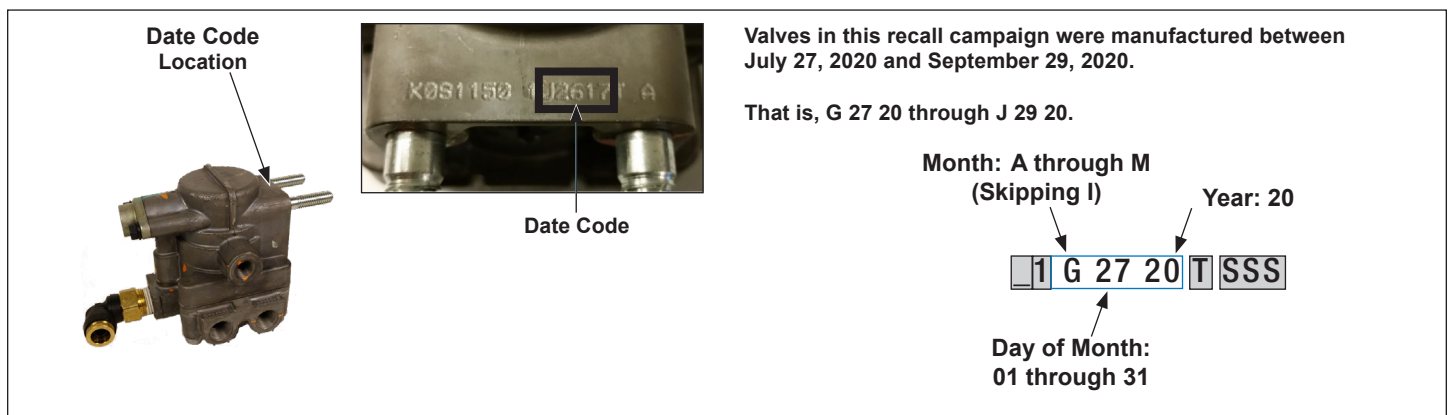


Figure 2 - SC-3 Single Check Valve Internal Components - Spring and Shuttle

2. See *Figures 1 and 2*. Inspect the Bendix® SC-3™ single check valve retainer. If the retainer is fully seated, it is correctly installed and not affected by this recall campaign. If the retainer is not fully seated, or is missing, damaged, or the shuttle or the retainer are missing or fractured, the SC-3 single check valve falls within the recall parameters. The SC-3 single check valve needs to be replaced. If the shuttle or the retainer are missing (not located in the SC-3 fitting nor in the supply port of the Bendix® SR-7® spring brake modulating valve) or fractured, the SR-7 spring brake modulating valve will need to be replaced as well.

OR

1. See *Figure 3*. A potentially defective SC-3 single check valve that was purchased as part of an assembly with an SR-7 spring brake modulating valve can be identified by the date code on the SR-7 spring brake modulating valve. If the SR-7 spring brake modulating valve has a date code that is any date between, and inclusive of, 7/27/20 and 9/29/20, the SC-3 single check valve falls within the recall parameters. The SC-3 single check valve needs to be replaced.



*Figure 3 - SR-7 Spring Brake Modulating Valve Date Code Interpretation*

### Interpreting the Date Code

See *Figure 3*. A date code is stamped (not cast) on the SR-7 spring brake modulating valve body housing. Locate the date code – removing the paint coating if necessary – to read the code. Disregard the codes shown in gray in *Figure 3*. The portion of the date code that determines the date of manufacture is highlighted and can be interpreted as follows:

- The first field is the month (A= January, B = February, etc. – excluding the letter I – so that J= September, and so on),
- The next two fields are the day of the month (e.g. 01 = 1st); and
- The next two fields are the year (e.g. 20= 2020)

For technical support, call the Bendix Tech Team at 1-800-AIR-BRAKE (1-800-247-2725), option 2, Monday through Thursday, 8:00 a.m. – 6:00 p.m., and Friday, 8:00 a.m. – 5:00 p.m. ET.

# Technical Bulletin

Bulletin No: TCH-003-059

Effective Date: 4/15/21

Cancels: N/A


Page: 1 of 4

Subject: **BENDIX® SC-3™ SINGLE CHECK VALVE RECALL**  
(PART NUMBER K096210)

Bendix Commercial Vehicle Systems LLC (Bendix) is conducting a voluntary safety recall campaign, **Recall No.: 21E-015**, involving the Bendix® SC-3™ single check valve (Bendix Part Number K096210).

**Problem Description:**

See *Figure 1*. Bendix has determined that the retainer of the SC-3 single check valve, manufactured by a Bendix sub-supplier, may not have been seated in the internal groove of the valve, thereby causing a potential defect. Improperly seated retainers cause other internal components (the spring and the shuttle) of the SC-3 single check valve to become dislodged from the SC-3 fitting. After enough cycles with the spring and shuttle loose and out of the fitting, the shuttle or retainer can become fractured. If this condition exists and the pieces cannot be accounted for in the supply port of the Bendix® SR-7® spring brake modulating valve, then the SR-7 valve must be replaced as well.



**Figure 1 - SC-3 Single Check Valve Internal Components - Spring and Shuttle**

**Vehicles Affected:**

This recall includes all SC-3 single check valve – part number K096210 – manufactured between July 27, 2020 and September 29, 2020. This action **does not** affect SC-3 single check valves manufactured prior to or after the stated dates.

**What You Need To Do:**


Immediately stop using and/or selling any of the SC-3 single check valves that fall within the recall parameters. It is a violation of Federal law for a dealer or distributor to sell an SC-3 single check valve that is subject to this recall. Ensure your customers are aware of the recall campaign.

**Identification:**

**Blue Bird Vehicles**

A potentially defective SC-3 single check valve on a Blue Bird vehicle has no date code identifier. Blue Bird purchased SC-3 single check valves from Bendix as standalone parts and not as part of an assembly. To identify a potentially defective SC-3 single check valve on a Blue Bird vehicle, perform the following steps:

1. Remove the SC-3 single check valve from the SR-7 spring brake modulating valve.
2. See *Figure 2*. Inspect the SC-3 single check valve retainer. If the retainer is fully seated, it is correctly installed and not affected by this recall campaign. If the retainer is not fully seated – or is missing, damaged, or the shuttle or the retainer are missing or fractured – the SC-3 single check valve falls within the recall parameters. The SC-3 single check valve needs to be replaced. If the shuttle or the retainer are missing (not located in the SC-3 fitting nor in the supply port of the SR-7 spring brake modulating valve) or fractured, the SR-7 spring brake modulating valve must be replaced as well.



**Figure 2 - SC-3 Single Check Valve Retainer (continued)**

## Navistar®, New Flyer, and Oshkosh Vehicles

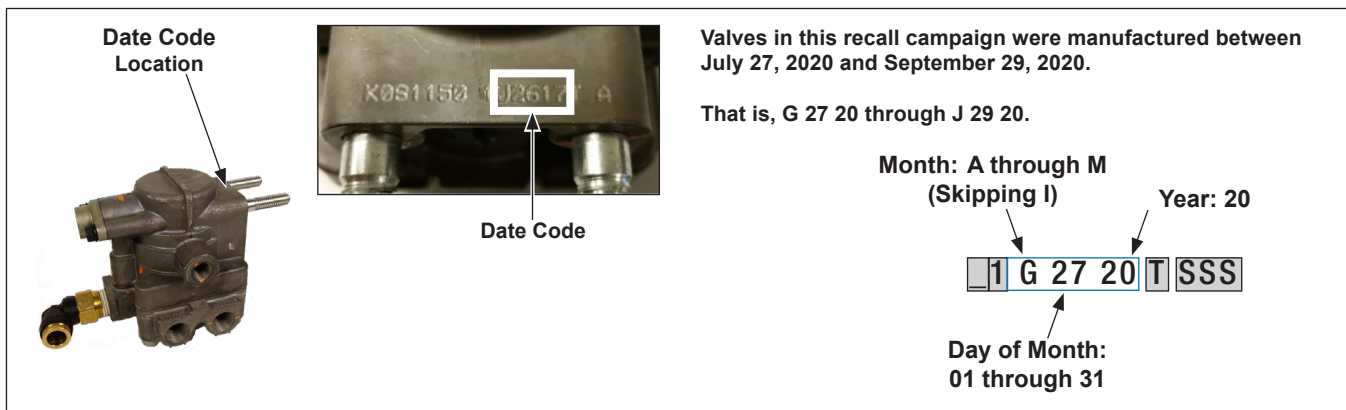
**NOTE:** Any publication from the OEM supersedes the below information.

A potentially defective Bendix® SC-3™ single check valve on a Navistar, New Flyer, or Oshkosh vehicle was purchased from Bendix as an assembly including the SC-3 single check valve and the Bendix® SR-7® spring brake modulating valve. To identify a potentially defective SC-3 single check valve on a Navistar, New Flyer, or Oshkosh vehicle, perform the following steps:

1. Remove the SC-3 single check valve from the SR-7 spring brake modulating valve.
2. See Figure 2. Inspect the SC-3 single check valve retainer. If the retainer is fully seated, it is correctly installed and not affected by this recall campaign. If the retainer is not fully seated – or is missing, damaged, or the shuttle or the retainer are missing or fractured – the SC-3 single check valve falls within the recall parameters. The SC-3 single check valve needs to be replaced. If the shuttle or the retainer are missing (not located in the SC-3 fitting nor in the supply port of the SR-7 spring brake modulating valve) or fractured, the SR-7 spring brake modulating valve must be replaced as well.

### OR

1. See Figure 3. A potentially defective SC-3 single check valve that was purchased as part of an assembly with an SR-7 spring brake modulating valve can be identified by the date code on the SR-7 spring brake modulating valve. If the SR-7 spring brake modulating valve has a date code that is any date between, and inclusive of, 7/27/20 and 9/29/20, the SC-3 single check valve falls within the recall parameters. The SC-3 single check valve needs to be replaced.



**Figure 3 - SR-7 Spring Brake Modulating Valve Date Code Interpretation**

**Interpreting the Date Code:**

See Figure 3. A date code is stamped (not cast) on the Bendix® SR-7® spring brake modulating valve body housing. Locate the date code – removing the paint coating if necessary – to read the code. Disregard the codes shown in gray in Figure 3. The portion of the date code that determines the date of manufacture is highlighted and can be interpreted as follows:

- The first field is the month (A=January, B=February, etc. – excluding the letter I – so that J=September, and so on),
- The next two fields are the day of the month (e.g. 01 = 1st); and
- The next two fields are the year (e.g. 20 = 2020)

**Inventory Disposition:**

If your inventory contains Bendix® SC-3™ single check valves that fall within the recall parameters, please contact Ms. Shelly Neff. Please phone Shelly Neff, toll-free, by calling 1-800-AIR-BRAKE, ext. 4417 (1-800-247-2725, ext. 4417), Monday - Thursday, 8:00 a.m. - 6:00 p.m., and Friday, 8:00 a.m. - 5:00 p.m., ET, to arrange for the return of any affected inventory currently in stock. As a reminder, you will need to place an offsetting order to replenish the returned stock. Email SC-3campaign21@bendix.com for additional assistance.

**Disposition of the Impacted SC-3 Single Check Valves:**

You are authorized to scrap impacted SC-3 single check valves that are removed from vehicles. These valves are not required to be returned to Bendix.

**Replacing Defective SC-3 Single Check Valves:**

For instructions on replacing the SC-3 single check valve, reference SD-03-2205, *Bendix SC-3 Single Check Valve Service Data Sheet*, on bendix.com, or reference the SC-3 single check valve recall repair video on the Product Action Center on bendix.com.



**Knowledge Dock™**  
BLOGS • PODCASTS • VIDEOS  
24/7/365  
Visit [knowledge-dock.com](http://knowledge-dock.com)

Search for Bendix products  
quickly and easily at  
**B2Bendix.com**,  
our new e-commerce tool.

**Log on and learn from the best.**  
Online training that's available  
when you are – 24/7/365.  
Visit [brake-school.com](http://brake-school.com)

