

RECALL 21V141. 2021-119 REMEDY INSTRUCTIONS



Make(s): Cardinal and Wildcat
Model(s): See below
Model Year(s): 2021

Concern: The furnace is not properly secured to the floor allowing movement of the furnace and platform, which could potentially misalign the intake tube and/or exhaust tube.

Repair Code: RC-065-01-00-003997
Allotted Time: 0.25 hrs.
Inspection Code: N/A
Allotted Time: N/A

Photo(s) Required: YES
Prior Authorization Required: YES
Part(s) Kit Number: N/A
Part(s) Return: No

Disconnect any house battery(s) positive and negative. If equipped with a generator, ensure it is off and lastly, ensure the vehicle is disconnected from shore power. Ensure the propane system is shut off. Block any tires/wheels to prevent the vehicle from rolling. Failure to do so may result in personal injury, property damage and/or death.

MODELS INVOLVED:

2021 Cardinal models CAF345RLX, CAF366DVLE, CAF383BHLE, CAF390FBX, and 2021 Wildcat models WCF336RLS, WCF368MB, WCF368MB-W built between 1/19/2021 and 2/23/2021.

SHOP SUPPLIES NEEDED:

- (2) #8 2 1/2" coarse-threaded washer head screws OR (2) #8 3" coarse-threaded washer head screws

TOOLS REQUIRED:

- Cordless Screw Gun
- #S2 Square Tip Driver

REPAIR PROCESS:

1. Locate the furnace access door and remove to gain access to the furnace.
2. Remove the two (2) corner screws and discard. See Figure 1 and Figure 2.



Figure 1




Figure 2

3. Install the # 8, 2 1/2" or 3" coarse-threaded washer head screws ensuring the screws go through the holes in the bottom of the furnace cabinet, into the platform and into the floor. Figure 4.




Figure 4

RECALL 21V141. 2021-119 REMEDY INSTRUCTIONS




Make(s): Cardinal and Wildcat
Model(s): See below
Model Year(s): 2021

Concern: The furnace is not properly secured to the floor allowing movement of the furnace and platform, which could potentially misalign the intake tube and/or exhaust tube.

Repair Code: RC-065-01-00-003997
Allotted Time: 0.25 hrs.
Inspection Code: N/A
Allotted Time: N/A

Photo(s) Required: YES
Prior Authorization Required: YES
Part(s) Kit Number: N/A
Part(s) Return: No



DO NOT USE THESE TYPE OF SCREWS

**CORRECT SCREWS: #8 2 1/2" OR #8 3"
COARSE-THREADED WASHER HEAD SCREWS**