



March 2021

Dealer Service Instructions for:

# Safety Recall Y14 / NHTSA 21V-037

## Brake Clip

---

### Remedy Available

#### 2020-2021 (DS) Ram 1500 Pickup

*NOTE: This recall applies only to the above vehicles equipped with non-adjustable pedals (sales code XA8).*

*NOTE: Some vehicles above may have been identified as not involved in this recall and therefore have been excluded from this recall.*

**IMPORTANT:** Some of the involved vehicles may be in dealer new vehicle inventory. Federal law requires you to complete this recall service on these vehicles before retail delivery. Dealers should also consider this requirement to apply to used vehicle inventory and should perform this recall on vehicles in for service. Involved vehicles can be determined by using the VIP inquiry process.

### Subject

The brake clip which retains the master cylinder push rod to the brake pedal on about 659 of the above vehicles may be missing. A vehicle built without the clip could allow the master cylinder push rod to disconnect from the brake pedal pin, separating the brake pedal from the brake system. A disconnected master cylinder push rod results in the driver being unable to apply the service brakes using the brake pedal, which can cause a vehicle crash without prior warning. The parking brake function is unaffected.

**FCA US recommends that owners DO NOT DRIVE their vehicles until they receive instructions on how to have their vehicle inspected, and repaired if necessary.**

**Repair**

Inspect for a clip installed on the pivot pin securing the master cylinder push rod to the brake pedal arm. If the clip is missing, install a clip.

**Alternate Transportation**

Dealers should attempt to minimize customer inconvenience by placing the owner in a loaner vehicle if inspection determines that the clip is missing and the vehicle must be held overnight. Customer vehicle must not be driven prior to the inspection/repair.

**Parts Information**

Due to the small number of involved vehicles expected to require the clip and the likelihood that dealers may already have these clips in stock, no parts will be distributed initially. **Clip packages should be ordered only after inspection determines that clip is required.**

<u>Part Number</u>	<u>Qty.</u>	<u>Description</u>
04581512AA	1	CLIP, Master Cylinder Push Rod Pin (MSQ 12)

**Parts Return**

No parts return required for this campaign.

**Special Tools**

No special tools are required to perform this service procedure.

**Service Procedure**

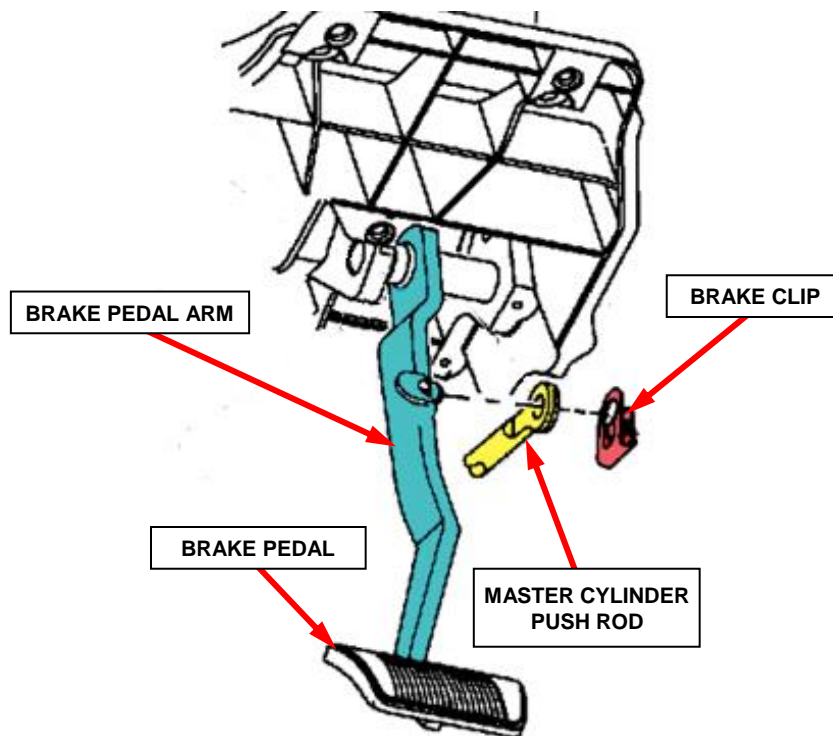
1. Open the driver side front door.
2. As needed, position the driver seat rearward to gain access to the brake pedal below the instrument panel (Figure 1).

**NOTE:** For improved visibility, use a light source to illuminate the brake pedal area under the instrument panel.



**Figure 1 – Gain Access to Brake Pedal**


3. Follow the brake pedal arm up under the instrument panel to where the master cylinder push rod connects to the brake pedal arm (Figure 2).



**Figure 2 – Brake Master Cylinder Push Rod to Brake Pedal Arm Connection**

**Service Procedure [Continued]**


- 4. Is there a clip installed securing the master cylinder push rod to the brake pedal arm? (Figure 3).
  - **YES, clip installed:** There is no need to do anything. Claim the Inspection LOP to complete the recall on this vehicle.
  - **NO, clip is missing:** Proceed to **Step 5** of the procedure on **Page 5**.



**Figure 3 – Inspect for a Clip Securing the Brake Master Cylinder Push Rod to the Brake Pedal Arm**

**Service Procedure [Continued]**

5. If clip is missing, install a clip onto the brake pedal pivot pin securing the master cylinder push rod to the brake pedal arm (Figure 4).



**Figure 4 – Install Clip Securing the Brake Master Cylinder Push Rod to the Brake Pedal Arm**

6. Claim the Repair LOP to complete the recall on this vehicle.
7. Return the vehicle to the customer or dealer inventory.

**Completion Reporting and Reimbursement**

Claims for vehicles that have been serviced must be submitted on the DealerCONNECT Claim Entry Screen located on the Service tab. Claims paid will be used by FCA to record recall service completions and provide dealer payments.

Use one of the following labor operation numbers and time allowances:

	<b>Labor Operation Number</b>	<b>Time Allowance</b>
Inspect for Brake Clip (Clip Installed – Not Missing)	05-Y1-41-81	0.2 hours
Inspect and Install Brake Clip	05-Y1-41-82	0.2 hours

**Related Operation**

Mobile Repair	95-02-02-50	■
---------------	-------------	---

Mobile Service Reimbursement is available for this campaign. Dealer to include standard dealer entry and mark-up for parts, standard dealer entry and labor rate for service, as well as this special services code for mobile allowance. The Special Services LOP will only be paid once per VIN and this LOP will only be paid on the recall claim for Y14. For additional details, please view the Mobile Service Implementation Guide in DealerCONNECT on the Recall Central Page, under the Recall Guides portlet.

Add the cost of the recall part plus applicable dealer allowance to your claim.

**NOTE: See the Warranty Administration Manual, Recall Claim Processing Section, for complete recall claim processing instructions.**

**Dealer Notification**

To view this notification on DealerCONNECT, select “Global Recall System” on the Service tab, then click on the description of this notification.

## Owner Notification and Service Scheduling

All involved vehicle owners known to FCA are being notified of the service requirement.

Dealers are encouraged to consider alternative scheduling and servicing approaches for this recall. This repair does not require hoists or other full service facility special equipment and is a Mobile Service approved repair.

## Vehicle Lists, Global Recall System, VIP and Dealer Follow Up

All involved vehicles have been entered into the DealerCONNECT Global Recall System (GRS) and Vehicle Information Plus (VIP) for dealer inquiry as needed.

GRS provides involved dealers with an updated VIN list of their incomplete vehicles. The owner's name, address and phone number are listed if known. Completed vehicles are removed from GRS within several days of repair claim submission.

To use this system, click on the “**Service**” tab and then click on “**Global Recall System.**” Your dealer's VIN list for each recall displayed can be sorted by: those vehicles that were unsold at recall launch, those with a phone number, city, zip code, or VIN sequence.

**Dealers must perform this repair on all unsold vehicles before retail delivery.** Dealers should also use the VIN list to follow up with all owners to schedule appointments for this repair.

*Recall VIN lists may contain confidential, restricted owner name and address information that was obtained from the Department of Motor Vehicles of various states. Use of this information is permitted for this recall only and is strictly prohibited from all other use.*

## Additional Information

If you have any questions or need assistance in completing this action, please contact your Service and Parts District Manager.

Customer Services / Field Operations  
FCA US LLC