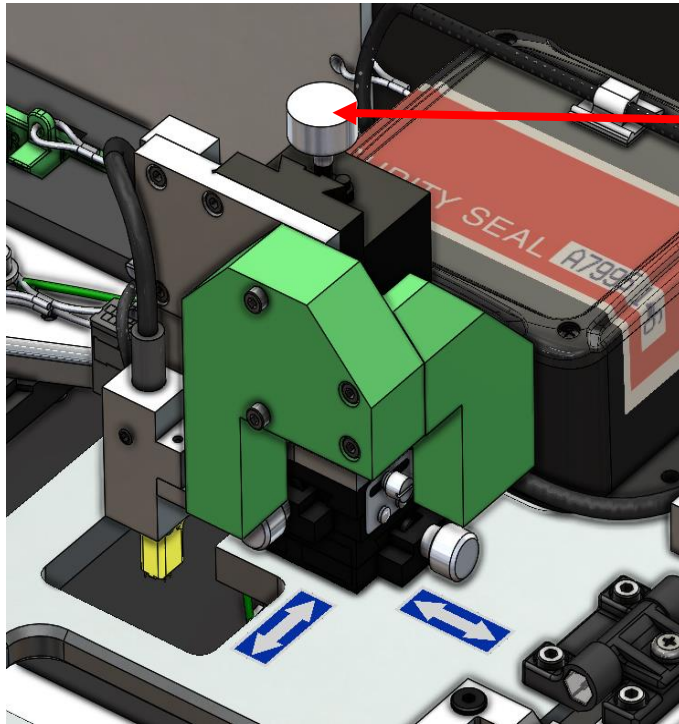




URGENT Meter Reflash Tool Inspection




#	Inspection Point	Check item	Judgement
1	Z-Stage Knob	<p>Check for impact marks in the bottom of the case lid above the Z-stage knob</p> <p>Check for bent Z stage knob shaft</p> <p>Check Z stage movement by rotating knob and inspect for rough movement or if knob is stuck.</p> <p>(Note: Do not attempt to turn the knobs past the stop point)</p>	<p>If impact marks are not found, skip to #2 (Loose Z-Stage plate) inspection</p> <p>If impact marks are found, take clear pictures of the marks.</p> <p>If knob/shaft is visually bent, contact Honda Special Tools Hotline at 800-346-6327</p> <p>If knob is stuck or has rough movement, contact Honda Special Tools Hotline at 800-346-6327</p>



OK




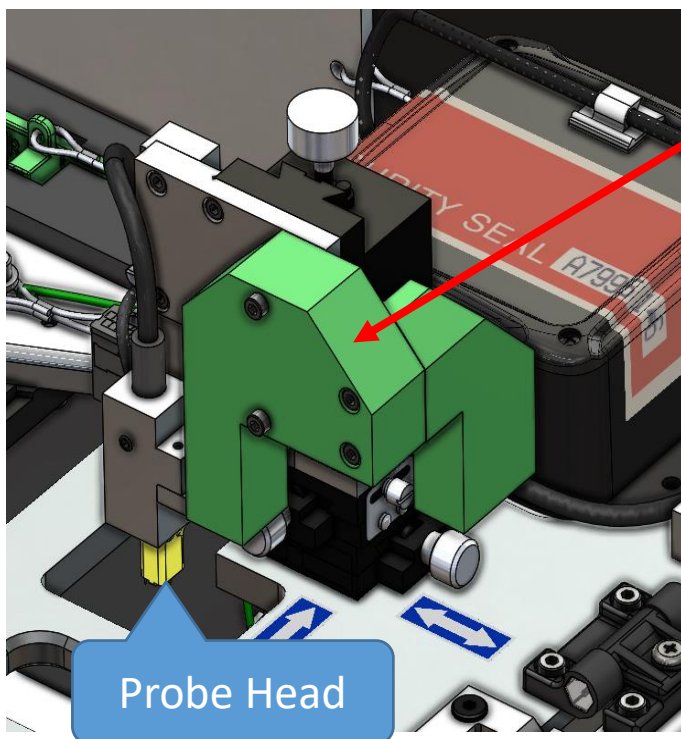
NG



If you believe your meter reflash tool has an issue, please contact Honda Special Tools Hotline at 800-346-6327. Have all details and the S/N of your tool available.

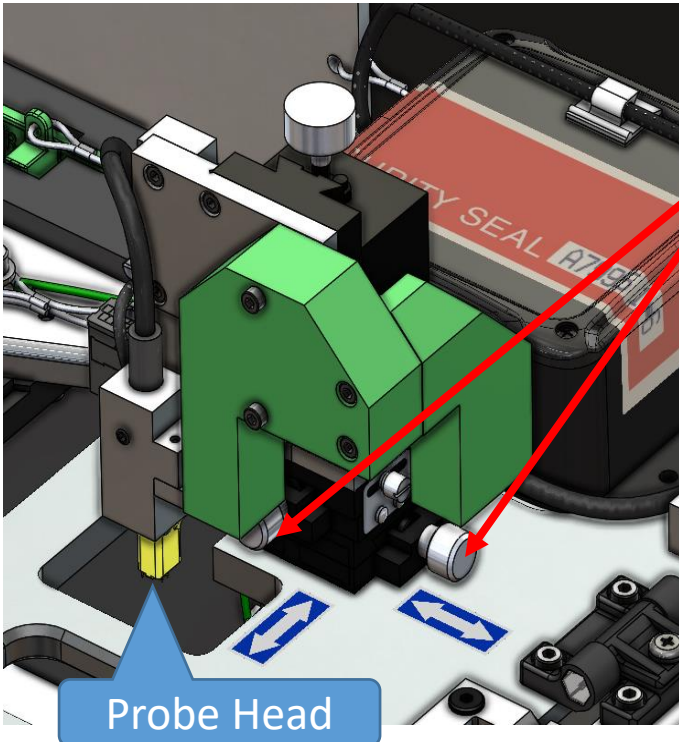
URGENT Meter Reflash Tool Inspection

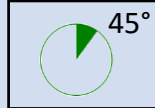
#	Inspection Point	Check item	Judgement
2	Loose Z-Stage plate	Twist/rock lockout cover (Green blocks) and inspect for looseness. Probe Head (Yellow) should not move when rocked. (Note: A very slight amount of movement is normal)	If probe head moves, contact Honda Special Tools Hotline at 800-346-6327




If you believe your meter reflash tool has an issue, please contact Honda Special Tools Hotline at 800-346-6327. Have all details and the S/N of your tool available.

URGENT Meter Reflash Tool Inspection




#	Inspection Point	Check item	Judgement
3	Loose X/Y-Stage Knob	<p>Turn Z-Stage knob clockwise until it stops. Turn each X/Y Stage knob until you see Probe Head (Yellow) movement; note the position of each knob. Turn each knob in the opposite direction until you see the Probe Head (Yellow) move. Note how far each knob rotated before the Probe Head (Yellow) moved.</p> <p>Check for gap between the X/Y knobs and the plate</p> <p>(Note: Do not attempt to turn the knobs past the stop point)</p>	<p>If either knob moves more than 45° before the Probe Head (Yellow) moves, contact Honda Special Tools Hotline at 800-346-6327</p>  <p>If there is a gap between either of the X/Y knobs and the plate, contact Honda Special Tools Hotline at 800-346-6327</p>

OK



NG



If you believe your meter reflash tool has an issue, please contact Honda Special Tools Hotline at 800-346-6327. Have all details and the S/N of your tool available.