



GROUP
Safety Recall

MODEL
**2020MY
Stinger (CK)**

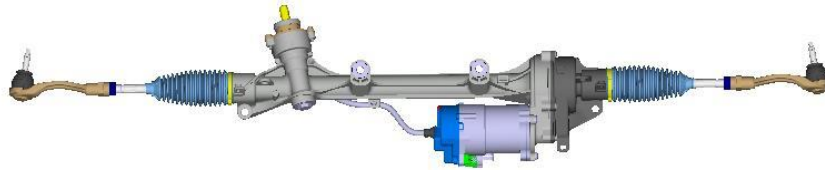
NUMBER
SC193

DATE
August 2020

SAFETY RECALL CAMPAIGN

SUBJECT: REPLACEMENT OF THE R-MDPS ASSEMBLY (SC193)

This bulletin provides the procedure to replace the rack mounted motor driven power steering (R-MDPS) / steering gear box assembly on some 2020MY Stinger (CK) vehicles equipped with THETA II 2.0L T-GDI (RWD/AWD) vehicles produced from October 7, 2019 through December 12, 2019. The Rack & Ball/Nut Assembly (RBNA), an internal component of the R-MDPS Assembly, may have been manufactured incorrectly. Over time, the incorrectly manufactured RBNA component may fracture, causing the steering to lock or become difficult to steer while driving. Before conducting the procedure, verify that the vehicle is included in the list of affected VINs.



R-MDPS / Steering Gear Box Assembly

* NOTICE

There is no charge to the vehicle owner for this repair. Under applicable law, you may not sell or otherwise deliver any affected vehicle until it has been repaired pursuant to the procedures set forth in this bulletin.

* NOTICE

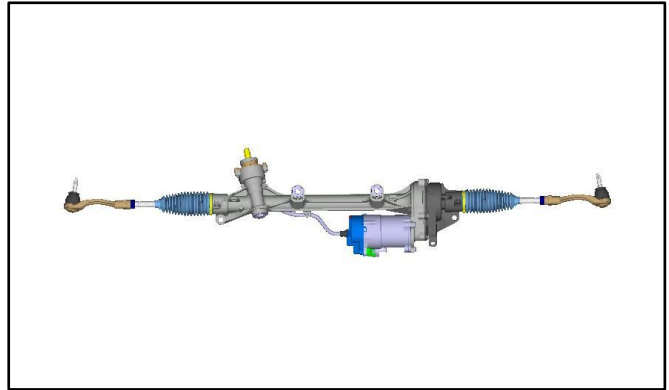
To assure complete customer satisfaction, always remember to refer to WebDCS Warranty Coverage (validation) Inquiry Screen (Service → Warranty Coverage → Warranty Coverage Inquiry) for a list of any additional campaigns that may need to be performed on the vehicle before returning it to the customer.

Printed TSB copy is for reference only; information may be updated at any time.
Always refer to KGIS for the latest information.

Circulate To: General Manager Service Manager Parts Manager
 Service Advisors Technicians Body Shop Manager Fleet Repair

Replacement Procedure:

1. Save radio presets and disconnect battery negative (-) terminal.
2. Replace the R-MDPS by referring to the “Steering System → Electrical Power Steering → Steering Gear Box → Repair procedures” chapter in the applicable Shop Manual on KGIS.



3. Install the R-MDPS in the reverse order of removal.
4. Refer to the “Steering System → Electrical Power Steering → Repair procedures” chapter in the applicable Shop Manual on KGIS.

ⓘ IMPORTANT

Ensure to check the alignment and register “ASP Calibration EPS Type Recognition” instruction outlined on KGIS.

5. Reconnect battery negative (-) terminal and restore radio presets.
6. Confirm normal operation and no instrument cluster indicators illuminate.

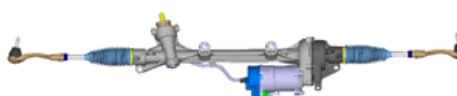
SUBJECT:

REPLACEMENT OF THE R-MDPS ASSEMBLY (SC193)

AFFECTED VEHICLE RANGE:

Model	Production Date Range
Stinger (CK)	October 7, 2019 to December 12, 2019

REQUIRED PART:

Part Name	Part Number	Figure	Qty.
R-MDPS Assembly (RWD)	57700 J5200 QQK		1
R-MDPS Assembly (AWD)	57700 J5400QQK		

WARRANTY INFORMATION:

N Code: N99 C Code: C99

Model	Claim Type	Causal P/N	Qty.	Repair Description	Labor Op Code	Op Time	Replacement P/N	Qty.
CK (RWD)	R	57700 J5200	0	(SC193) R-MDPS Assembly Replacement	201078R0	2.0 M/H	57700 J5200QQK	1
CK (AWD)		57700 J5400			201078R1		57700 J5400QQK	1

Note: Refer to Warranty Bulletin 2020-19 for claim submission procedures.*** NOTICE**

VIN inquiry data for this repair is provided for tracking purposes only. Kia retailers should reference SC193 when accessing the WebDCS system.

